

abrdn UK Sustainable and Responsible Investment Equity Fund

I Acc GBP



31 May 2024

Objective

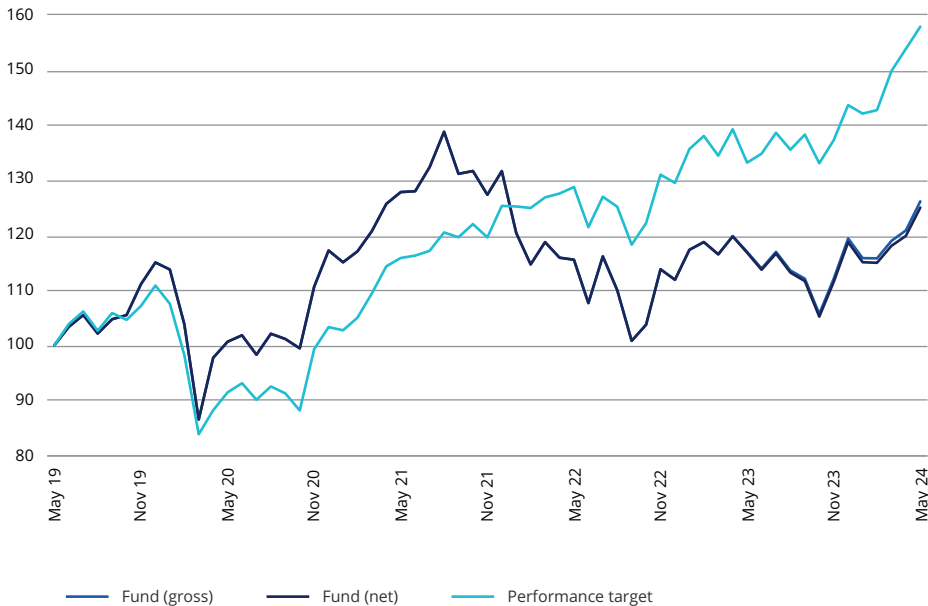
To generate growth over the long term (5 years or more) by investing in UK equities (company shares), which adhere to the abrdn Sustainable and Responsible Investment Equity Approach.

Performance Target: To achieve the return of the FTSE All-Share Index plus 3% per annum over rolling five year periods (before charges). There is no certainty or promise that the Performance Target will be achieved. The FTSE All-Share Index (the "Index") is a representative index of the UK stock market.

Portfolio securities

- The fund will invest at least 70% in UK equities.
- The fund may also invest in other funds (including those managed by abrdn), cash and assets that can be turned into cash quickly.
- The fund will only invest in companies that adhere to the assessment criteria as set out in the abrdn Sustainable and Responsible Investment Equity Approach (the "Investment Approach") available on www.abrdn.com under "Fund Centre".
- The Investment Approach identifies companies that the management team consider to be sustainable leaders and improvers. Leaders are viewed as companies with the best in class Environmental, Social and Governance ("ESG") credentials or products and services which address global environmental and societal challenges, whilst improvers are typically companies where ESG management practices are considered to be at least of an average standard amongst its peers with potential for improvement.
- In addition a set of company exclusions are applied which are related but not limited to tobacco, coal, gambling, oil & gas and weapons.

Performance



Cumulative and annualised performance

	1 month	6 months	Year to date	1 year	3 years (p.a.)	5 years (p.a.)
Fund (gross) (%)	4.37	12.55	5.64	8.83	n/a	n/a
Fund (net) (%)	4.30	12.12	5.30	8.01	-0.42	4.76
Performance target (%)	2.62	15.02	9.92	18.56	10.87	9.56

Discrete annual returns - year to 31/5

	2024	2023	2022	2021	2020
Fund (gross) (%)	8.83	n/a	n/a	n/a	n/a
Fund (net) (%)	8.01	1.12	-9.60	27.05	0.62
Performance target (%)	18.56	3.44	11.13	26.72	-8.58

Performance Data: Share Class I Acc.

Benchmark history: Performance target - FTSE All Share +3.00%

Source: Lipper. Basis: Total Return, NAV to NAV, UK Net Income Reinvested.

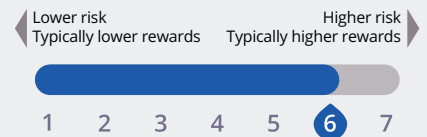
"Fund (Net)" refers to the actual unit price performance of the shareclass shown; "Fund(Gross)" adds back charges such as the annual management charge to present performance on the same basis as the performance target / performance comparator / portfolio constraining benchmark. These figures do not include the initial charge; if this is paid it will reduce performance from that shown.

Past performance is not a guide to future returns and future returns are not guaranteed.

Key facts

Fund manager(s)	Rebecca Maclean & Ian Hewett
Fund managers start date	10 September 2020
Fund launch date	09 May 2006
Share class launch date	01 October 2012
Authorised corporate director (ACD)	abrdn Fund Managers Limited
Fund size	£639.3m
Number of holdings	43
Performance target	FTSE All Share +3.00%
Fund historic yield ¹	2.30%
Distribution frequency	Semi-Annual
Entry charge (up to) ²	0.00%
Annual management charge	0.75%
Ongoing charge figure ³	0.84%
Minimum initial investment	GBP 1,000,000
Fund type	OEIC
Valuation point	12:00 (UK time)
Base currency	GBP
Sedol	B131GD1
ISIN	GB00B131GD17
Bloomberg	ABEEUIA LN
Citicode	GNOS
Reuters	LP68179405
Domicile	United Kingdom

Risk and reward profile



This indicator reflects the volatility of the fund's share price. See the relevant UCITS Key Investor Information Document (KIID) or PRIIPs Key Information Document (KID) for details

Key risks

- The value of investments and the income from them can fall and investors may get back less than the amount invested.
- Equity Risk - The fund invests in equity and equity related securities. These are sensitive to variations in the stock markets which can be volatile and change substantially in short periods of time.
- ESG Investment Risk - Applying ESG and sustainability criteria in the investment process may result in the exclusion of securities within the fund's benchmark or universe of potential investments. The interpretation of ESG and sustainability criteria is subjective meaning that the fund may invest in assets which similar funds do not (and thus perform differently) and which may not align with the personal views of any individual investor.
- Concentration Risk - A concentrated portfolio (whether by number of holdings, geographic location or sector) may be more volatile and less liquid than a diversified one.

Investor Services
0345 113 69 66

www.abrdn.com

Management process

- The management team use their discretion (active management) to maintain a diverse asset mix at sector and company level.
- Through the application of the Investment Approach, the fund is expected to have a lower carbon footprint compared to the Index.
- Due to the active and sustainable and responsible nature of the management process, the fund will not invest in a material number of companies and sectors in the Index. This means the fund's performance profile may deviate significantly from that of the Index.











Top Ten Holdings

Unilever PLC	5.7
AstraZeneca PLC	5.4
RELX PLC	5.2
London Stock Exchange Group PLC	4.2
Telecom Plus PLC	3.7
Hargreaves Lansdown PLC	3.4
SSE PLC	3.1
Reckitt Benckiser Group PLC	3.0
Oxford Instruments PLC	2.8
ConvaTec Group PLC	2.7
Assets in top ten holdings	39.2

Source : abrdn 31/05/2024

Figures may not always sum to 100 due to rounding.

Sector (%)

Financials	23.3	
Industrials	19.5	
Consumer Discretionary	12.3	
Health Care	11.7	
Information Technology	10.4	
Consumer Staples	10.1	
Utilities	6.8	
Materials	3.7	
Other	1.3	
Cash	1.0	

- (e) Smaller and Mid Cap Risk - The shares of small and mid-cap companies may be less liquid and more volatile than those of larger companies.
- (f) Derivatives Risk - The use of derivatives may involve additional liquidity, credit and counterparty risks. In some cases the risk of loss from derivatives may be increased where a small change in the value of the underlying investment may have a larger impact on the value of the derivative.

Risk stats

Alpha [^]	-8.55
Benchmark Volatility (SD) [^]	10.64
Beta [^]	1.23
Fund Volatility (SD) [^]	15.08
Information Ratio [^]	-0.99
R-Squared [^]	0.75
Sharpe Ratio [^]	-0.21
Tracking Error [^]	7.90

Source : abrdn. [^] Three year annualised.

Derivative usage

- Derivatives are linked to the value of other assets. In other words, they derive their price from one or more underlying asset.
- Derivative usage in the fund is expected to be very limited. Where derivatives are used, this would mainly be in response to significant inflows into the fund so that in these instances, cash can be invested while maintaining the fund's existing allocations to equities.

To help you understand this fund and for a full explanation of risks and the overall risk profile of this fund and the shareclasses within it, please refer to the Key Investor Information Documents and Prospectus which are available on our website www.abrdn.com The Prospectus also contains a glossary of key terms used in this document.

¹The Historic Yield as at 30/04/2024 reflects distributions declared over the past twelve months as a percentage of the mid-market share price, as at the date shown. It does not include any preliminary charge and investors may be subject to tax on their distributions.

²These are the maximum charges that we might take out of your money before it is invested. In some cases, the charges may be less and you should speak to your financial advisor about this.

³The Ongoing Charge Figure (OCF), is the overall cost shown as a percentage of the value of the assets of the fund. It is made up of the Annual Management Charge (AMC) of 0.75% and other charges. It does not include any initial charges or the cost of buying and selling stocks for the fund. The Ongoing Charges figure can help you compare the annual operating expenses of different funds.

The fund is a sub-fund of abrdn OEIC I, an authorised open-ended investment company (OEIC).

The information contained in this document should not be considered as an offer, solicitation or investment recommendation to deal in the shares of any securities or financial instruments. It is not intended for distribution or use by any person or entity who is a citizen or resident of or located in any jurisdiction where such distribution, publication or use would be prohibited.

Nothing herein constitutes investment, legal, tax or other advice and is not to be relied upon in making an investment or other decision. No recommendation is made, positive or otherwise, regarding individual securities mentioned. This is not an invitation to subscribe for shares in the fund and is by way of information only.

Subscriptions will only be received and shares issued on the basis of the current Prospectus, relevant Key Investor Information Document (KIID) and Supplementary Information Document (SID) for the fund. These can be obtained free of charge from abrdn Fund Managers Limited, PO Box 9029, Chelmsford, CM99 2WJ or available on www.abrdn.com.

Any data contained herein which is attributed to a third party ("Third Party Data") is the property of (a) third party supplier(s) (the "Owner") and is licensed for use by abrdn*. Third Party Data may not be copied or distributed. Third Party Data is provided "as is" and is not warranted to be accurate, complete or timely. To the extent permitted by applicable law, none of the Owner, abrdn* or any other third party (including any third party involved in providing and/or compiling Third Party Data) shall have any liability for Third Party Data or for any use made of Third Party Data. Neither the Owner nor any other third party sponsors, endorses or promotes the fund or product to which Third Party Data relates.

* abrdn means the relevant member of abrdn group, being abrdn plc together with its subsidiaries, subsidiary undertakings and associated companies (whether direct or indirect) from time to time.

FTSE International Limited ("FTSE") © FTSE 2019. "FTSE®" is a trade mark of the London Stock Exchange Group companies and is used by FTSE International Limited under license. All Rights in the FTSE indices and / or FTSE ratings vest in FTSE and/or its licensors. Neither FTSE nor its licensors accept any liability for the errors or omissions in the FTSE indices and / or FTSE ratings or underlying data. No further distribution of FTSE Data is permitted without FTSE's express written consent.

United Kingdom (UK): Issued by abrdn Fund Managers Limited, registered in England and Wales (740118) at 280 Bishopsgate, London EC2M 4AG. Authorised and regulated by the Financial Conduct Authority in the UK.