

# abrdn MyFolio Multi-Manager III Fund

Retail Acc GBP



31 May 2024

## Objective

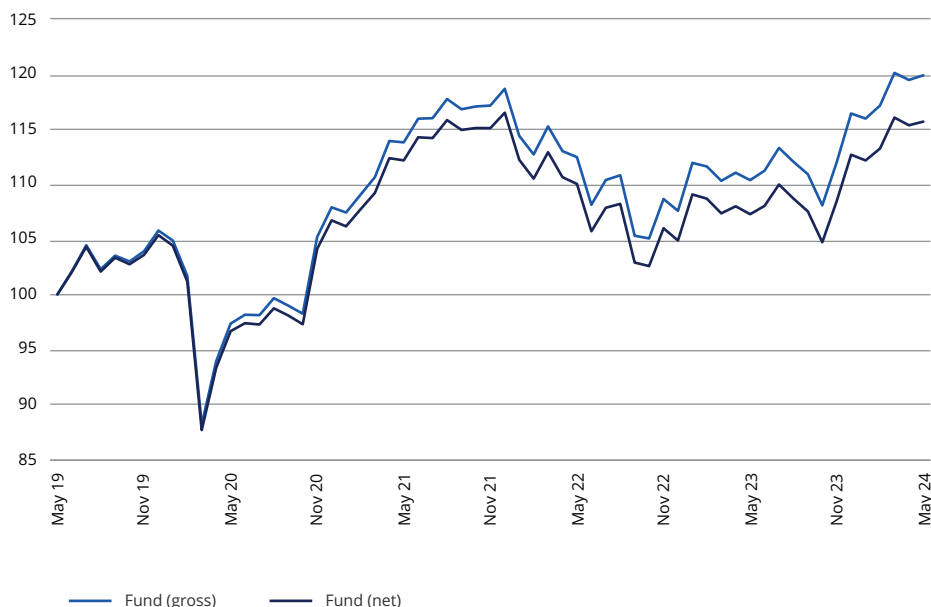
To generate growth over the long term (5 years or more) while being managed to a defined level of risk. The fund is part of the MyFolio Multi-Manager range, which offers five funds with different expected combinations of investment risk and return. The fund is risk level III, which aims to be the middle risk fund in this range.

**Risk Target:** The defined level of risk referred to above that the management team is targeting is within the range of 45-75% of world stock markets (represented by the MSCI World Index), over 10 years. There is no certainty or promise that this target will be achieved. The Risk Target has been chosen as it represents a risk range which is appropriate for the fund.

## Portfolio securities

- The fund will invest at least 60% in actively managed funds (which invest using manager discretion) and up to 40% in passively managed funds (which aim to replicate performance of a market index, including those managed by abrdn, to obtain broad exposure to a range of diversified investments).
- Typically, at least 25% of the assets will be those traditionally viewed as lower risk, such as cash, assets that can be turned into cash quickly, government bonds (which are like loans to governments that pay interest) and investment grade corporate bonds (which are like loans to companies that pay interest and are typically regarded as having a low default risk).
- The rest of the fund will be invested in a selection of other assets. These will include assets such as equities (company shares) including property shares, commercial property and funds that use a combination of equities, bonds (which are like loans to companies or governments that pay interest) and derivatives.

## Performance



## Cumulative and annualised performance

	1 month	6 months	Year to date	1 year	3 years (p.a.)	5 years (p.a.)
Fund (gross) (%)	0.35	7.05	2.98	8.64	1.75	3.69
Fund (net) (%)	0.29	6.65	2.67	7.84	1.04	2.95

## Discrete annual returns - year to 31/5

	2024	2023	2022	2021	2020
Fund (gross) (%)	8.64	-1.88	-1.17	16.90	-2.66
Fund (net) (%)	7.84	-2.50	-1.89	16.05	-3.36

Performance Data: Share Class Retail Acc GBP.

Source: abrdn. Basis: Total Return, NAV to NAV, UK Net/Gross Income Reinvested.


"Fund (Net)" refers to the actual unit price performance of the shareclass shown; "Fund(Gross)" adds back charges such as the annual management charge. These figures do not include the initial charge; if this is paid it will reduce performance from that shown. The performance comparator for this fund was removed on 3 May 2024.

**Past performance is not a guide to future returns and future returns are not guaranteed.**

## Key facts

Fund manager(s)	Katie Trowsdale & Robert Bowie
Fund managers start date	01 April 2019
Fund launch date	20 September 2010
Share class launch date	20 September 2010
Authorised corporate director (ACD)	abrdn Fund Managers Limited
Fund size	£441.5m
Number of holdings	41
Fund historic yield <sup>1</sup>	1.17%
Distribution frequency	Annual
Entry charge (up to) <sup>2</sup>	0.00%
Annual management charge	1.00%
Ongoing charge figure <sup>3</sup>	1.55%
Minimum initial investment	GBP 500
Fund type	OEIC
Valuation point	12:00 (UK time)
Base currency	GBP
Sedol	B4ZWK5
ISIN	GB00B4ZWK55
Bloomberg	SLMUMA3 LN
Citicode	KRI4
Domicile	United Kingdom

## Risk and reward profile



This indicator reflects the volatility of the fund's share price. See the relevant UCITS Key Investor Information Document (KIID) or PRIIPs Key Information Document (KID) for details

## Key risks

- The value of investments and the income from them can fall and investors may get back less than the amount invested.
- The fund invests in securities which are subject to the risk that the issuer may default on interest or capital payments.
- The fund price can go up or down daily for a variety of reasons including changes in interest rates, inflation expectations or the perceived credit quality of individual countries or securities.
- The fund invests in equity and equity related securities. These are sensitive to variations in the stock markets which can be volatile and change substantially in short periods of time.
- Emerging markets are countries generally considered to be relatively less developed or industrialized, and investments in emerging markets countries are subject to a magnification of the risks that apply to foreign investments. These risks are greater for securities of companies in emerging market countries because the countries may have less stable governments, more volatile currencies and less established markets.
- Commercial property is less liquid than other asset classes such as bonds or equities. Selling property can be a lengthy process so investors in the fund should be aware that they may not be able to sell their investment when they want to.

Investor Services  
0345 113 69 66

www.abrdn.com

## Management process

- The management team use their discretion (active management) to select funds within each asset class and ensure that the strategic asset allocation (long-term proportions in each asset class) meets the fund's objectives.
- In addition, they will take tactical asset allocations (changing short term proportions in each asset class) with the aim of improving returns.
- Please note that the number contained in the fund name is not related to the SRRI contained in the Key Investor Information document (NURS-KII).

## Top Ten Holdings

abrdn Global Government Bond Tracker Fund X Acc	7.3
Legal & General UK Index Trust C Accumulation	6.3
Findlay Park American GBP Unhedged	5.7
WSF Lindsell Train UK Equ Acc	5.5
Royal London Global Index Linked	4.0
Dodge & Cox Worldwide Funds plc - U.S. Stock Fund - GBP Accumulating Class	3.9
Vanguard U.S. Equity Index Fund Institutional Plus GBP Acc	3.8
Legal & General Global Infrastructure Index Fund C Accumulation	3.4
First State Asia Focus	3.4
Invesco Emerging Markets Local Debt	3.4
<b>Assets in top ten holdings</b>	<b>46.7</b>

Source : abrdn 31/05/2024

Figures may not always sum to 100 due to rounding.

## Composition by asset (%)

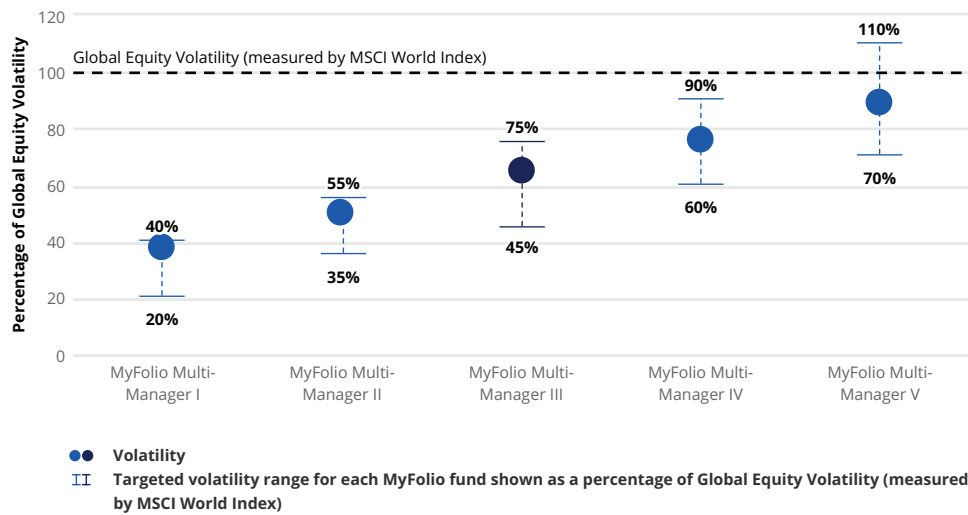
US Equities	19.2
UK Equities	16.0
Global Government Bonds	7.3
Emerging Market Local Currency Bonds	6.7
Asia Pacific Equities	6.7
Diversifying Defensive Assets	5.1
European Equities	4.8
Sterling Corporate Bonds	4.3
Other	29.8

- (g) Commercial property transaction charges are higher than those which apply in other asset classes. Investors should be aware that a high volume of transactions would have a material impact on fund returns.
- (h) Property valuation is a matter of judgment by an independent valuer and is therefore a matter of the valuer's opinion rather than fact.
- (i) The fund may hold money-market instruments, the value of which may be subject to adverse movements in extreme market conditions.
- (j) The use of derivatives carries the risk of reduced liquidity, substantial loss and increased volatility in adverse market conditions, such as a failure amongst market participants. The use of derivatives may result in the fund being leveraged (where market exposure and thus the potential for loss by the fund exceeds the amount it has invested) and in these market conditions the effect of leverage will be to magnify losses.
- (k) The fund invests in high yielding bonds which carry a greater risk of default than those with lower yields.
- (l) The fund employs a single swinging pricing methodology to protect against the dilution impact of transaction costs. Due to the high transaction charges associated with the fund's assets, a change in the pricing basis will result in a significant movement in the fund's published price.

## Derivative usage

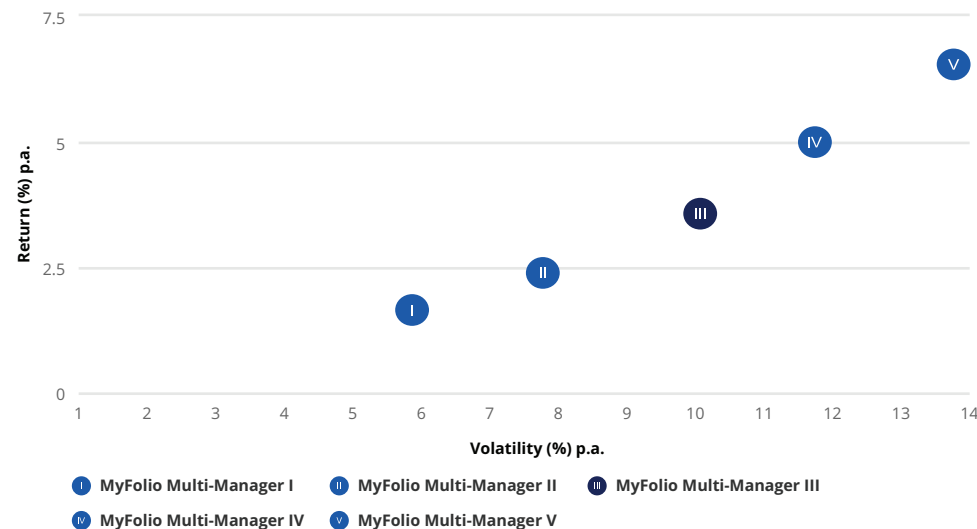
- The fund will routinely use derivatives to reduce risk, reduce cost and/or generate additional income or growth consistent with the risk profile of the fund.
- Derivatives are linked to the value of other assets. In other words, they derive their price from one or more underlying asset.
- Derivatives include instruments used to express asset allocations reflecting expected changes in interest rates, companies share prices, inflation, currencies or creditworthiness (debt repayment ability) of corporations or governments.
- The fund may also invest in other funds which may use derivatives extensively although these investments shall be in line with fund's overall risk profile.

## Risk relative to Global Equities – 5 years period



Source: abrdn and Morningstar, as at 31/05/2024. The chart shows the fund's risk (volatility) for each of the 5 MyFolio funds in the range, compared to the fund's target risk range which is relative to world stock markets (represented by the MSCI World Index). The annualised risk is based on the standard deviation of weekly returns over the past five year for both the fund and world stock markets (represented by the MSCI World Index).

## Risk & Return of the MyFolio Multi-Manager Range - 5 years period



Source: abrdn and Morningstar, as at 31/05/2024. The chart shows the annualised risk and total return of each of the 5 MyFolio funds in the range. The annualised risk is based on the standard deviation of weekly returns over the past five years. The total return represents the percentage change in the price over the five year period to the date shown.

---

To help you understand this fund and for a full explanation of risks and the overall risk profile of this fund and the shareclasses within it, please refer to the Key Investor Information Documents and Prospectus which are available on our website [www.abrdn.com](http://www.abrdn.com) The Prospectus also contains a glossary of key terms used in this document.

<sup>1</sup>The Historic Yield as at 30/04/2024 reflects distributions declared over the past twelve months as a percentage of the mid-market share price, as at the date shown. It does not include any preliminary charge and investors may be subject to tax on their distributions.

<sup>2</sup>These are the maximum charges that we might take out of your money before it is invested. In some cases, the charges may be less and you should speak to your financial advisor about this.

<sup>3</sup>The Ongoing Charge Figure (OCF), is the overall cost shown as a percentage of the value of the assets of the fund. It is made up of the Annual Management Charge (AMC) of 1.00% and other charges. It does not include any initial charges or the cost of buying and selling stocks for the fund. The Ongoing Charges figure can help you compare the annual operating expenses of different funds.

---

The fund is a sub-fund of abrdn OEIC III, an authorised open-ended investment company (OEIC).

The information contained in this document should not be considered as an offer, solicitation or investment recommendation to deal in the shares of any securities or financial instruments. It is not intended for distribution or use by any person or entity who is a citizen or resident of or located in any jurisdiction where such distribution, publication or use would be prohibited.

Nothing herein constitutes investment, legal, tax or other advice and is not to be relied upon in making an investment or other decision. No recommendation is made, positive or otherwise, regarding individual securities mentioned. This is not an invitation to subscribe for shares in the fund and is by way of information only.

Subscriptions will only be received and shares issued on the basis of the current Prospectus, relevant Key Investor Information Document (KIID) and Supplementary Information Document (SID) for the fund. These can be obtained free of charge from abrdn Fund Managers Limited, PO Box 9029, Chelmsford, CM99 2WJ or available on [www.abrdn.com](http://www.abrdn.com).

Any data contained herein which is attributed to a third party ("Third Party Data") is the property of (a) third party supplier(s) (the "Owner") and is licensed for use by abrdn\*. Third Party Data may not be copied or distributed. Third Party Data is provided "as is" and is not warranted to be accurate, complete or timely. To the extent permitted by applicable law, none of the Owner, abrdn\* or any other third party (including any third party involved in providing and/or compiling Third Party Data) shall have any liability for Third Party Data or for any use made of Third Party Data. Neither the Owner nor any other third party sponsors, endorses or promotes the fund or product to which Third Party Data relates.

\* abrdn means the relevant member of abrdn group, being abrdn plc together with its subsidiaries, subsidiary undertakings and associated companies (whether direct or indirect) from time to time.

The MSCI information may only be used for your internal use, may not be reproduced or disseminated in any form and may not be used as a basis for or a component of any financial instruments or products or indices. None of the MSCI information is intended to constitute investment advice or a recommendation to make (or refrain from making) any kind of investment decision and may not be relied on as such. Historical data and analysis, should not be taken as an indication or guarantee of any future performance analysis forecast or prediction. The MSCI information is provided on an "as is" basis and the user of this information assumes the entire risk of any use made of this information. MSCI, each of its affiliates and each other person involved in or related to compiling, computing or creating any MSCI information (collectively, the "MSCI" Parties) expressly disclaims all warranties (including without limitation, any warranties of originality, accuracy, completeness, timeliness, non-infringement, merchantability and fitness for a particular purpose) with respect to this information. Without limiting any of the foregoing, in no event shall any MSCI Party have any liability for any direct, indirect, special, incidental, punitive, consequential (including, without limitation, lost profits) or any other damages ([www.msci.com](http://www.msci.com)).

FTSE International Limited ("FTSE") © FTSE 2019. "FTSE®" is a trade mark of the London Stock Exchange Group companies and is used by FTSE International Limited under license. All Rights in the FTSE indices and / or FTSE ratings vest in FTSE and/or its licensors. Neither FTSE nor its licensors accept any liability for the errors or omissions in the FTSE indices and / or FTSE ratings or underlying data. No further distribution of FTSE Data is permitted without FTSE's express written consent.

**United Kingdom (UK):** Issued by abrdn Fund Managers Limited, registered in England and Wales (740118) at 280 Bishopsgate, London EC2M 4AG. Authorised and regulated by the Financial Conduct Authority in the UK.