

# Aviva Investors - Emerging Markets Local Currency Bond Fund Ia GBP Inc



ISIN LU0280564948	BLOOMBERG ACMLXGB LX	ASSET CLASS Fixed Income	NAV 68.47 GBP	FUND SIZE EUR 1709.41m	AS AT 31 May 2024
----------------------	-------------------------	-----------------------------	------------------	---------------------------	----------------------

## Fund overview

**Objective:** To earn income and increase the value of the Shareholder's investment over the long term (5 years or more).

**Investments:** The Fund invests mainly in the currencies of emerging market countries and in bonds issued by corporations and governments in these countries. At all times, the Fund invests at least two-thirds of its total net assets (excluding ancillary liquid assets, eligible deposits, money market instruments and money market funds) in bonds that are rated at least B- by Standard and Poor's and Fitch or B3 by Moody's.

The Investment Manager actively makes the investment selection decisions for the Fund.

For further information on Sustainability Risk please refer to the Sustainable Finance Disclosure section

## Key facts

Fund Managers

**Liam Spillane** since 19/08/2013  
**Kurt Knowlson** since 01/08/2021  
**Société d'investissement à Capital**

Legal Form

**Variable**

Domicile

**Luxembourg**

Share Class Inception Date

**10/11/2009**

Fund launch date

**24/11/2006**

Hedged Share Class Flag

**No**

Entry fees (max.)

**5.00%**

Exit charge (max.)

**None**

Ongoing Charges

**0.96% (as at 31/12/2023)**

Management Fee (max.)

**0.60%**

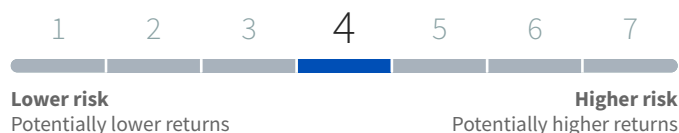
Performance fee (max.)

**None**

SFDR Classification

**Article 8**

## Risk measurement (As at 21st May 2024)



The indicator is based on historical data and may not be a reliable indication of the future risk profile. The category shown may change over time. The lowest category does not mean 'risk free'.

## Performance

	Cumulative (%)					Annualised (%)			Since inception
	1M	3M	6M	YTD	1Y	5Y	10Y		
<b>Fund</b>	-0.01	-1.33	-0.94	-3.48	1.20	-1.01	1.16	2.24	
<b>Benchmark</b>	-0.07	-1.23	-0.11	-2.54	2.30	-0.21	2.11	3.06	

### Past performance is not a guide to future performance.

Performance basis: Mid to mid, in the share class reference currency, gross of tax payable by the Fund with income reinvested. Net figures are net of ongoing charges and fees. Net and Gross performance does not include the effect of any exit or entry charge. The Fund's performance is compared and the Fund's global exposure is monitored against the JPM GBI-EM Global Diversified Index (the "Benchmark" or the "Index").

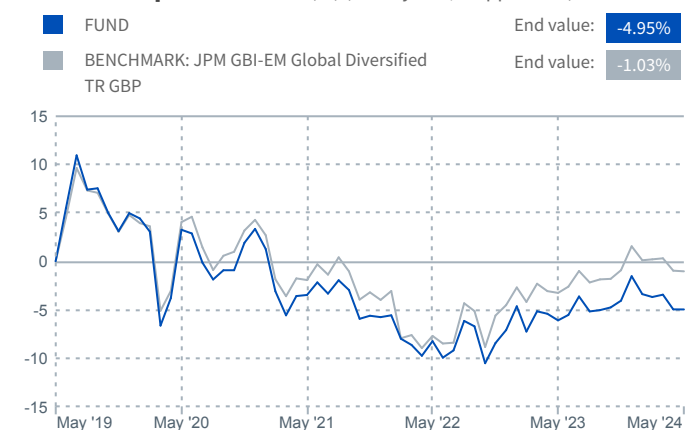
## Calendar year returns

	2019	2020	2021	2022	2023
<b>Fund net</b>	10.38%	-1.55%	-8.79%	-1.41%	5.97%
<b>Benchmark</b>	9.09%	-0.48%	-7.91%	-0.56%	6.34%

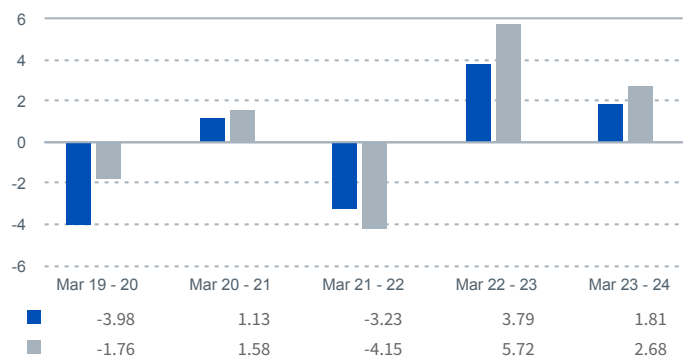
  

	2014	2015	2016	2017	2018
<b>Fund net</b>	0.19%	-10.63%	28.14%	5.27%	-3.78%
<b>Benchmark</b>	0.15%	-9.99%	31.14%	5.24%	-0.38%

## Cumulative performance (%) (last 5 years, if applicable)



## Rolling annual net performance (%)



## Tracking error (%)\*

Period	Tracking Error (%)
Mar 19 - 20	2.17
Mar 20 - 21	2.02
Mar 21 - 22	3.10
Mar 22 - 23	2.63
Mar 23 - 24	1.20

### Past performance is not a guide to future performance.

\*The Fund is expected to have an average yearly tracking error of between 1% and 3% when compared to the Index.

## Portfolio stats

As at May 24	
Yield to maturity (%) <sup>1</sup>	8.37
Modified duration <sup>1</sup>	5.97
Credit rating <sup>1</sup>	Baa2
Time to maturity <sup>1</sup>	8.79 years
Spread duration <sup>1</sup>	0.07

<sup>1</sup> Source: Aviva Investors, all other data is Morningstar unless stated otherwise.

## Top 5 overweights & underweights countries by duration

Country	Duration (years)	Relative to benchmark (%)
India	6.54	+0.60
Czech Republic	23.95	+0.54
Mexico	11.63	+0.36
Peru	5.64	+0.10
Romania	6.66	+0.08
China	6.72	-0.28
United States	-9.96	-0.24
Thailand	7.24	-0.15
Colombia	4.80	-0.02
Poland	6.83	-0.02

Source: Aviva Investors, all other data is Morningstar unless stated otherwise.

## Top 5 overweights & underweights by FX

Currency	Fund (%)	Relative to benchmark (%)
US Dollar	9.84	+9.84
Indian Rupee	9.12	+9.12
Peruvian Nuevo Sol	4.21	+1.91
Egyptian Pound	0.73	+0.73
Turkish Lira	1.60	+0.08
Chinese Yuan	4.02	-5.98
Polish Zloty	4.11	-3.97
Thai Baht	6.13	-3.06
Brazilian Real	7.00	-3.00
Mexican Peso	7.21	-2.79

Source: Aviva Investors, all other data is Morningstar unless stated otherwise.

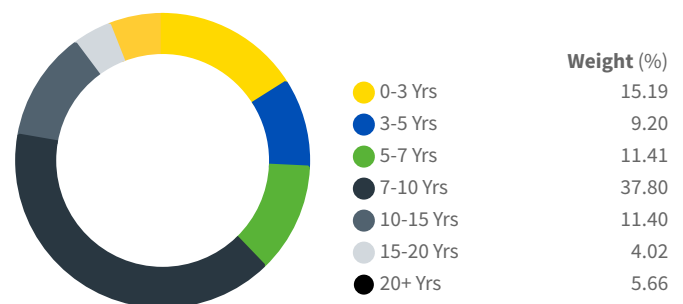
## Credit rating

Rating	Fund (%)	Relative to benchmark (%)
AAA	0.06	+0.06
AA	5.85	-0.48
A	17.44	-12.43
BBB	45.87	+3.20
BB	16.05	-2.77
B	3.36	+1.84
Below B	2.14	+2.14
Not Rated, Other & Cash	3.91	+3.11

Source: Aviva Investors, all other data is Morningstar unless stated otherwise.

NOTE: AAA rating may include Money Market funds as cash equivalents.

## Time to Maturity



Source: Aviva Investors, all other data is Morningstar unless stated otherwise.

## Sustainable Finance Disclosure

This Fund promotes environmental and social characteristics however does not have a sustainable investment objective. To be eligible for investment, sovereign issuers must meet the minimum standard of the Investment Managers' ESG Sovereign Assessment. Furthermore, all investments that are selected as part of the Investment Managers' ESG analysis must follow good governance practices and not be excluded by the Investment Managers ESG Baseline Exclusions Policy. The Investment Manager integrates qualitative and quantitative data on adverse sustainability impacts into its investment processes to measure whether the environmental or social characteristics promoted by the Fund have been achieved. These metrics, known as Principle Adverse Impact's or ("PAI") (as defined by the Sustainable Finance Disclosure Regulation) are the sustainability indicators used by the Fund. There is no guarantee this data will show an annual improvement over time, and therefore the Fund could have worse PAI metrics than previous periods or, compared to the index or other Funds. The Fund does not make any minimum commitment to invest in one or more environmentally sustainable investments. For further information on how the Investment Manager integrates ESG characteristics into its investment approach (including information on its ESG Baseline Exclusions Policy) and how it engages with companies / sovereigns, please refer to the prospectus or the Responsible Investment Philosophy or our website, [www.avivainvestors.com](http://www.avivainvestors.com).

## Fund risks

### Investment risk & Currency risk

The value of an investment and any income from it can go down as well as up and can fluctuate in response to changes in currency and exchange rates. Investors may not get back the original amount invested.

### Emerging markets risk

Investments can be made in emerging markets. These markets may be volatile and carry higher risk than developed markets.

### Credit and interest rate risk

Bond values are affected by changes in interest rates and the bond issuer's creditworthiness. Bonds that offer the potential for a higher income typically have a greater risk of default.

### Derivatives Risk

Investments can be made in derivatives, which can be complex and highly volatile. Derivatives may not perform as expected, meaning significant losses may be incurred.

#### **Illiquid Securities Risk**

Some investments could be hard to value or to sell at a desired time, or at a price considered to be fair (especially in large quantities). As a result their prices can be volatile.

#### **Sustainability Risk**

The level of sustainability risk may fluctuate depending on which investment opportunities the Investment Manager identifies. This means that the fund is exposed to Sustainability Risk which may impact the value of investments over the long term.

Full information on risks applicable to the Fund are in the Prospectus and the Key Investor Information Document (KIID).

## **Glossary**

#### **Annualised performance**

An annualised total return is the geometric average amount of money earned by an investment each year over a given time period.

#### **Entry fee**

A one-off charge may be taken from your money before it is invested. The charge is usually a percentage of the amount invested and is additional to the price paid for the units/shares. The entry charge is deducted from the investment before units/shares are bought and is also known as the "initial charge".

#### **Exit charge**

A one-off charge levied on redemption of units/shares before the proceeds of your investment are paid out. This is also known as a "redemption charge".

#### **Ongoing charge**

The ongoing charge figure represents the costs you can expect to pay annually based on last year's expenses. The ongoing charges figure is made up of various elements such as the fund management fee, professional fees, audit fees and custody fees. Performance fees (if payable) are not included in this figure.

#### **Performance fee**

The percentage of any outperformance of the hurdle rate and/or benchmark that will be taken as a performance fee.

#### **NAV**

NAV is typically an End Of Day valuation using close of market prices to value the individual securities with the portfolio or fund, rolling up to a total portfolio or fund level.

#### **Underlying yield**

This reflects the annualised income net of expenses of the fund as a percentage of the share price of the fund on the date shown. It does not include the deduction of entry charges and is the gross return before tax on distributions.

#### **Time to Maturity**

This shows the time remaining to maturity of the bonds held by the fund. Generally, the longer the duration of a holding is, the greater the price's sensitivity to any changes in interest rates.

#### **Credit Rating**

Independent ratings agencies assign different ratings to bonds depending on the bond issuers' financial strength and their outlook as well as their ability to pay interest on time and meet all of their liabilities. We use appropriate industry recognised ratings as detailed in source notes.

#### **Modified duration**

A calculation that expresses the measurable change in the value of a security in response to a change in interest rates - (under analysis).

#### **Spread Duration**

The Spread Duration measures the sensitivity of a security's price to changes in its Option Adjusted Spread (OAS) relative to the Treasury Curve.

#### **Management Fee**

The management fee is fixed rate charge to cover the costs of managing the investments of the fund. It accrues daily based on a percentage of the fund's net asset value and deducted from the fund's assets.

## **Important information**

### **THIS IS A MARKETING COMMUNICATION**

The source for all performance, portfolio and fund breakdown data is Morningstar unless indicated otherwise.

All data is as at the date of the Factsheet, unless indicated otherwise.

For share classes that have not yet completed 5 years, the cumulative performance chart will start from the first full month.

Unless stated otherwise any opinions expressed are those of Aviva Investors. They should not be viewed as indicating any guarantee of return from an investment managed by Aviva Investors nor as personalised advice of any nature. This document should not be taken as a recommendation or offer by anyone in any jurisdiction in which such an offer is not authorised or to any person to whom it is unlawful to make such an offer or solicitation. The legal documentation and the subscription documents should be read before an investment is made. Portfolio holdings are subject to change at any time without notice and information about specific securities should not be construed as a recommendation to buy or sell any securities.

The Prospectus and Key Investor Information Document (KIID), are available, together with the Report and Accounts of the SICAV, free of charge from Aviva Investors Luxembourg, 2 rue du Fort Bourbon 1st Floor.L-1249 Luxembourg, Grand Duchy of Luxembourg R.C.S. Luxembourg B25708, Aviva Investors, 80 Fenchurch Street, London, EC3M 4AE or relevant office below. The Prospectus is available in English. Where a sub fund of the SICAV is registered for public distribution in a jurisdiction, a KIID in the official language of that jurisdiction will be available. In Switzerland, the Prospectus, the KIIDs, the Articles of Incorporation as well as the Annual and Semi-Annual Reports are available free of charge from the representative and paying agent BNP Paribas Securities Services, Paris, succursale de Zurich, Selnaustrasse 16, 8002 Zurich, Switzerland. In Spain, copies of the Prospectus and KIID together with the Report and Accounts are available free of charge from the offices of distributors in Spain. The UCITS is authorised by the CNMV with registration number 7. You can also download copies at [www.avivainvestors.com](http://www.avivainvestors.com).

Where relevant, information on our approach to the sustainability aspects of the fund and the Sustainable Finance disclosure regulation (SFDR) including policies and procedures can be found on the following link: <https://www.avivainvestors.com/en-gb/capabilities/sustainable-finance-disclosure-regulation/>

In Europe this document is issued by Aviva Investors Luxembourg S.A. Registered Office: 2 rue du Fort Bourbon, 1st Floor, 1249 Luxembourg. Supervised by Commission de Surveillance du Secteur Financier. An Aviva company. In the UK Issued by Aviva Investors Global Services Limited. Registered in England No. 1151805. Registered Office: 80 Fenchurch Street, London, EC3M 4AE. Authorised and regulated by the Financial Conduct Authority. Firm Reference No. 119178.

In Switzerland, this document is issued by Aviva Investors Schweiz GmbH.

MSCI makes no express or implied warranties or representations and shall have no liability whatsoever with respect to any MSCI data contained herein. The MSCI data may not be further redistributed or used as a basis for other indices or any securities or financial products. This report is not approved, endorsed, reviewed or produced by MSCI. None of the MSCI data is intended to constitute investment advice or a recommendation to make (or refrain from making) any kind of investment decision and may not be relied on as such.