

Z Income GBP | Data as at 31.05.2024

Fund objectives and investment policy

The Fund aims to provide capital growth in excess of the MSCI All Country World (Net Total Return) Index (after the deduction of fees) over any three to five year period by investing in equity and equity related securities of companies worldwide which meet the Investment Manager's sustainability criteria.

Above is the Investment Objective of the fund. For details on the full fund's Investment Policy please see the KIID. The Fund is actively managed and invests at least 80% of its assets in a concentrated portfolio of equity and equity related securities of companies worldwide. The Fund only invests in companies that have a positive rating based on the Investment Manager's sustainability criteria.

Relevant risks associated with an investment in this fund are shown below and should be carefully considered before making any investment. Past Performance is not a guide to future performance and may not be repeated. The value of investments and the income from them may go down as well as up and investors may not get back the amounts originally invested. Exchange rate changes may cause the value of investments to fall as well as rise. Performance data does not take into account any commissions and costs, if any, charged when units or shares of any fund, as applicable, are issued and redeemed.

Share class performance (%)

Cumulative performance	1 month	3 months	YTD	1 year	3 years	5 years	Since inception
Share class (Net)	-0.1	1.6	5.5	14.2	25.7	-	32.9
Target	2.3	3.1	9.0	20.3	29.7	-	34.6

Discrete yearly performance (%)	May 14 - May 15	May 15 - May 16	May 16 - May 17	May 17 - May 18	May 18 - May 19	May 19 - May 20	May 20 - May 21	May 21 - May 22	May 22 - May 23	May 23 - May 24
	Share class (Net)	-	-	-	-	-	-	-	1.0	9.0
Target	-	-	-	-	-	-	-	5.1	2.6	20.3

Calendar year performance	2014	2015	2016	2017	2018	2019	2020	2021	2022	2023
Share class (Net)	-	-	-	-	-	-	-	-	-8.2	16.8
Target	-	-	-	-	-	-	-	-	-8.1	15.3

Performance over 10 years (%)



Please see the Benchmark section under Important information for more details.

Ratings and accreditation



Please refer to the Source and ratings information section for details on the icons shown above.

Fund facts

Fund manager	Scott MacLennan Charles Somers
Managed fund since	01.08.2022 ; 01.08.2022
Fund management company	Schroder Unit Trusts Limited
Domicile	United Kingdom
Fund launch date	19.01.2021
Share class launch date	19.01.2021
Fund base currency	GBP
Share class currency	GBP
Fund size (Million)	GBP 411.18
Number of holdings	42
Target	MSCI ACWI NR USD
Unit NAV	GBP 0.6558
Dealing frequency	Daily
Distribution frequency	Semi-Annually

Fees & expenses

Ongoing charge	0.84%
Redemption fee	0.00%

Purchase details

Minimum initial subscription	GBP 50,000 ; EUR 50,000 or their near equivalent in any other freely convertible currency.
------------------------------	--

Codes

ISIN	GB00BF781Q45
Bloomberg	SCGSGZG LN
SEDOL	BF781Q4

Z Income GBP | Data as at 31.05.2024

Risk considerations

Concentration risk: The fund may be concentrated in a limited number of geographical regions, industry sectors, markets and/or individual positions. This may result in large changes in the value of the fund, both up or down.

Currency risk: The fund may lose value as a result of movements in foreign exchange rates, otherwise known as currency rates.

Derivatives risk: Derivatives, which are financial instruments deriving their value from an underlying asset, may be used to manage the portfolio efficiently. A derivative may not perform as expected, may create losses greater than the cost of the derivative and may result in losses to the fund.

Higher volatility risk: The price of this fund may be volatile as it may take higher risks in search of higher rewards, meaning the price may go up and down to a greater extent.

IBOR risk: The transition of the financial markets away from the use of interbank offered rates (IBORs) to alternative reference interest rates may impact the valuation of certain holdings and disrupt liquidity in certain instruments. This may impact the investment performance of the fund.

Liquidity risk: In difficult market conditions, the fund may not be able to sell a security for full value or at all. This could affect performance and could cause the fund to defer or suspend redemptions of its shares, meaning investors may not be able to have immediate access to their holdings.

Market risk: The value of investments can go up and down and an investor may not get back the amount initially invested.

Operational risk: Operational processes, including those related to the safekeeping of assets, may fail. This may result in losses to the fund.

Performance risk: Investment objectives express an intended result but there is no guarantee that such a result will be achieved. Depending on market conditions and the macro economic environment, investment objectives may become more difficult to achieve.

Sustainable Investing Risk: The fund applies sustainability criteria in its selection of investments. This investment focus may limit the fund's exposure to companies, industries or sectors and the fund may forego investment opportunities that do not align with its sustainability criteria chosen by the investment manager. As investors may differ in their views of what constitutes sustainability, the fund may invest in companies that do not reflect the beliefs or values of any particular investor.

Synthetic risk & reward indicator (SRR)

LOWER RISK

Potentially lower reward

HIGHER RISK

Potentially higher reward



The risk category was calculated using historical performance data and may not be a reliable indicator of the fund's future risk profile. The fund's risk category is not guaranteed to remain fixed. Please see the Key Investor Information Document for more information.

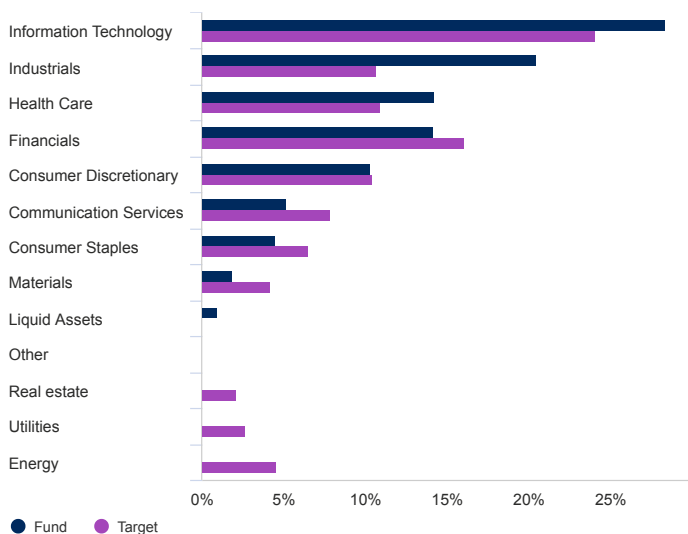
Risk statistics & financial ratios

	Fund	Target
Annual volatility (%) (3y)	11.0	11.3
Alpha (%) (3y)	-0.2	-
Beta (3y)	0.9	-
Sharpe ratio (3y)	0.5	0.6
Information ratio (3y)	-0.2	-
12 Month yield	0.7	-
Dividend Yield (%)	1.6	-
Price to book	4.1	-
Price to earnings	25.3	-

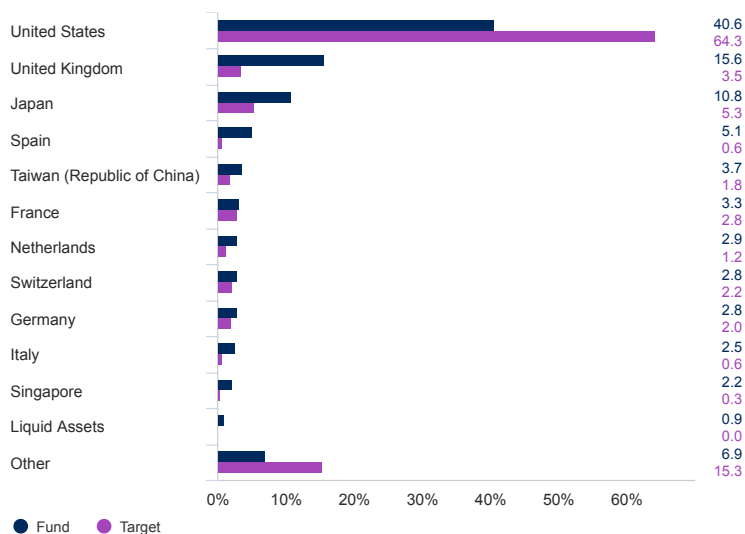
Source: Morningstar. The above ratios are based on bid to bid price based performance data. These financial ratios refer to the average of the equity holdings contained in the fund's portfolio and in the benchmark (if mentioned) respectively.

Asset allocation

Sector (%)

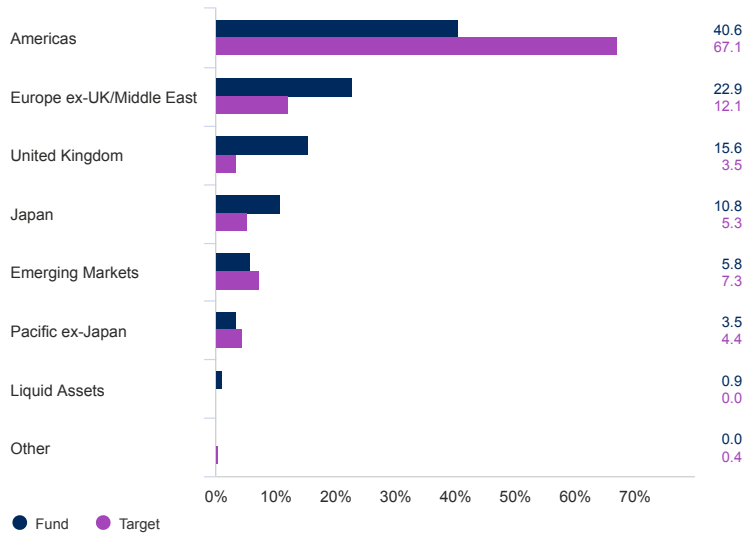


Geographical breakdown (%)



Z Income GBP | Data as at 31.05.2024

Region (%)



Top 10 holdings (%)

Holding name	%
Microsoft Corp	7.0
Alphabet Inc	5.2
Hitachi Ltd	4.1
Elevance Health Inc	3.7
Taiwan Semiconductor Manufacturing Co Ltd	3.7
Schneider Electric SE	3.3
Unilever PLC	3.2
ASML Holding NV	2.9
Thermo Fisher Scientific Inc	2.9
SAP SE	2.8

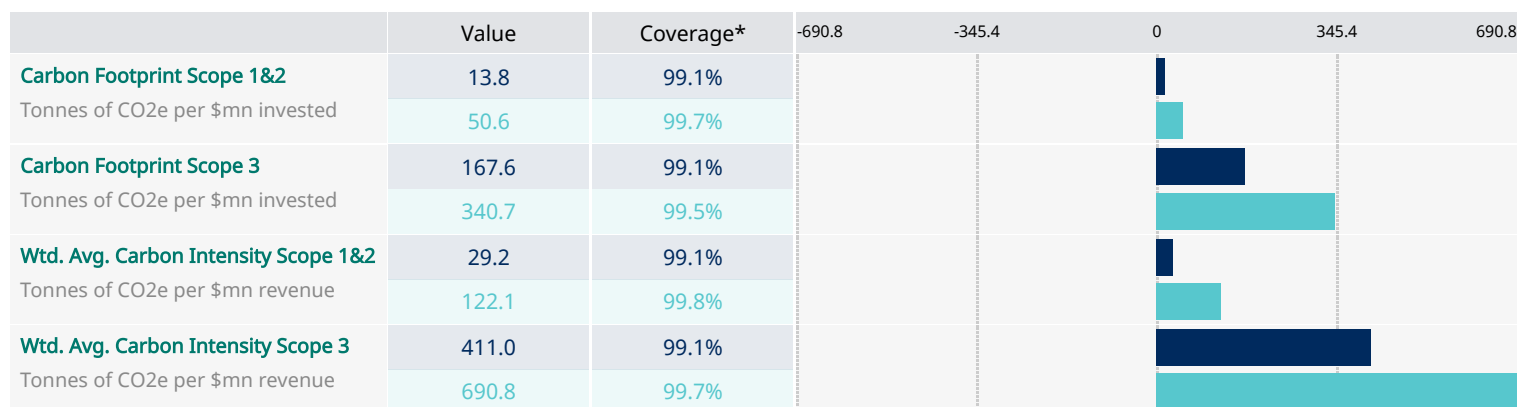
Source: Schroders. Top holdings and asset allocation are at fund level.

Z Income GBP | Data as at 31.05.2024

Climate dashboard

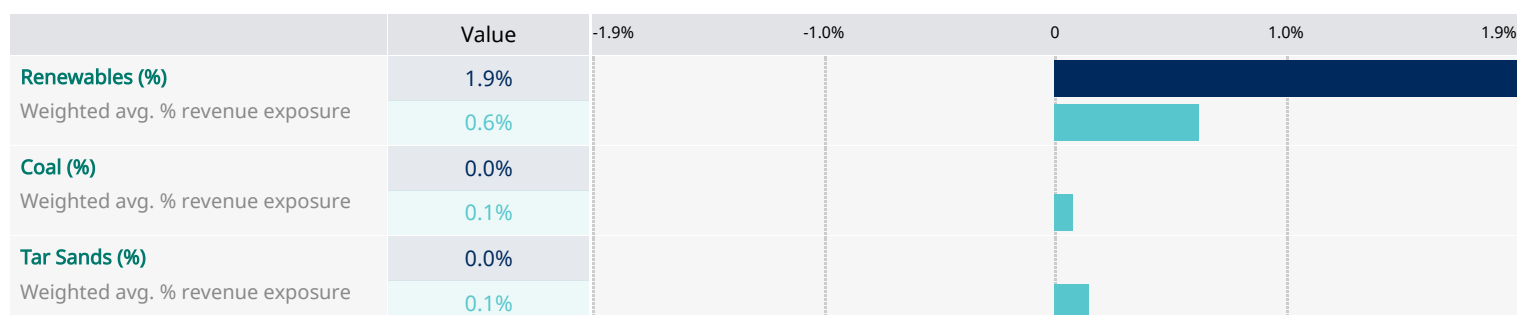
Carbon Metrics

● Fund ● Benchmark



Fossil Fuel Exposures

● Fund ● Benchmark



Source: MSCI. Carbon Intensity is based on reported scope 1 & 2 emissions. Fossil Fuel Exposure charts for sub-funds apply a revenue-based exclusion on companies operating in the coal sector. Please refer to the fund prospectus for more details on exclusions. Benchmark used is the MSCI All Country World Index (ACWI). Source: MSCI. The graphs above include the Weighted Average Carbon Intensity (WACI), carbon footprint and energy exposure of the fund and its benchmark, where applicable. WACI and carbon footprint are based on Scope 1, 2 and 3 emissions. WACI measures the carbon-intensity of the portfolio by assessing the ratio of emissions to revenue generated from underlying investee companies. Carbon footprint normalises the total carbon emissions of the portfolio to its market value. When calculating carbon metrics, Schroders will exclude neutral assets (such as cash) and other non-eligible assets. This means that Schroders aggregates company-level GHG emissions based on the portfolio's eligible assets only (which are listed equity and credit holdings, where applicable). The energy exposure metrics are calculated based on the revenue generated from these activities by the underlying investee companies and weighted by the fund's holdings. Fund exposure to 'Coal' represents Thermal Coal mining and reflects investments in companies whose coal-related revenues are below the accepted threshold. Please refer to the fund sustainability disclosures for more details on exclusions. All metrics use reported company data. Where data may not be available, then MSCI may use estimates. Benchmark used is the MSCI All Country World Index (ACWI).
Certain information ©2024 MSCI ESG Research LLC. Reproduced by permission.

Z Income GBP | Data as at 31.05.2024

Adverse Impacts

The table below shows some adverse impacts of this fund and its benchmark, where applicable. The indicators referred to below aim to show the negative effects that investment decisions, made in respect of the fund's portfolio, have on certain sustainability factors, such as environmental, social and employee matters. We also identify the coverage, which refers to the percentage of indicator data available at month-end for the underlying holdings of the fund and the benchmark, where applicable.

Category	Measure	Description	Units	Fund	Benchmark
People	Board Gender Diversity	Average ratio of female to male board members in investee companies	Ratio (%)	58.5% Coverage*: 99.1%	53.4% Coverage*: 99.7%
	UNGC and OECD principle policies	Share of investment in companies without policies to monitor compliance with UNGC and OECD principles	Ratio (%)	0.0% Coverage*: 99.1%	0.5% Coverage*: 99.8%
Planet	Non-renewable energy exposure	Share of non-renewable energy consumption and production	Ratio (%)	50.5% Coverage*: 99.1%	66.3% Coverage*: 97.3%
	Exposure to companies without carbon emissions reduction initiatives	Investing in companies without carbon emission reduction initiatives aligned with the Paris Agreement	Ratio (%)	0.0% Coverage*: 0.0%	44.5% Coverage*: 99.7%

Total GHG emissions (in metric tonnes) have been under-reported at fund level by an average of approximately 15% for the reporting period November 2022 to April 2024, due to an incorrectly applied currency conversion used to calculate the reported figure. Source: MSCI: The aggregation of benchmark level metrics has been calculated by Schroders, not MSCI: Benchmark used is the MSCI All Country World Index (ACWI). Certain information ©2024 MSCI ESG Research LLC. Reproduced by permission.

Contact information

Schroder Unit Trusts Limited
1 London Wall Place
London
United Kingdom
EC2Y 5AU
Tel: 0800 182 2399
Fax:

For your security, communications may be taped or monitored.

Information relating to changes in fund manager, investment objective, benchmark and corporate action information

Benchmarks: (If applicable)

Some performance differences between the fund and the benchmark may arise because the fund performance is calculated at a different valuation point from the benchmark. The target benchmark has been selected because it is representative of the type of investments in which the fund is likely to invest, and it is, therefore, an appropriate target in relation to the return that the fund aims to provide. The investment manager invests on a discretionary basis and there are no restrictions on the extent to which the fund's portfolio and performance may deviate from the benchmark. The investment manager will invest in companies or sectors not included in the benchmark in order to take advantage of specific investment opportunities.

Z Income GBP | Data as at 31.05.2024

Source and ratings information

Source of all performance data, unless otherwise stated: Morningstar, bid to bid, net income reinvested, net of fees.

MSCI ESG Research rating: Produced by MSCI ESG Research as of the “reporting date”. MSCI ESG Research LLC’s (“MSCI ESG”) Fund Metrics and Ratings (the “Information”) provide environmental, social and governance data with respect to underlying securities within more than 31,000 multi-asset class mutual funds and ETFs globally. MSCI ESG is a registered investment adviser under the U.S. Investment Advisers Act of 1940. MSCI ESG materials have not been submitted to, nor received approval from, the U.S. Securities and Exchange Commission or any other regulatory body. None of the Information constitutes an offer to buy or sell, or a promotion or recommendation of, any security, financial instrument or product or trading strategy, nor should it be taken as an indication or guarantee of any future performance, analysis, forecast or prediction. The Information should not be used to determine which securities to buy or sell or when to buy or sell them. The Information is provided “as is” and the user of the Information assumes the entire risk of any use it may make or permit to be made of the Information. Information herein is believed to be reliable but Schroders does not warrant its completeness or accuracy. No responsibility can be accepted for errors of fact or opinion whether on MSCI or Schroders’ part. Reliance should not be placed on the views and information in the document when taking individual investment and/or strategic decisions. Schroders has expressed its own views in this document and these may change. Please note that onward use of the data contained within this document is subject to applicable MSCI licensing requirements. Please note that if you wish to disclose this data for your own purposes, you will need to agree an appropriate licence with MSCI.

MSCI usage information: Although Schroders and its affiliates’ information providers, including without limitation, MSCI ESG Research LLC and its affiliates (the “ESG Parties”), obtain information (the “Information”) from sources they consider reliable, none of the ESG Parties warrants or guarantees the originality, accuracy and/or completeness, of any data herein and all ESG Parties expressly disclaim all express or implied warranties, including those of merchantability and fitness for a particular purpose. The Information may only be used for your internal use, may not be reproduced or disseminated in any form and may not be used as a basis for, or a component of, any financial instruments or products or indices. Further, none of the Information can in and of itself be used to determine which securities to buy or sell or when to buy or sell them. None of the ESG Parties shall have any liability for any errors or omissions in connection with any data herein, or any liability for any direct, indirect, special, punitive, consequential or any other damages (including lost profits) even if notified of the possibility of such damages. This report contains certain information (the “Information”) sourced from ©MSCI ESG Research LLC, or its affiliates or information providers (the “ESG Parties”) and may have been used to calculate scores, ratings or other indicators. The Information may only be used for your internal use, may not be reproduced or disseminated in any form and may not be used as a basis for or a component of any financial instruments or products or indices. Although they obtain information from sources they consider reliable, none of the ESG Parties warrants or guarantees the originality, accuracy and/or completeness, of any data herein and expressly disclaim all express or implied warranties, including those of merchantability and fitness for a particular purpose. None of the Information is intended to constitute investment advice or a recommendation to make (or refrain from making) any kind of investment decision and may not be relied on as such, nor should it be taken as an indication or guarantee of any future performance, analysis, forecast or prediction. None of the ESG Parties shall have any liability for any errors or omissions in connection with any data or Information herein, or any liability for any direct, indirect, special, punitive, consequential or any other damages (including lost profits) even if notified of the possibility of such damages. Information herein is believed to be reliable but Schroders does not warrant its completeness or accuracy. No responsibility can be accepted for errors of fact or opinion whether on MSCI or Schroders’ part. Reliance should not be placed on the views and information in the document when taking individual investment and/or strategic decisions. Schroders has expressed its own views in this document and these may change. Please note that onward use of the data contained within this document is subject to applicable MSCI licensing requirements. Please note that if you wish to disclose this data for your own purposes, you will need to agree an appropriate licence with MSCI.

Morningstar Rating: © Morningstar 2024. All Rights Reserved. The information contained herein: (1) is proprietary to Morningstar and/or its content providers; (2) may not be copied or distributed; and (3) is not warranted to be accurate, complete or timely. Neither Morningstar nor its content providers are responsible for any damages or losses arising from any use of this information. Past performance is no guarantee of future results.

Z Income GBP | Data as at 31.05.2024

Important information

Costs:

Certain costs associated with your investment in the fund may be incurred in a different currency to that of your investment. These costs may increase or decrease as a result of currency and exchange rate fluctuations.

If a performance fee is applicable to this fund, details of the performance fee model and its computation methodology can be found in the fund's prospectus. This includes a description of the performance fee calculation methodology, the dates on which the performance fee is paid and details of how the performance fee is calculated in relation to the fund's performance fee benchmark, which may differ from the benchmark in the fund's investment objective or investment policy.

For further information regarding the costs and charges associated with your investment, please consult the funds' offering documents and annual report.

General:

This document does not constitute an offer to anyone, or a solicitation by anyone, to subscribe for shares of Schroder Investment Fund (the "Company"). Nothing in this document should be construed as advice and is therefore not a recommendation to buy or sell shares. The Company is a mutual investment umbrella fund qualified as an undertaking for collective investment (UCI) regulated by the 2007 Law and as an alternative investment fund with the meaning of article 1(39) of the 2013 Law. The distribution and promotion of the Company's shares is restricted for the purpose of Article 2 of the 2007 Law, to well-informed investors who are supposed to have sufficient experience to judge themselves the concept of risk-spreading and the information they need to form their opinion. This material should not be relied upon by persons of any other description. An investment in the company entails risks, which are fully described in the prospectus. Subscriptions for shares of the Company can only be made on the basis of its latest Key Information Document (where available) and prospectus together with the latest audited annual report (and subsequent unaudited semi-annual report, if published), copies of which can be obtained, free of charge, from Schroder Investment Management (Europe) S.A. For the UK, these documents may be obtained in English, free of charge, from the following link: www.eifs.lu/schroders. Schroders may decide to cease the distribution of any fund(s) in any EEA country at any time but we will publish our intention to do so on our website, in line with applicable regulatory requirements. Any reference to regions/ countries/ sectors/ stocks/ securities is for illustrative purposes only and not a recommendation to buy or sell any financial instruments or adopt a specific investment strategy. Past Performance is not a guide to future performance and may not be repeated. The value of investments and the income from them may go down as well as up and investors may not get back the amounts originally invested. Exchange rate changes may cause the value of investments to fall as well as rise. Performance data does not take into account any commissions and costs, if any, charged when units or shares of any fund, as applicable, are issued and redeemed. Schroders has expressed its own views and opinions in this document and these may change. Information herein is believed to be reliable but Schroders does not warrant its completeness or accuracy. Schroders will be a data controller in respect of your personal data. For information on how Schroders might process your personal data, please view our Privacy Policy available at www.schroders.com/en/privacy-policy/ or on request should you not have access to this webpage. A summary of investor rights may be obtained from <https://www.schroders.com/en/global/individual/summary-of-investor-rights/> A summary of investor rights may be obtained from <https://www.schroders.com/en/lu/private-investor/footer/complaints-handling/> For your security, communications may be recorded or monitored. Issued by Schroder Investment Management (Europe) S.A., 5, rue Höhenhof, L-1736 Senningerberg, Luxembourg. Registration No B 37.799. Distributed in the UK by Schroder Investment Management Ltd, 1 London Wall Place, London EC2Y 5AU. Registration No 1893220 England. Authorised and regulated by the Financial Conduct Authority. MSCI index: Source: MSCI. The MSCI information may only be used for your internal use, may not be reproduced or disseminated in any form and may not be used as a basis for or a component of any financial instruments or products or indices. None of the MSCI information is intended to constitute investment advice or a recommendation to make (or refrain from making) any kind of investment decision and may not be relied on as such. Historical data and analysis should not be taken as an indication or guarantee of any future performance analysis, forecast or prediction. The MSCI information is provided on an "as is" basis and the user of this information assumes the entire risk of any use made of this information. MSCI, each of its affiliates and each other person involved in or related to compiling, computing or creating any MSCI information (collectively, the "MSCI Parties") expressly disclaims all warranties (including, without limitation, any warranties of originality, accuracy, completeness, timeliness, non-infringement, merchantability and fitness for a particular purpose) with respect to this information. Without limiting any of the foregoing, in no event shall any MSCI Party have any liability for any direct, indirect, special, incidental, punitive, consequential (including, without limitation, lost profits) or any other damages. (www.msci.com)