

# Invesco Global Focus Fund (UK)

Z-Accumulation Shares | SEDOL: B8N4628 | ISIN code GB00B8N46285 | Bloomberg code INVGOGZ:LN

## Why invest in this fund

- 1** Experienced team: The team has been investing in global equities since 1969 and now manages billions in various global equity strategies.
- 2** Long-term growth: We focus on themes and trends that are powerful, durable and sustainable over the long-term such as cloud computing, digital payments, e-commerce or modern health care science.
- 3** Valuation: We look for ideas undervalued by the market, but that have a chance of increasing in value over the long-term.

## Top 10 holdings

(% of total net assets)

	Fund	Index
Meta Platforms Inc	9.11	2.76
Alphabet Inc	7.44	5.12
Amazon.com Inc	6.76	4.38
Hermes International SCA	6.29	0.20
Novo Nordisk A/S	5.94	1.18
Mastercard Inc	4.71	1.00
Uber Technologies Inc	4.23	0.32
Thermo Fisher Scientific Inc	3.68	0.00
CrowdStrike Holdings Inc	3.32	0.19
Stryker Corp	3.26	0.16

## Portfolio characteristics

Total number of holdings	38
Weighted Avg Market Cap	£455,208 million

## What this fund does

The fund is a high conviction portfolio with a bottom-up approach to stock selection. The team seek to identify companies with entrenched competitive advantages and the ability to compound high rates of growth over multi-year periods. The fund invests only where we believe there is significant opportunity provided by sustainable, structural growth trends. The fund invests when the balance of risk and reward is in our favour and owns what we believe are great companies with attractive valuations.

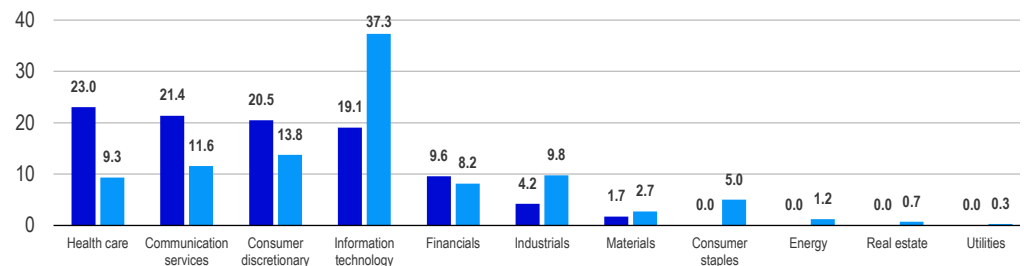
## Fund objective

The Fund aims to achieve long-term (5 years plus) capital growth. The Fund invests at least 80% of its assets in shares or other equity related securities of large-capitalization companies, globally. In pursuing the Fund's investment objective, the fund manager may consider it appropriate to also invest in other transferable securities, money-market instruments, collective investment schemes (including funds managed by the Invesco group), deposits and cash.

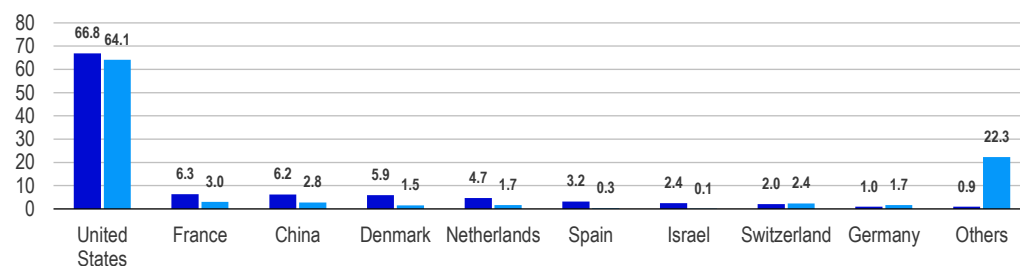
## Fund overview

Portfolio managers (Fund tenure)	John Delano (2022)
Total net assets	£ 126.92 million
Distribution frequency	Yearly
Fund launch date	20 October 1997
Legal status	UK Authorised ICVC
Share class currency	GBP
Historic yield (%)	0.00
Investment Association sector	IA Global NR
Representative index	MSCI ACWI Growth Index
ISA availability	Yes

## Sector breakdown (% of total net assets)



## Top countries (% of total net assets)



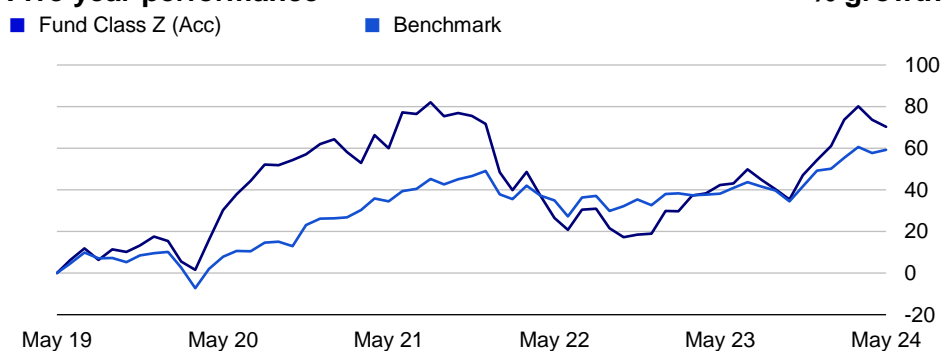
The allocation of stock is based on Country of Risk

■ Fund ■ Index

## Investment risks

- The value of investments and any income will fluctuate (this may partly be the result of exchange rate fluctuations) and investors may not get back the full amount invested.
- The Fund may use Stock Connect to access China A Shares traded in mainland China. This may result in additional liquidity risk and operational risks including settlement and default risks, regulatory risk and system failure risk.
- The Fund typically has a concentrated number of holdings and may have a higher degree of risk than a Fund which invests in a broader range of holdings.
- The Fund may use derivatives (complex instruments) in an attempt to reduce the overall risk of its investments, reduce the costs of investing and/or generate additional capital or income, although this may not be achieved. The use of such complex instruments may result in greater fluctuations of the value of the Fund. The Manager, however, will ensure that the use of derivatives within the Fund does not materially alter the overall risk profile of the Fund.

## Five year performance



## Performance (%)

	1 year	3 years	5 years	5 years ACR*
Fund	19.68	6.42	70.27	11.23
Benchmark	15.18	18.41	59.16	9.74

\*ACR - Annual Compound Return

## Standardised rolling 12-month performance (%)

	31.05.2019	31.05.2020	31.05.2021	31.05.2022	31.05.2023	31.05.2024
Fund	30.39	22.70	-20.91	12.44	19.68	19.68
Benchmark	7.87	24.60	0.34	2.46	15.18	15.18

Past performance is not a guide to future returns

## Important information

Views and opinions are based on current market conditions and are subject to change.

This is marketing material and not financial advice. It is not intended as a recommendation to buy or sell any particular asset class, security or strategy. Regulatory requirements that require impartiality of investment/investment strategy recommendations are therefore not applicable nor are any prohibitions to trade before publication. If investors are unsure if this product is suitable for them, they should seek advice from a financial adviser.

For the most up to date information on our funds, please refer to the relevant fund and share class-specific Key Investor Information Documents, the Supplementary Information Document, the financial reports and the Prospectus, which are available using the contact details shown.

The Historic Yield reflects distributions declared over the past twelve months as a percentage of the mid-market price of the fund, as at the date shown. Investors may be subject to tax on their distributions.

## Market capitalisation breakdown (%)

50bn+	78.21
25bn - 49.99bn	11.45
10bn - 24.99bn	6.67
5bn - 9.99bn	3.19
2bn - 4.99bn	0.00
1bn - 1.99bn	0.00
500m - 999m	0.00
250m - 499m	0.00
100m - 249m	0.00
50m - 99m	0.00
0 - 49m	0.00
Cash	0.48
Total	100.00

Performance figures are based on the Z Accumulation share class. Performance figures for all share classes can be found in the relevant Key Investor Information Document. Fund performance figures are shown in sterling, inclusive of reinvested income and net of the ongoing charge and portfolio transaction costs to 31 May 2024 unless otherwise stated. Sector average performance is calculated on an equivalent basis. Source: Fund – Invesco, Benchmark - Lipper.

## Benchmark

Investment Association Global Sector<sup>^</sup>

This is a Comparator Benchmark. Given its geographic focus the Fund's performance can be compared against the Benchmark. However, the Fund is actively managed and is not constrained by any benchmark.

<sup>^</sup> Many funds sold in the UK are grouped into sectors by the Investment Association (the trade body that represents UK investment managers), to facilitate comparison between funds with broadly similar characteristics.

## Contact information

Telephone 0800 085 8677  
 Facsimile 020 3180 7647  
 Email: [enquiry@invesco.com](mailto:enquiry@invesco.com)  
[www.invesco.com/uk](http://www.invesco.com/uk)  
 Telephone calls may be recorded.

Issued by Invesco Fund Managers Limited.  
 Perpetual Park, Perpetual Park Drive, Henley-on-Thames,  
 Oxfordshire RG9 1HH, UK  
 Authorised and regulated by the Financial Conduct Authority.

## Who is this fund for?

**The fund might be right for you if you:**

- Are a private or professional investor looking for growth over the long term.
- Are able to make an informed investment decision based on this document and the Key Investor Information Document (KIID).
- Are willing to accept that your capital is at risk and you may not get back the amount invested.

**The fund will not be right for you if you:**

- Require capital protection or have no appetite for risk.

## Cost and charges of the Fund

For a full breakdown of the charges that apply to each share class of the fund, please refer to our ICVC Costs & Charges document [www.invesco.com/uk/icvc-charges](http://www.invesco.com/uk/icvc-charges).

---

## Glossary

**ACR/ Annual Compound Return:** Compound returns represent the cumulative effect that gains and losses have on invested capital over time. Annual Compound Return is the annual rate of return that would be required for an investment to grow from its starting balance to its ending balance.

**Asset mix:** Breakdown of all assets types held within an investment fund or portfolio.

**Benchmark:** A standard against which an investment fund or portfolio is measured to give an indication of relative performance.

**Country of risk:** Used to classify stocks, identifies the main country of operations/ exposure of a firm.

**Distribution frequency:** How often dividends and/or interest generated by an investment product are disbursed to investors.

**Historic yield:** Historic Yield reflects distributions declared over the past twelve months as a percentage of the mid-market price of the fund, as at the date shown. Investors may be subject to tax on their distributions

**Holdings:** The contents of an investment portfolio or fund, including any products like equities, bonds or ETFs.

**ICVC:** Investment Company with Variable Capital. A type of collective investment portfolio that invests in different equities, bonds and other securities.

**Index:** A collection of stocks chosen to represent the performance of a particular market or sector, e.g. FTSE 100 or S&P 500.

**Market capitalization:** How much a company is worth as determined by the stock market. Calculated as the total market value of all shares.

**Portfolio characteristics:** The contents of an investment portfolio or fund, including any products like equities, bonds or ETFs (Exchange Traded Funds).