



# 7IM PERSONAL INJURY FUND

AS AT 29 FEBRUARY 2024

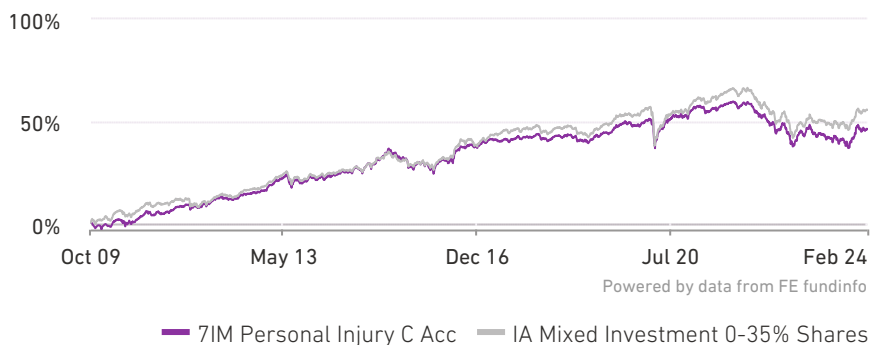
## Investment objective

The fund aims to provide a long-term return (at least 5 years) from investment in a range of asset classes. The fund has been designed to be potentially suitable for investment by or on behalf of individuals who have been granted personal injury awards but is not restricted to such persons.

## Investment strategy

The starting point for the Manager's investment process is identifying the best mix of asset classes to create a strategic asset allocation (SAA) customised for each 7IM risk profile. The SAA is then adapted to financial markets to enhance return and reduce volatility on a tactical basis using 7IM's tactical asset allocation process (TAA) making temporary and measured departures from the SAA. The fund's portfolio of assets is constructed predominantly with passive securities, that is, we actively choose third party managers or securities for their own expertise in selecting particular assets, where their objective is to closely track a pre-determined index.

## Fund performance



## Key information

<b>Fund manager</b>	7IM – Investment Team
<b>Launch date</b>	05 October 2009
<b>Fund size</b>	£85.61m
<b>Performance comparator benchmark</b>	IA Mixed Investment 0-35% Shares
<b>Initial charge</b>	0.00%
<b>Yield</b>	1.90%
<b>Ex-dividend dates</b>	01 June, 01 December
<b>Distribution dates</b>	31 July, 31 January†
<b>Authorised corporate director</b>	Seven Investment Management LLP
<b>Base currency</b>	Sterling
<b>Domicile</b>	United Kingdom
<b>Regulatory structure</b>	UK UCITS
<b>Dealing settlement</b>	12:00 GMT
<b>Dealing frequency</b>	Daily
<b>OCF (includes AMC)†</b>	0.74% (incl. 0.50% AMC)
<b>MiFID II classification</b>	Non-complex
<b>Lump sum investment</b>	From £1000
<b>C Accumulation</b>	
<b>ISIN</b>	GB00B570T445
<b>SEDOL</b>	B570T44
<b>C Income</b>	
<b>ISIN</b>	GB00B55W5449
<b>SEDOL</b>	B55W544

Rolling performance to 29/02/2024	Last 6m (%)	1y (%)	3ys (%)	5ys (%)	Since Launch (%)
7IM Personal Injury C Acc	3.42	1.66	-5.11	2.56	45.93
Performance comparator benchmark	4.43	4.12	-1.92	6.79	55.46
<b>Discrete performance</b>					
	Q4 2022 - Q4 2023 (%)	Q4 2021 - Q4 2022 (%)	Q4 2020 - Q4 2021 (%)	Q4 2019 - Q4 2020 (%)	Q4 2018 - Q4 2019 (%)
7IM Personal Injury C Acc	3.71	-9.93	0.87	5.44	6.72
Performance comparator benchmark	5.97	-10.87	2.84	3.90	8.70

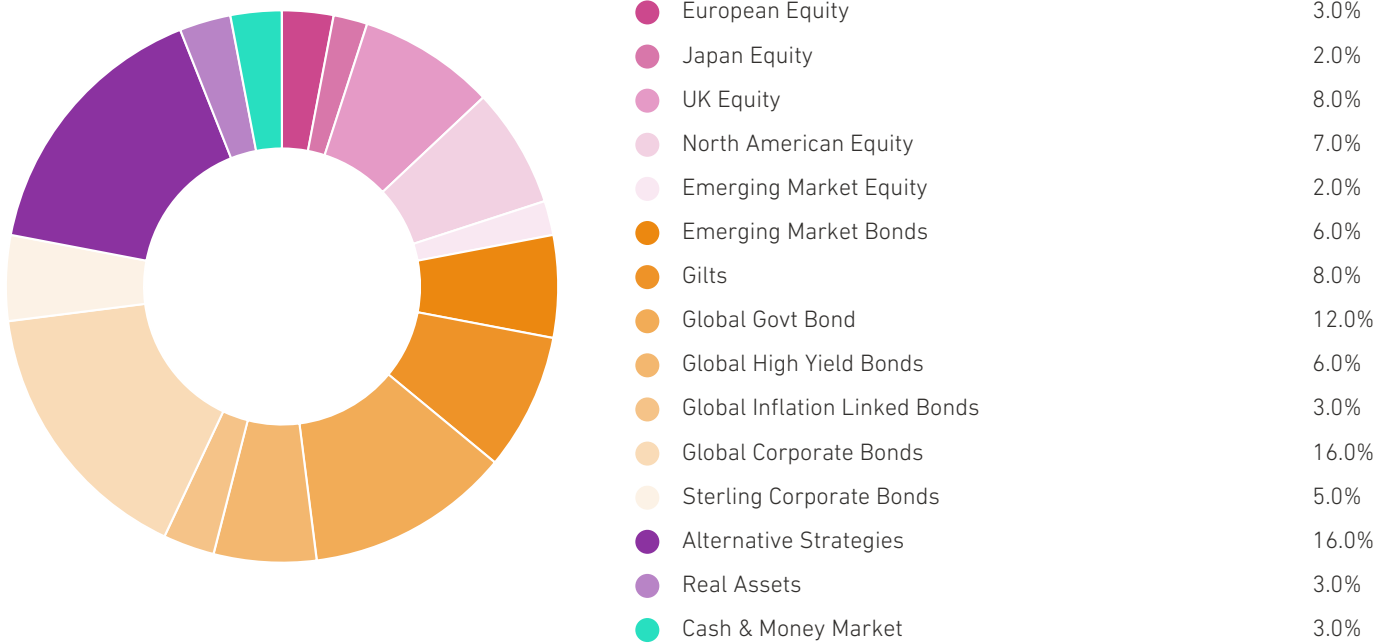
Past performance is not a reliable indicator of future results. 7IM funds are multi-asset and therefore the comparison with the IA Mixed Investment 0-35% Shares is offered as a guide only.

Source: FE fundinfo

AS AT 29 FEBRUARY 2024

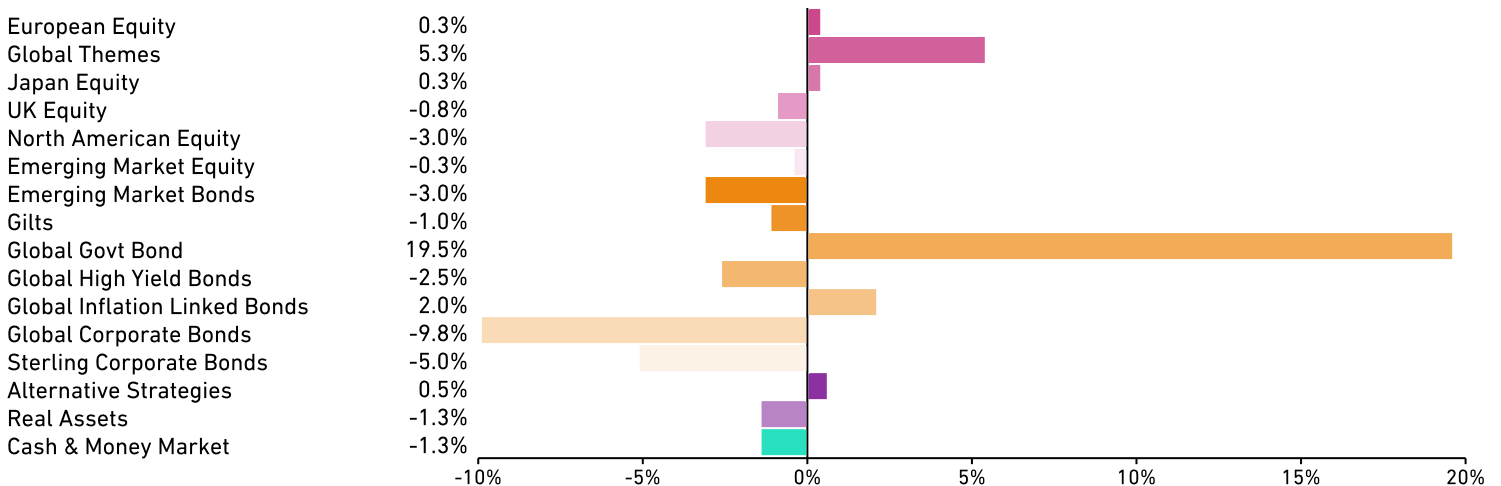
## Strategic asset allocation

The chart below shows the long-term Strategic Asset Allocation (SAA) of the fund. The SAA forms the backbone of the fund and is reviewed annually. Percentages are subject to rounding.



## Tactical asset allocation

The chart below shows the shorter-term asset allocations of the fund in relation to the SAA. Percentages are subject to rounding.



## Fund ratings\*

Defaqto



Dynamic Planner



EValue



FinaMetrica



Synaptic 1-5



Synaptic 1-10



RSMR





# 7IM PERSONAL INJURY FUND

AS AT 29 FEBRUARY 2024

## Top ten holdings

Holding weight (%)

Vanguard US Government Bond Index Fund	19.2
Vanguard Euro Government Bond Index Fund	9.1
iShares ESG Overseas Corporate Bond Index	6.3
Vanguard UK Long Duration Gilt Index Fund	6.0
Blackrock Global Inflation-Linked Bond Fund	5.2
MSCI Healthcare Future	4.2
Amundi US Treasury Bond Long Dated UCITS ETF	3.6
MSCI Europe ex UK Equity Future	3.4
JPM Diversified Trend Strategy	3.3
Invesco AT1 Capital Bond ETF	3.1
<b>Total</b>	<b>63.4</b>

Source: 7IM

## Fund availability

The 7IM funds are available via the majority of the major wraps, platforms and life and pension wrappers. If you would like further information please call us on 020 7760 8777.

## Important information

The specific details of the funds including investment policy, charges and the particular risks associated with the funds are explained in the Prospectus and Key Investor Information Documentation (KIIDs) – a link to these is available via the 7IM website ([www.7im.co.uk](http://www.7im.co.uk)).

‡ Please allow up to 10 working days after the Distribution Date for dividends to be processed and applied to individual client accounts.

† Ongoing Charges Figure includes 7IM Annual Management Charge. Source: KIIDs 20/02/2024.

\*7IM's funds are mapped against a selection of third party risk profiling tools to assist advisers as part of suitability assessments for clients. Such tools are however only one aspect of an adviser's suitability process and other such as the clients' investment term / horizon and knowledge and experience should also be considered. The methodology of third party risk profiling tools is not endorsed by 7IM and individual fund risk profiling scores may not correspond precisely to the risk indicators in the 7IM fund literature.