

Objective

The objective of the Sub-fund is to provide capital growth, with the potential for income, over any 7-year period.

Ocaris Risk Scale



Risk Level 4

Medium/high risk, higher potential for growth, higher drawdown potential

Source: EValue

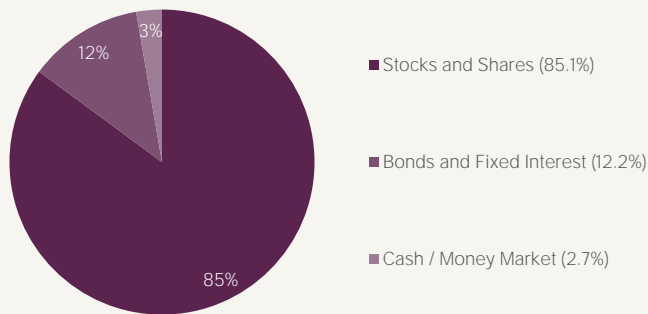
Top Portfolio Holdings

Liontrust European Growth I Inc	7.5%
L&G Global Health & Pharma Index Trust C Acc	7.1%
iShares S&P 500 Equal Weight UCITS ETF USD Acc	7.0%
Lyxor Core UK Equity All Cap UCITS ETF Dist	6.2%
L&G Global Emerging Markets Index C Acc	6.2%
Artemis SmartGARP Global Emerging Markets Equity	6.1%
Artemis Global Select Fund I Acc	6.1%
Janus Henderson Global Financials Fund I Acc	6.0%
Goldman Sachs Japan Equity Partners I Acc	5.9%
First Trust Cloud Computing UCITS ETF A Acc	5.7%
TM Redwheel UK Equity Income S Acc	5.4%
iShares North American Eq Idx (UK) D Acc	5.1%
Stonehage Fleming Global Best Ideas Equity Fund H	5.0%
Royal London Sterling Credit Z Inc	5.0%
HSBC Global EM Government Bond Hard Currency GBP	3.2%
Janus Henderson Pan European Small and Mid-Cap	3.1%
AXA Sterling Crdt Shrt Dura Bd Z Grs Acc	3.0%
Xtrackers MSCI World Mat ETF 1C (EUR)	2.9%

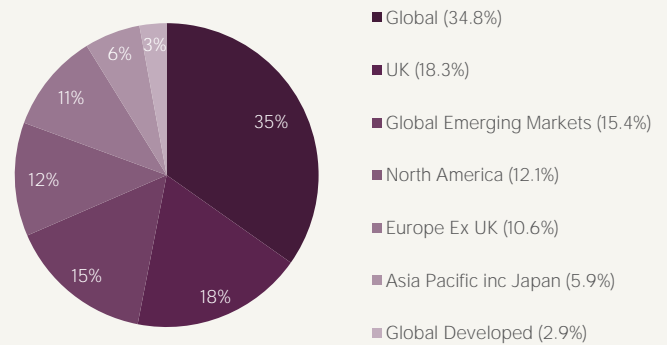
Key Facts

Launch Date	13 March 2023
Asset Class	Mixed Investment
Fund Size	£17,439,120
Valuation Point	08:30
Dealing Hours	09:00 - 17:00
Comparator	IA Flexible Investment
Fund Manager	Sentinel Portfolio Management

Asset Allocation



Geographic Allocation



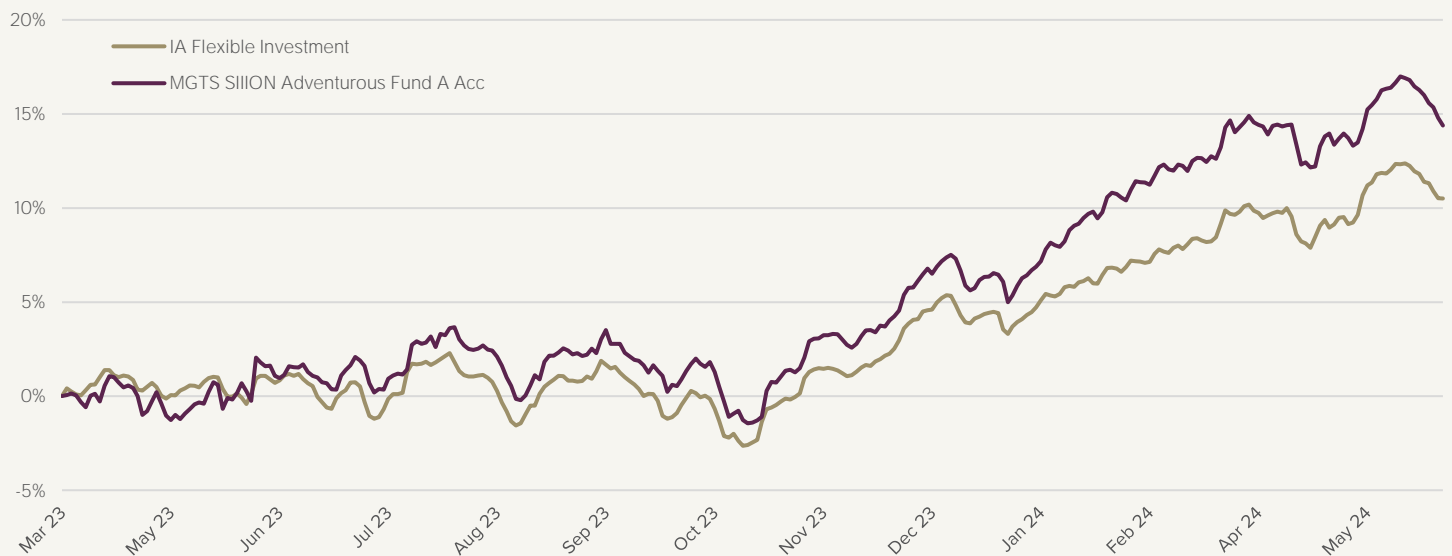
Share Class Information

Name	ISIN	Minimum Initial Investment	Minimum Regular Investment	Initial Investment Charge	AMC	Ongoing Charges	Yield
MGTS SIION Adventurous Fund A Acc	GB00BMZQ3T66	£1,000	£100	0.00%	0.20%	0.83%	1.01%

Performance

The IA (Investment Association) Flexible Investment is used as the comparator. The sector is considered appropriate for investors to use when comparing performance, as the asset allocation of the Sub-fund is similar to the asset allocation of other funds in this sector. The sector is not constructed as an index, therefore as funds enter or leave the sector the composition can change.

Cumulative Performance	3 Months	6 Months	1 Year	3 Years	5 Years	10 Years
MGTS SIION Adventurous Fund A Acc	2.83	11.30	13.60	-	-	-
IA Flexible Investment	3.15	9.09	10.60	8.03	31.29	75.58
Discrete Performance	YTD	2023	2022	2021	2020	2019
MGTS SIION Adventurous Fund A Acc	6.53	-	-	-	-	-
IA Flexible Investment	4.87	7.30	-9.13	11.38	7.01	15.64



Source: Morningstar Direct as at 31 May 2024. Performance is bid to bid with income reinvested. Past Performance is no guarantee of future performance and investors may get back less than the original amount invested.

Important Information

Margetts Fund Management Ltd is authorised and regulated by the Financial Conduct Authority. Past Performance is no guarantee of future performance. The value of an investment and the income from it can fall as well as rise and investors may get back less than they invested. Quoted OCFs may include a subsidised AMC. Quoted yields are based on the previous 12 months distributions to investors and are not guaranteed. Future distributions may differ and will be subject to market factors. Risk factors should be taken into account and understood including (but not limited to) currency movements, market risk, liquidity risk, concentration risk, lack of certainty risk, inflation risk, performance risk, local market risk and credit risk. The information on this factsheet is intended to provide information only and should not be interpreted as advice. Margetts recommend that investors seek professional advice before making any investment to ensure that the product is suitable and can achieve their objectives. Investors should ensure that they have read and understood the Key Investor Information Document (KIID) and Supplementary Information Document (SID), which contain important information. A copy of these documents is available on the website or on request from Margetts Fund Management. Contact details are provided below. Margetts does not warrant that information will be error-free. There is no guarantee that the objective will be achieved, and capital is at risk.