



# Artemis SmartGARP UK Equity Fund

## Class R accumulation units, GBP

MARKETING COMMUNICATION

2515.00p

price at 31 May 2024

1.610%

ongoing charge

June 2024 (data as of 31 May 2024)

## OBJECTIVE AND INVESTMENT POLICY

### Objective

To grow capital over a five year period.

### Investment policy

#### What the fund invests in

- 80% to 100% in company shares.
- Up to 20% in bonds, cash and near cash, other transferable securities, other funds (up to 10%) managed by Artemis and third party funds, money market instruments, and derivatives.

#### Use of derivatives

The fund may use derivatives for efficient portfolio management purposes to:

- reduce risk
- manage the fund efficiently.

#### Where the fund invests

- At least 80% in the United Kingdom.
- Up to 20% in other countries.

#### Industries the fund invests in

- Any

#### Other limitations specific to this fund

- None

### Investment strategy

- The fund is actively managed.
- A proprietary tool called 'SmartGARP' is used as the foundation of the investment process. It screens the financial characteristics of companies by identifying those that are growing faster than the market but are trading on lower valuations than the market.
- The manager selects companies that in aggregate have good 'SmartGARP' characteristics. This tends to mean that the portfolio contains stocks that have lower valuations than the market average, upgrades to profit forecasts, and are under-owned by the investment community, while at the same time benefiting from helpful trends in the wider economy.

### Benchmarks

- FTSE All-Share Index TR  
A widely-used indicator of the performance of the UK stockmarket, in which the fund invests. It acts as a 'comparator benchmark' against which the fund's performance can be compared. Management of the fund is not restricted by this benchmark.
- IA UK All Companies NR  
A group of other asset managers' funds that invest in similar asset types as this fund, collated by the Investment Association. It acts as a 'comparator benchmark' against which the fund's performance can be compared. Management of the fund is not restricted by this benchmark.

For the latest fund and market

commentaries, visit

[www.artemisfunds.com/insights](http://www.artemisfunds.com/insights),

and for any important changes

to y(our) funds, visit

[www.artemisfunds.com/fund-changes](http://www.artemisfunds.com/fund-changes).



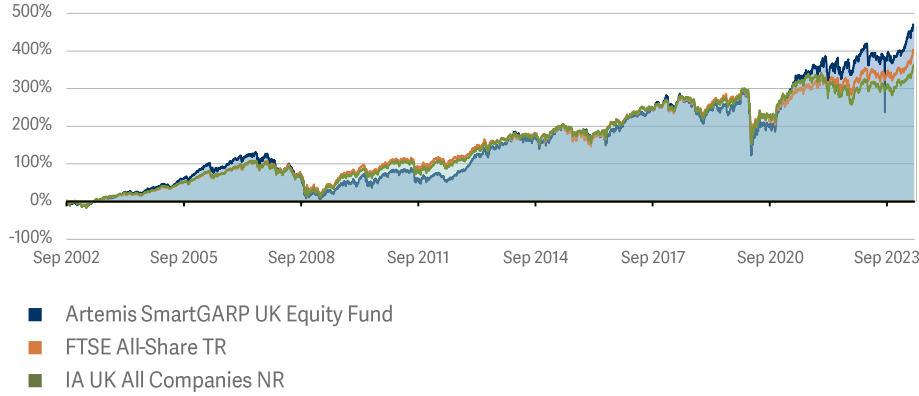
# PERFORMANCE

Past performance is not a guide to the future.

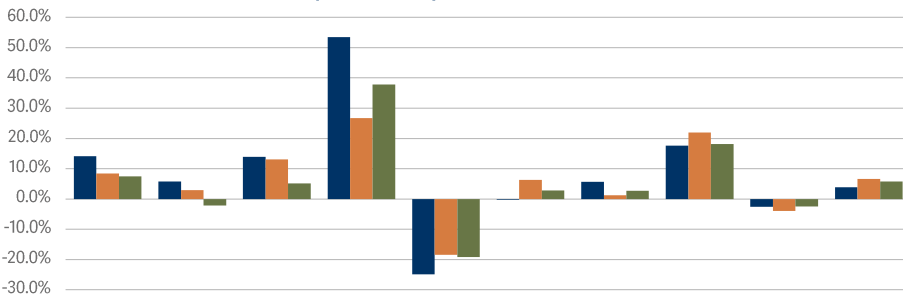
## CUMULATIVE PERFORMANCE

|                                  | Since acquired | 10 yrs | 5 yrs | 3 yrs | 1 yr  | 6 mo  | 3 mo | 1 mo |
|----------------------------------|----------------|--------|-------|-------|-------|-------|------|------|
| Artemis SmartGARP UK Equity Fund | 465.5%         | 111.0% | 67.9% | 31.1% | 18.8% | 16.6% | 9.7% | 0.7% |
| FTSE All-Share TR                | 395.6%         | 77.6%  | 37.3% | 25.5% | 15.4% | 13.6% | 9.9% | 2.4% |
| IA UK All Companies NR           | 358.1%         | 64.8%  | 28.0% | 9.9%  | 13.3% | 14.0% | 9.1% | 3.2% |

## PERCENTAGE GROWTH

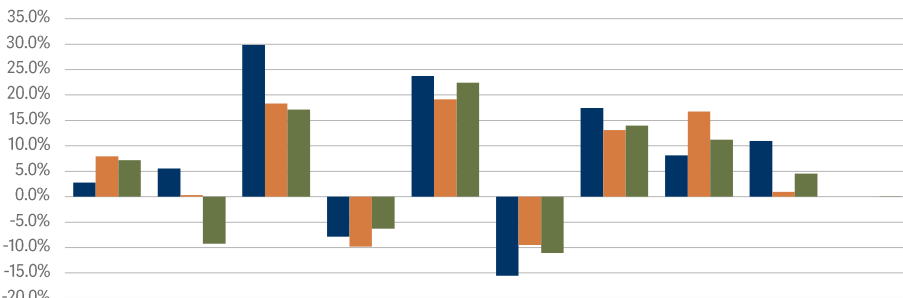


## 12 MONTHS TO QUARTER END (31 MARCH)



|                                  | 2024  | 2023  | 2022  | 2021  | 2020   | 2019  | 2018 | 2017  | 2016  | 2015 |
|----------------------------------|-------|-------|-------|-------|--------|-------|------|-------|-------|------|
| Artemis SmartGARP UK Equity Fund | 14.2% | 5.8%  | 13.9% | 53.4% | -24.8% | -0.3% | 5.6% | 17.6% | -2.6% | 3.9% |
| FTSE All-Share TR                | 8.4%  | 2.9%  | 13.0% | 26.7% | -18.5% | 6.4%  | 1.2% | 22.0% | -3.9% | 6.6% |
| IA UK All Companies NR           | 7.5%  | -2.1% | 5.2%  | 37.8% | -19.2% | 2.9%  | 2.7% | 18.1% | -2.5% | 5.8% |

## 12 MONTHS TO YEAR END (31 DECEMBER)

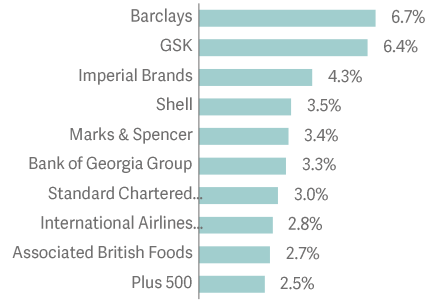


|                                  | 2023 | 2022  | 2021  | 2020  | 2019  | 2018   | 2017  | 2016  | 2015  | 2014 |
|----------------------------------|------|-------|-------|-------|-------|--------|-------|-------|-------|------|
| Artemis SmartGARP UK Equity Fund | 2.8% | 5.5%  | 29.9% | -7.9% | 23.7% | -15.5% | 17.5% | 8.1%  | 11.0% | n/a  |
| FTSE All-Share TR                | 7.9% | 0.3%  | 18.3% | -9.8% | 19.2% | -9.5%  | 13.1% | 16.8% | 1.0%  | n/a  |
| IA UK All Companies NR           | 7.2% | -9.3% | 17.1% | -6.3% | 22.4% | -11.1% | 14.0% | 11.2% | 4.6%  | n/a  |

Source: Lipper Limited from 9 September 2002 (when Artemis took over management of the fund) to 31 May 2024. All figures show total returns with dividends and/or income reinvested, net of all charges. Performance does not take account of any costs incurred when investors buy or sell the fund. Returns may vary as a result of currency fluctuations if the investor's currency is different to that of the class. This class may have charges or a hedging approach different from those in the IA sector benchmark.

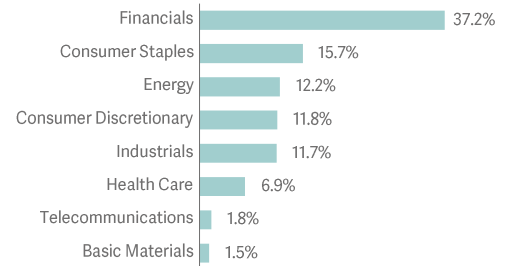
# COMPOSITION

## TOP 10 HOLDINGS



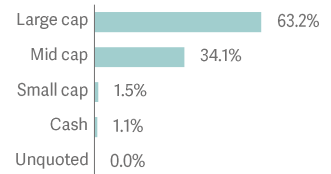
Source: Artemis as at 31 May 2024.

## MARKET SECTOR SPLIT



Source: Artemis as at 31 May 2024. Figures may not add up to 100% due to rounding and cash holdings.

## ASSET ALLOCATION BY MARKET CAP



Source: Artemis as at 31 May 2024. Figures may not add up to 100% due to rounding.

## RISK CONSIDERATIONS

---

To ensure you understand whether this fund is suitable for you, please read the Key Investor Information which is available, along with the fund's Prospectus, from [www.artemisfunds.com](http://www.artemisfunds.com) or [www.fundinfo.com](http://www.fundinfo.com).

The fund is exposed to the following risks:

|                        |   |
|------------------------|---|
| Market volatility risk | The value of the fund and any income from it can fall or rise because of movements in stockmarkets, currencies and interest rates, each of which can move irrationally and be affected unpredictably by diverse factors, including political and economic events. |
| Currency risk          | The fund's assets may be priced in currencies other than the fund base currency. Changes in currency exchange rates can therefore affect the fund's value.  |

## OTHER INFORMATION

---

*This is a marketing communication. Before making any final investment decisions, and to understand the investment risks involved, refer to the fund prospectus, available in English, and KIID/KID, available in English and in your local language depending on local country registration, from [www.artemisfunds.com](http://www.artemisfunds.com) or [www.fundinfo.com](http://www.fundinfo.com).*

*CAPITAL AT RISK. All financial investments involve taking risk and the value of your investment may go down as well as up. This means your investment is not guaranteed and you may not get back as much as you put in. Any income from the investment is also likely to vary and cannot be guaranteed.*

*Artemis does not provide investment advice on the advantages or suitability of its products and no information provided should be viewed in this way. Artemis only provides information about its own products and services and does not advise investors. Should you be unsure about the suitability of an investment, you should consult a suitably qualified professional adviser.*

*Investment in a fund concerns the acquisition of units/shares in the fund and not in the underlying assets of the fund.*

*Reference to specific shares or companies should not be taken as advice or a recommendation to invest in them.*

*For information on sustainability-related aspects of a fund, visit [www.artemisfunds.com](http://www.artemisfunds.com).*

*The fund is an authorised unit trust scheme. For further information, visit [www.artemisfunds.com/unittrusts](http://www.artemisfunds.com/unittrusts).*

*Third parties (including FTSE and MSCI) whose data may be included in this document do not accept any liability for errors or omissions. For information, visit [www.artemisfunds.com/third-party-data](http://www.artemisfunds.com/third-party-data).*

*Any research and analysis in this communication has been obtained by Artemis for its own use.*

*Although this communication is based on sources of information that Artemis believes to be reliable, no guarantee is given as to its accuracy or completeness.*

*Any forward-looking statements are based on Artemis' current expectations and projections and are subject to change without notice.*

*This fund is not subject to any form of regulation or approval in the Isle of Man. This document has not been registered or approved for distribution in the Isle of Man and may only be distributed in or into the Isle of Man by a person permitted under Isle of Man law to do so and in accordance with the Isle of Man Collective Investment Schemes Act 2008 and regulations made thereunder. The participants in the fund are not protected by any statutory compensation scheme.*

*Visit [www.artemisfunds.com/glossary](http://www.artemisfunds.com/glossary) for an explanation of investment terms.*

*Issued by Artemis Fund Managers Ltd which is authorised and regulated by the Financial Conduct Authority.*

# FUND DATA

## INVESTMENT TEAM



**Philip Wolstencroft**  
Fund manager,  
since July 2010

## KEY FACTS

|                        |                  |
|------------------------|------------------|
| Fund type              | Unit trust       |
| Asset class            | Equity           |
| Focus                  | Capital growth   |
| Regional focus         | United Kingdom   |
| SEDOL                  | 0679552          |
| ISIN                   | GB0006795529     |
| Fund launch date       | 23 December 1986 |
| Artemis became manager | 9 September 2002 |
| Class launch date      | 23 December 1986 |
| Class launch price     | 50p              |
| Class currency         | GBP              |
| Valuation point        | 12:00            |
| Year end               | 7 April          |
| Accumulation date      | 7 June           |
| Fund size              | £483.4m          |

Source: Artemis as at 31 May 2024.

## PRICE AND YIELD

|                |          |
|----------------|----------|
| Price          | 2515.00p |
| Historic yield | 2.63%    |

Source: Artemis as at 31 May 2024.


The historic yield reflects distributions declared over the past 12 months as a percentage of the price, as at the date shown. It does not include any preliminary charge and investors may be subject to tax on their distributions.

## CHARGES

|                |        |
|----------------|--------|
| Initial charge | 0%     |
| Ongoing charge | 1.610% |

Source: Artemis. The ongoing charge covers the annual operating expenses of running the fund and is shown as at the date of the Key Investor Information Document, where further information about the fund's charges can be found. Additional costs may be incurred, such as portfolio transaction costs and transfer taxes, which may reduce performance. For further information, visit [www.artemisfunds.com/charges](http://www.artemisfunds.com/charges).

## RISK AND REWARD PROFILE



The fund is in the category shown due to historic volatility (how much and how quickly the value of shares in the fund may have risen and fallen in the past due to movements in markets, currencies and interest rates). It may not be a reliable indication of the future risk profile of the fund.

## RATINGS AND AWARDS

FE Crown: 4

Third party endorsements are not a recommendation to buy. For sources, dates and other information, visit [www.artemisfunds.com/endorsements](http://www.artemisfunds.com/endorsements)

