



# Artemis European Select Fund

## Class I distribution units, GBP hedged

MARKETING COMMUNICATION

138.14p

price at 31 May 2024

0.870%

ongoing charge

June 2024 (data as of 31 May 2024)

## OBJECTIVE AND INVESTMENT POLICY

### Objective

To grow capital over a five year period.

### Investment policy

#### What the fund invests in

- 80% to 100% in company shares.
- Up to 20% in bonds, cash and near cash, other transferable securities, other funds (up to 10%) managed by Artemis and third party funds, money market instruments, and derivatives.

#### Use of derivatives

The fund may use derivatives:

- for investment purpose to achieve the fund objective, including by taking long and short positions
- to produce additional income or growth
- for efficient portfolio management purposes to reduce risk and manage the fund efficiently

#### Where the fund invests

- At least 80% in Europe (excluding the United Kingdom).
- Up to 20% in other countries.

#### Industries the fund invests in

- Any

#### Other limitations specific to this fund

- None

### Investment strategy

- The fund is actively managed.
- The manager pursues a fundamental equity strategy with the following investment process:
  - Bottom-up research and financial analysis is conducted to assess business models, prospective returns and risk
  - The manager has a long-term investment horizon when assessing companies
  - The manager focuses on businesses with competitive advantages (conditions or circumstances that put a company in a superior business position relative to its peers) that are expected to continue into the future
  - Opportunistic investments may be made in companies that are in recovery, need re-financing or are suffering from investor indifference (also known as 'special situations') and turnarounds
  - Engagement with management teams on capital allocation and governance
- The end result is a concentrated portfolio, typically 30-60 holdings, depending on opportunity set and the manager's conviction.

### Benchmarks

- FTSE World Europe ex UK TR (hedged to GBP)  
A widely-used indicator of the performance of European stockmarkets, in which the fund invests. It acts as a 'comparator benchmark' against which the fund's performance can be compared. Management of the fund is not restricted by this benchmark.
- IA Europe Excluding UK NR  
A group of other asset managers' funds that invest in similar asset types as this fund, collated by the Investment Association. It acts as a 'comparator benchmark' against which the fund's performance can be compared. Management of the fund is not restricted by this benchmark.

For the latest fund and market commentaries, visit

[www.artemisfunds.com/insights](http://www.artemisfunds.com/insights),

and for any important changes to y(our) funds, visit

[www.artemisfunds.com/fund-changes](http://www.artemisfunds.com/fund-changes).



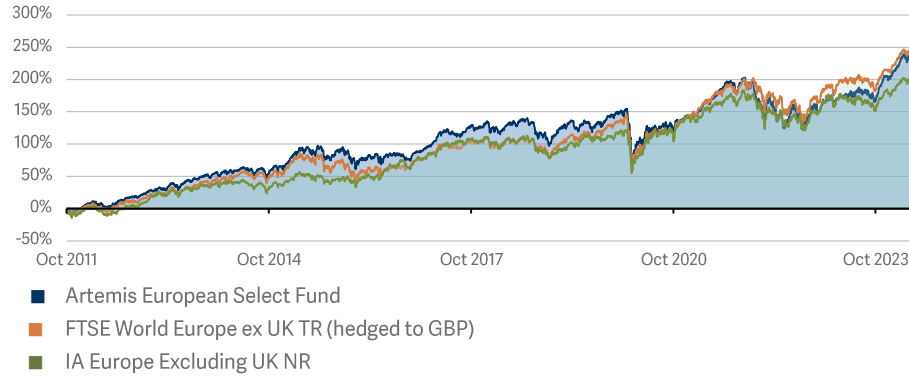
# PERFORMANCE

Past performance is not a guide to the future.

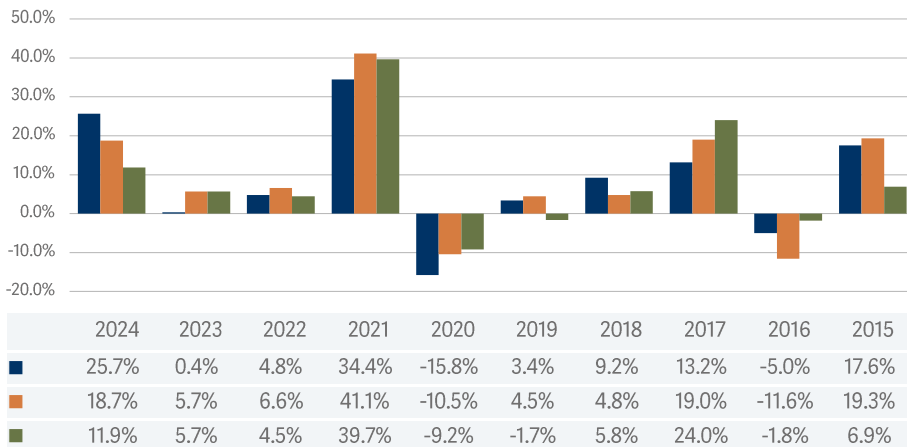
## CUMULATIVE PERFORMANCE

	Since launch	10 yrs	5 yrs	3 yrs	1 yr	6 mo	3 mo	1 mo
Artemis European Select Fund	241.4%	110.0%	55.5%	26.2%	25.2%	16.7%	6.5%	2.1%
FTSE World Europe ex UK TR (hedged to GBP)	254.9%	128.4%	73.4%	30.1%	21.0%	16.3%	7.1%	3.7%
IA Europe Excluding UK NR	206.6%	113.8%	55.8%	18.6%	15.2%	13.1%	4.9%	2.8%

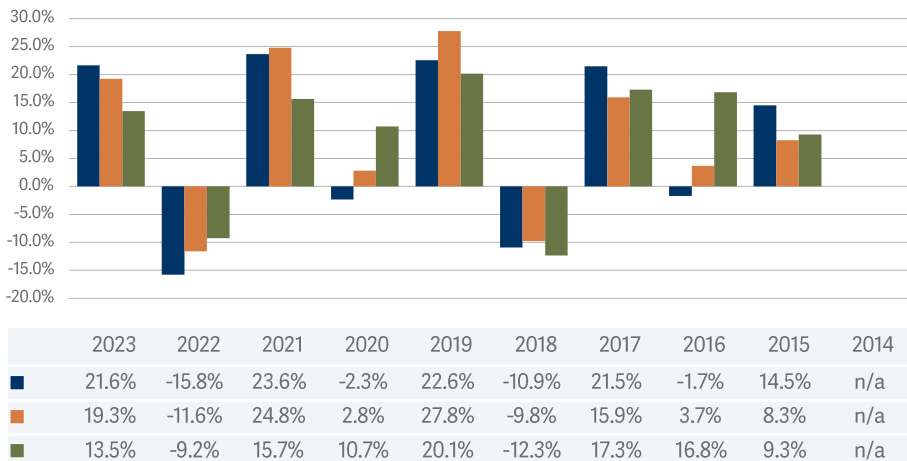
## PERCENTAGE GROWTH



## 12 MONTHS TO QUARTER END (31 MARCH)



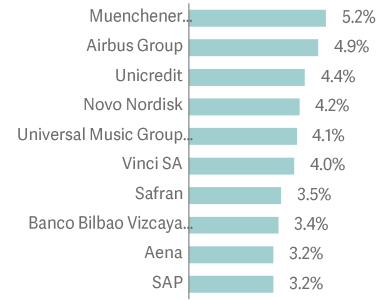
## 12 MONTHS TO YEAR END (31 DECEMBER)



Source: Lipper Limited from 28 October 2011 to 31 May 2024. All figures show total returns with dividends and/or income reinvested, net of all charges. Performance does not take account of any costs incurred when investors buy or sell the fund. Returns may vary as a result of currency fluctuations if the investor's currency is different to that of the class. This class may have charges or a hedging approach different from those in the IA sector benchmark.

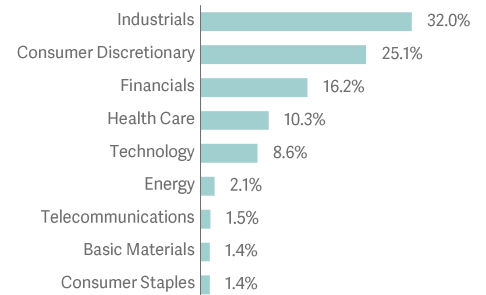
# COMPOSITION

## TOP 10 HOLDINGS



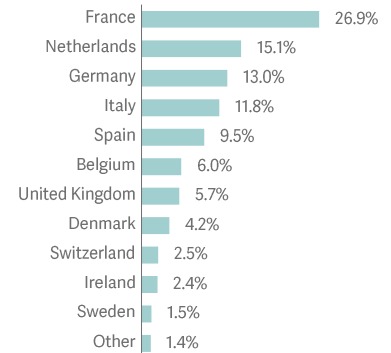
Source: Artemis as at 31 May 2024.

## MARKET SECTOR SPLIT



Source: Artemis as at 31 May 2024. Figures may not add up to 100% due to rounding and the cash holding.

## ASSET ALLOCATION BY COUNTRY



Source: Artemis as at 31 May 2024. Figures may not add up to 100% due to rounding.

## RISK CONSIDERATIONS

To ensure you understand whether this fund is suitable for you, please read the Key Investor Information which is available, along with the fund's Prospectus, from [www.artemisfunds.com](http://www.artemisfunds.com) or [www.fundinfo.com](http://www.fundinfo.com).

The fund is exposed to the following risks:

Market volatility risk	The value of the fund and any income from it can fall or rise because of movements in stockmarkets, currencies and interest rates, each of which can move irrationally and be affected unpredictably by diverse factors, including political and economic events.
Currency risk	The fund's assets may be priced in currencies other than the fund base currency. Changes in currency exchange rates can therefore affect the fund's value.
Concentration risk	The fund may have investments concentrated in a limited number of holdings. This can be more risky than holding a wider range of investments.
Derivatives risk	The fund may invest in derivatives with the aim of profiting from falling ('shorting') as well as rising prices. Should the asset's value vary in an unexpected way, the fund value will reduce.
Smaller companies risk	Investing in small and medium-sized companies can involve more risk than investing in larger, more established companies. Shares in smaller companies may not be as easy to sell, which can cause difficulty in valuing those shares.
Leverage risk	The fund may operate with a significant amount of leverage. Leverage occurs when the economic exposure created by the use of derivatives is greater than the amount invested. A leveraged portfolio may result in large fluctuations in its value and therefore entails a high degree of risk including the risk that losses may be substantial.

## OTHER INFORMATION

*This is a marketing communication. Before making any final investment decisions, and to understand the investment risks involved, refer to the fund prospectus, available in English, and KIID/KID, available in English and in your local language depending on local country registration, from [www.artemisfunds.com](http://www.artemisfunds.com) or [www.fundinfo.com](http://www.fundinfo.com).*

*CAPITAL AT RISK. All financial investments involve taking risk and the value of your investment may go down as well as up. This means your investment is not guaranteed and you may not get back as much as you put in. Any income from the investment is also likely to vary and cannot be guaranteed.*

*Artemis does not provide investment advice on the advantages or suitability of its products and no information provided should be viewed in this way. Artemis only provides information about its own products and services and does not advise investors. Should you be unsure about the suitability of an investment, you should consult a suitably qualified professional adviser.*

*Investment in a fund concerns the acquisition of units/shares in the fund and not in the underlying assets of the fund.*

*Reference to specific shares or companies should not be taken as advice or a recommendation to invest in them.*

*For information on sustainability-related aspects of a fund, visit [www.artemisfunds.com](http://www.artemisfunds.com).*

*The fund is an authorised unit trust scheme. For further information, visit [www.artemisfunds.com/unittrusts](http://www.artemisfunds.com/unittrusts).*

*Third parties (including FTSE and MSCI) whose data may be included in this document do not accept any liability for errors or omissions. For information, visit [www.artemisfunds.com/third-party-data](http://www.artemisfunds.com/third-party-data).*

*Any research and analysis in this communication has been obtained by Artemis for its own use.*

*Although this communication is based on sources of information that Artemis believes to be reliable, no guarantee is given as to its accuracy or completeness.*

*Any forward-looking statements are based on Artemis' current expectations and projections and are subject to change without notice.*

*This fund is not subject to any form of regulation or approval in the Isle of Man. This document has not been registered or approved for distribution in the Isle of Man and may only be distributed in or into the Isle of Man by a person permitted under Isle of Man law to do so and in accordance with the Isle of Man Collective Investment Schemes Act 2008 and regulations made thereunder. The participants in the fund are not protected by any statutory compensation scheme.*

*Visit [www.artemisfunds.com/glossary](http://www.artemisfunds.com/glossary) for an explanation of investment terms.*

*Issued by Artemis Fund Managers Ltd which is authorised and regulated by the Financial Conduct Authority.*

*Please note that on 31 October 2023 the name of the fund changed from Artemis European Sustainable Growth Fund to Artemis European Select Fund.*

# FUND DATA

## INVESTMENT TEAM



**Kartik Kumar**

Manager, since  
January 2023

## KEY FACTS

Fund type	Unit trust
Asset class	Equity
Focus	Capital growth
Regional focus	Europe
SEDOL	B6WFCV9
ISIN	GB00B6WFCV99
Fund launch date	28 October 2011
Class launch date	28 October 2011
Class launch price	47.98p
Class currency	GBP
Valuation point	12:00
Year end	30 April
Distribution date	30 June
Fund size	£50.1m

Source: Artemis as at 31 May 2024.

## PRICE AND YIELD(S)

Price	138.14p
Historic yield	1.64%

Source: Artemis as at 31 May 2024.


The historic yield reflects distributions declared over the past 12 months as a percentage of the price, as at the date shown. It does not include any preliminary charge and investors may be subject to tax on their distributions.

## CHARGES

Initial charge	0%
Ongoing charge	0.870%

Source: Artemis. The ongoing charge covers the annual operating expenses of running the fund and is shown as at the date of the Key Investor Information Document, where further information about the fund's charges can be found. Additional costs may be incurred, such as portfolio transaction costs and transfer taxes, which may reduce performance. For further information, visit [www.artemisfunds.com/charges](http://www.artemisfunds.com/charges).

## RISK AND REWARD PROFILE



The fund is in the category shown due to historic volatility (how much and how quickly the value of shares in the fund may have risen and fallen in the past due to movements in markets, currencies and interest rates). It may not be a reliable indication of the future risk profile of the fund.

## RATINGS AND AWARDS

FE Crown: 3
-------------

Third party endorsements are not a recommendation to buy. For sources, dates and other information, visit [www.artemisfunds.com/endorsements](http://www.artemisfunds.com/endorsements)

## DISTRIBUTION HISTORY

Record date	Ex-dividend date	Payment date	Distribution
30 Apr 2023	02 May 2023	30 Jun 2023	0.1174p
30 Apr 2022	03 May 2022	30 Jun 2022	0.4216p
30 Apr 2021	01 May 2021	30 Jun 2021	0.0457p
30 Apr 2020	01 May 2020	30 Jun 2020	1.6706p
30 Apr 2019	01 May 2019	28 Jun 2019	1.8151p
30 Apr 2018	01 May 2018	29 Jun 2018	1.5030p
28 Apr 2017	02 May 2017	30 Jun 2017	1.4532p
30 Apr 2016	01 May 2016	30 Jun 2016	1.2253p
30 Apr 2015	01 May 2015	30 Jun 2015	1.1471p
30 Apr 2014	01 May 2014	30 Jun 2014	1.3861p

Source: Artemis. Distribution is per unit/share. For accumulation classes, distributions are reinvested and reflected in the price. Maximum last 10 distributions shown.

