

ACTIVE

BGF Sustainable Energy Fund

Class D4 British Pound

BlackRock Global Funds

BlackRock**May 2024**

Unless otherwise stated, Performance, Portfolio Breakdowns and Net Asset information as at: 31-May-2024. All other data as at 12-Jun-2024.

This document is marketing material. For Investors in the UK. Investors should read the KIID/PRIIPs document and prospectus prior to investing, and should refer to the prospectus for the funds full list of risks.

FUND OVERVIEW

- The Fund aims to maximise the return on your investment through a combination of capital growth and income on the Fund's assets.
- The Fund invests globally at least 70% of its total assets in the equity securities (e.g. shares) of sustainable energy companies. Sustainable energy companies are those which are engaged in alternative energy and energy technologies as described in the prospectus. The companies are rated by the Investment Adviser (IA) based on their ability to manage the risks and opportunities associated with the sustainable energy theme and their environmental, social and governance (ESG) risk and opportunity credentials.
- The Fund will not invest in companies that are classified in the following sectors (as defined by Global Industry Classification Standard): coal and consumables; oil and gas exploration and production; and integrated oil and gas.

RISK INDICATOR**Lower Risk**

Potentially Lower Rewards

Higher Risk

Potentially Higher Rewards



CAPITAL AT RISK: The value of investments and the income from them can fall as well as rise and are not guaranteed. Investors may not get back the amount originally invested.

KEY RISKS:

- The value of equities and equity-related securities can be affected by daily stock market movements. Other influential factors include political, economic news, company earnings and significant corporate events.
- Investments in the new energy securities are subject to environmental or sustainability concerns, taxes, government regulation, price and supply fluctuations.
- Counterparty Risk: The insolvency of any institutions providing services such as safekeeping of assets or acting as counterparty to derivatives or other instruments, may expose the Fund to financial loss.

RATINGS**KEY FACTS****Comparator[†]** : MSCI All Country World Index**Asset Class** : Equity**Fund Launch Date** : 15-Mar-2001**Share Class Launch Date** : 25-Jun-2009**Share Class Currency** : GBP**Use of Income** : Distributing**Net Assets of Fund (M)** : 5,742.68 USD**Morningstar Category** : Sector Equity Alternative Energy**SFDR Classification** : Article 9**Domicile** : Luxembourg**ISIN** : LU0435534705**Management Company** : BlackRock (Luxembourg) S.A.

* or currency equivalent

FEES AND CHARGES**Annual Management Fee** : 0.90%**Ongoing Charge** : 1.20%**Performance Fee** : 0.00%**DEALING INFORMATION****Minimum Initial Investment** : 100,000 GBP ***Settlement** : Trade Date + 3 days**Dealing Frequency** : Daily, forward pricing basis

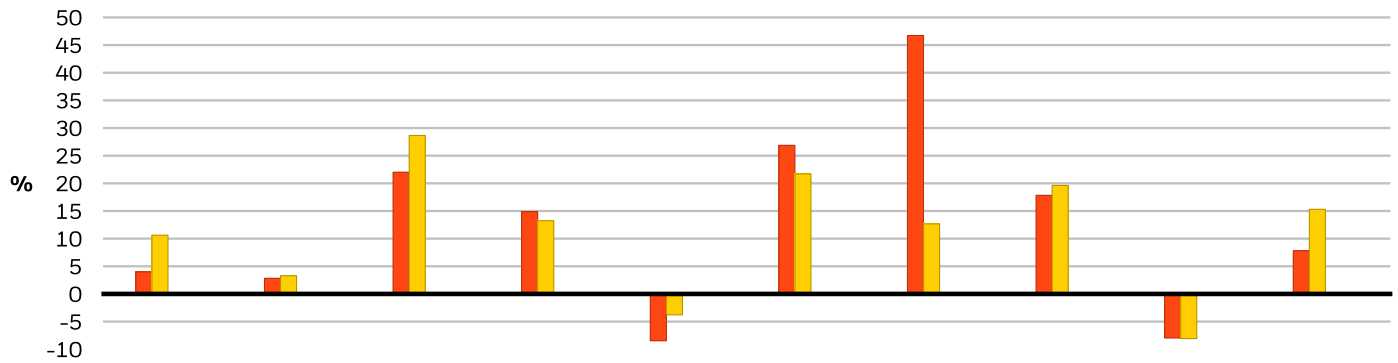
* or currency equivalent

PORTFOLIO CHARACTERISTICS**Price to Book Ratio** : 2.73x**Price to Earnings Ratio** : 22.32x**Standard Deviation (3y)** : 18.47**3y Beta** : -**Number of Holdings** : 53**PORTFOLIO MANAGER(S)**

Alastair Bishop

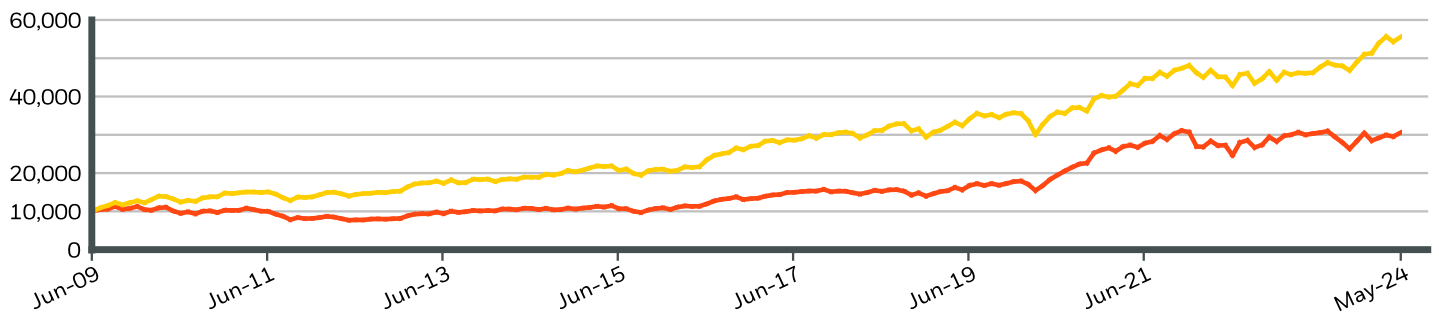
Charles Lilford

CALENDAR YEAR PERFORMANCE



	2014	2015	2016	2017	2018	2019	2020	2021	2022	2023
Share Class	3.98	2.84	22.02	14.86	-8.48	26.88	46.74	17.84	-7.97	7.79
Comparator^{†1}	10.64	3.29	28.66	13.24	-3.78	21.71	12.67	19.63	-8.08	15.31

GROWTH OF HYPOTHETICAL 10,000 GBP SINCE INCEPTION



CUMULATIVE & ANNUALISED PERFORMANCE

	CUMULATIVE (%)					ANNUALISED (% p.a.)		
	1m	3m	6m	YTD	1y	3y	5y	Since Inception
Share Class	3.51	4.81	8.02	0.43	0.86	4.58	14.37	7.77
Comparator^{†1}	2.34	3.11	13.46	9.01	20.28	9.05	11.45	-

The figures shown relate to past performance. Past performance is not a reliable indicator of current or future performance and should not be the sole factor of consideration when selecting a product or strategy. Share Class and Benchmark performance displayed in GBP, hedged share class benchmark performance is displayed in USD. Performance is shown on a Net Asset Value (NAV) basis, with gross income reinvested where applicable. The return of your investment may increase or decrease as a result of currency fluctuations if your investment is made in a currency other than that used in the past performance calculation. **Source:** BlackRock

- Share Class BGF Sustainable Energy Fund Class D4 British Pound
- Comparator^{†1} MSCI All Country World Index

Contact Us

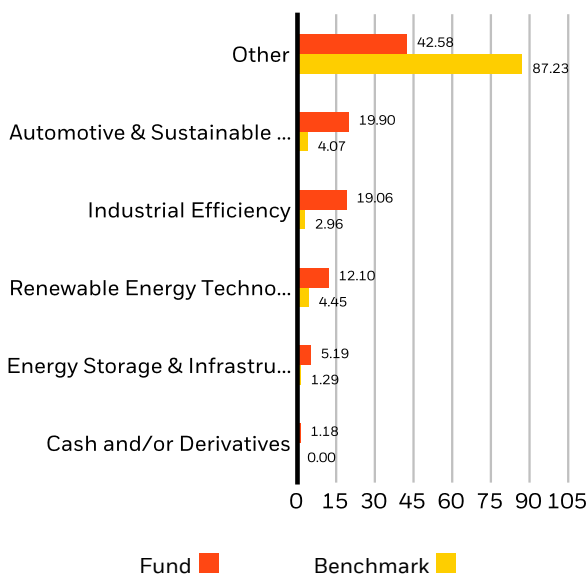
For EMEA: +44 (0) 20 7743 3300 • www.blackrock.com • investor.services@blackrock.com

TOP 10 HOLDINGS (%)

RWE AG	3.75%
ANALOG DEVICES INC	3.66%
NEXTERA ENERGY INC	3.57%
VESTAS WIND SYSTEMS A/S	3.53%
ENEL SPA	3.52%
GE VERNOVA INC	3.23%
RENESAS ELECTRONICS CORP	3.20%
ON SEMICONDUCTOR CORPORATION	3.05%
COMPAGNIE DE SAINT GOBAIN SA	2.55%
CADENCE DESIGN SYSTEMS INC	2.52%
Total of Portfolio	32.58%

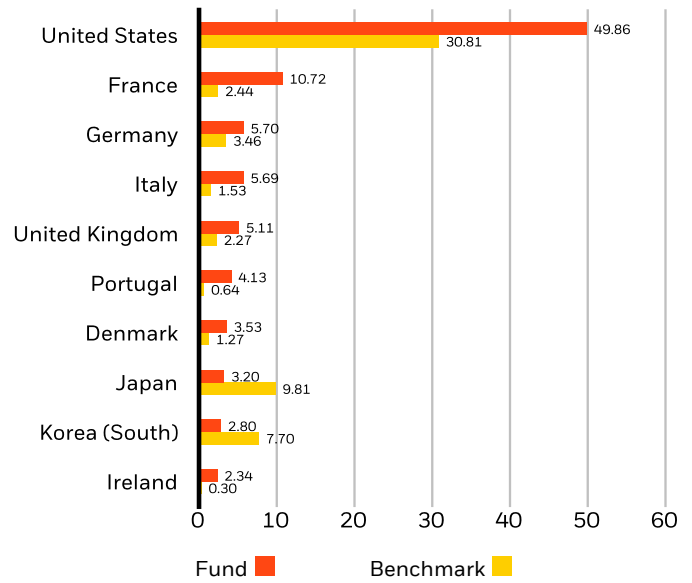
Holdings subject to change

SECTOR BREAKDOWN (%)



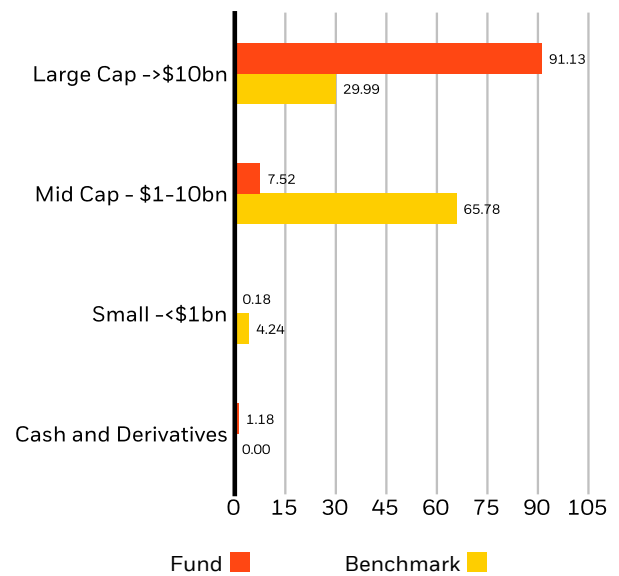
Allocations are subject to change. Source: BlackRock

GEOGRAPHIC BREAKDOWN (%)



Allocations are subject to change. Source: BlackRock

MARKET CAPITALISATION (%)



Allocations subject to change. Source: BlackRock

Contact Us

For EMEA: +44 (0) 20 7743 3300 • www.blackrock.com • investor.services@blackrock.com

GLOSSARY

SFDR Classification: Article 8: Products that promote environmental or social characteristics and promote good governance practices.

Article 9: Products that have sustainable investments as an objective and follow good governance practices. **Other:** Products that do not meet the criteria to be classified as Article 8 or 9.

Price to Earnings: A valuation ratio of a company's current share price compared to its per-share earnings in the current forecast year, calculated as current share price divided by current earnings per share.

Price to Book Ratio: represents the ratio of the current closing price of the share to the latest quarter's book value per share.

IMPORTANT INFORMATION:

'Negative weightings may result from specific circumstances (including timing differences between trade and settlement dates of securities purchased by the funds) and/or the use of certain financial instruments, including derivatives, which may be used to gain or reduce market exposure and/or risk management. Allocations are subject to change

The Morningstar Medalist RatingTM is the summary expression of Morningstar's forward-looking analysis of investment strategies using a rating scale of Gold, Silver, Bronze, Neutral, and Negative. The ratings indicate which investments Morningstar believes are likely to outperform a relevant index or peer group average on a risk-adjusted basis over time. Analysts assign three pillar ratings (People, Parent and Process) based on their qualitative assessment, subject to the oversight of the Analyst Rating Committee, and monitor and reevaluate them at least every 14 months. For more detailed information about these ratings and methodology, please go to global.morningstar.com/managerdisclosures. The ratings are not statements of fact, nor credit or risk ratings. The rating (i) should not be used as the sole basis in evaluating an investment product, (ii) involves unknown risks which may cause expectations not to occur or to differ from what was expected, (iii) are not guaranteed to be based on complete or accurate assumptions, (iv) involve the risk that the return target will not be met due to unforeseen changes in management, technology, economic development, interest rate development, operating and/or material costs, competitive pressure, supervisory law, exchange and tax rates, and/or changes in political and social conditions, and (v) should not be considered an offer or solicitation to buy or sell the investment product.

In the UK and Non-European Economic Area (EEA) countries: this is issued by BlackRock Investment Management (UK) Limited, authorised and regulated by the Financial Conduct Authority. Registered office: 12 Throgmorton Avenue, London, EC2N 2DL. Tel: + 44 (0)20 7743 3000. Registered in England and Wales No. 02020394. For your protection telephone calls are usually recorded. Please refer to the Financial Conduct Authority website for a list of authorised activities conducted by BlackRock.

BGF Funds: This document is marketing material. BlackRock Global Funds (BGF) is an open-ended investment company established and domiciled in Luxembourg which is available for sale in certain jurisdictions only. BGF is not available for sale in the U.S. or to U.S. persons. Product information concerning BGF should not be published in the U.S. BlackRock Investment Management (UK) Limited is the Principal Distributor of BGF and may terminate marketing at any time. In the UK subscriptions in BGF are valid only if made on the basis of the current Prospectus, the most recent financial reports and the Key Investor Information Document, and in EEA and Switzerland subscriptions in BGF are valid only if made on the basis of the current Prospectus, the most recent financial reports and the Packaged Retail and Insurance-based Investment Products Key Information Document (PRIIPs KID), which are available in the jurisdictions and local language where they are registered, these can be found at www.blackrock.com on the relevant product pages. Prospectuses, Key Investor Information Documents, PRIIPs KID and application forms may not be available to investors in certain jurisdictions where the Fund in question has not been authorised. Investors should understand all characteristics of the funds objective before investing. For information on investor rights and how to raise complaints please go to <https://www.blackrock.com/corporate/compliance/investor-right> available in in local language in registered jurisdictions.

Any research in this document has been procured and may have been acted on by BlackRock for its own purpose. The results of such research are being made available only incidentally. The views expressed do not constitute investment or any other advice and are subject to change. They do not necessarily reflect the views of any company in the BlackRock Group or any part thereof and no assurances are made as to their accuracy.

This document is for information purposes only and does not constitute an offer or invitation to anyone to invest in any BlackRock funds and has not been prepared in connection with any such offer.

© 2024 BlackRock, Inc. All Rights reserved. BLACKROCK, BLACKROCK SOLUTIONS and iSHARES are trademarks of BlackRock, Inc. or its subsidiaries in the United States and elsewhere. All other trademarks are those of their respective owners.

Contact Us

For EMEA: +44 (0) 20 7743 3300 • www.blackrock.com • investor.services@blackrock.com