

# BlackRock Dynamic Diversified Growth Fund

## Class A British Pound

### UK Retail Funds

Unless otherwise stated, Performance, Portfolio Breakdowns and Net Asset information as at: 31-May-2024. All other data as at 12-Jun-2024.

This document is marketing material. For Investors in the UK. Investors should read the KIID/PRIIPs document and prospectus prior to investing, and should refer to the prospectus for the funds full list of risks.

#### FUND OVERVIEW

- The Fund aims to provide a return on your investment (generated through an increase in the value of the assets held by the Fund and/or income received from those assets), which exceeds the Bank of England's Base Interest Rate by 3.5% per annum (gross of fees) over the medium to long term (3 to 5 consecutive years).
- Although the Fund aims to deliver this return over the medium term, there is no guarantee that this will be achieved over this time period, or any time period. The Fund's capital is at risk.
- The Fund invests on a global basis at least 80% of its total assets in fixed income securities (such as bonds), money-market instruments (i.e. debt securities with short term maturities), equity securities (e.g. shares), funds, deposits and cash.

#### RISK INDICATOR

##### Lower Risk

Potentially Lower Rewards

##### Higher Risk

Potentially Higher Rewards



**CAPITAL AT RISK:** The value of investments and the income from them can fall as well as rise and are not guaranteed. Investors may not get back the amount originally invested.

#### KEY RISKS:

- Changes to interest rates, credit risk and/or issuer defaults will have a significant impact on the performance of fixed income securities. Non-investment grade fixed income securities can be more sensitive to changes in these risks than higher rated fixed income securities. Potential or actual credit rating downgrades may increase the level of risk.
- The value of equities and equity-related securities can be affected by daily stock market movements. Other influential factors include political, economic news, company earnings and significant corporate events.
- Derivatives may be highly sensitive to changes in the value of the asset on which they are based and can increase the size of losses and gains, resulting in greater fluctuations in the value of the Fund. The impact to the Fund can be greater where derivatives are used in an extensive or complex way.
- Counterparty Risk: The insolvency of any institutions providing services such as safekeeping of assets or acting as counterparty to derivatives or other instruments, may expose the Fund to financial loss.
- Credit Risk: The issuer of a financial asset held within the Fund may not pay income or repay capital to the Fund when due. If a financial institution is unable to meet its financial obligations, its financial assets may be subject to a write down in value or converted (i.e. "bail-in") by relevant authorities to rescue the institution.
- Liquidity Risk: Lower liquidity means there are insufficient buyers or sellers to allow the Fund to sell or buy investments readily.

#### KEY FACTS

**Target<sup>††</sup>:** UK Base Rate +3.5% p.a Index  
**Asset Class:** Multi Asset  
**Fund Launch Date:** 29-Jun-2006  
**Share Class Launch Date:** 29-Jun-2006  
**Share Class Currency:** GBP  
**Use of Income:** Accumulating  
**Net Assets of Fund (M):** 1,072.94 GBP  
**Morningstar Category:** GBP Flexible Allocation  
**Domicile:** United Kingdom  
**ISIN:** GBOOB1577C37  
**Management Company:** BlackRock Fund Managers Ltd  
 \* or currency equivalent

#### FEES AND CHARGES

**Annual Management Fee:** 1.25%  
**Ongoing Charge:** 1.33%  
**Performance Fee:** 0.00%

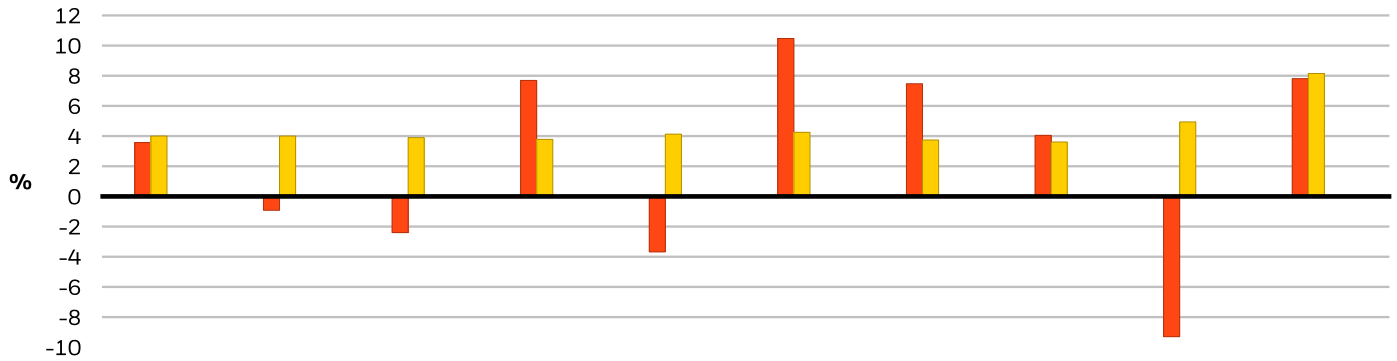
#### DEALING INFORMATION

**Minimum Initial Investment:** 500 GBP \*  
**Settlement:** Trade Date + 3 days  
**Dealing Frequency:** Daily, forward pricing basis  
 \* or currency equivalent

#### PORTFOLIO MANAGER(S)

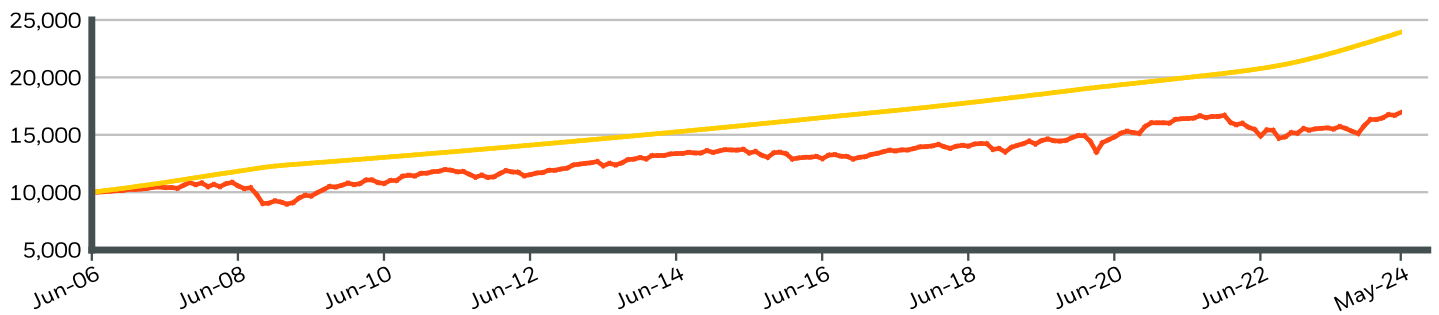
Adam Ryan  
 Conan McKenzie

**CALENDAR YEAR PERFORMANCE**



	2014	2015	2016	2017	2018	2019	2020	2021	2022	2023
<b>Share Class</b>	3.57	-0.92	-2.40	7.69	-3.68	10.47	7.47	4.05	-9.30	7.81
<b>Target<sup>††</sup></b>	4.00	4.00	3.90	3.78	4.13	4.25	3.74	3.61	4.94	8.15

**GROWTH OF HYPOTHETICAL 10,000 GBP SINCE INCEPTION**



**CUMULATIVE & ANNUALISED PERFORMANCE**

	CUMULATIVE (%)					ANNUALISED (% p.a.)		
	1m	3m	6m	YTD	1y	3y	5y	Since Inception
<b>Share Class</b>	1.43	2.89	7.32	3.78	8.65	1.10	3.59	2.99
<b>Target<sup>††</sup></b>	0.71	2.14	4.30	3.60	8.70	6.28	5.31	4.99

The figures shown relate to past performance. Past performance is not a reliable indicator of current or future performance and should not be the sole factor of consideration when selecting a product or strategy. Share Class and Benchmark performance displayed in GBP, hedged share class benchmark performance is displayed in GBP. Performance is shown on a Net Asset Value (NAV) basis, with gross income reinvested where applicable. The return of your investment may increase or decrease as a result of currency fluctuations if your investment is made in a currency other than that used in the past performance calculation. **Source:** BlackRock

**Share Class** BlackRock Dynamic Diversified Growth Fund Class A British Pound  
**Target<sup>††</sup>** UK Base Rate +3.5% p.a Index

**Contact Us**

For EMEA: 0800 445 522 • [www.blackrock.com](http://www.blackrock.com) • [investor.services@blackrock.com](mailto:investor.services@blackrock.com)

**TOP 10 HOLDINGS (%)**

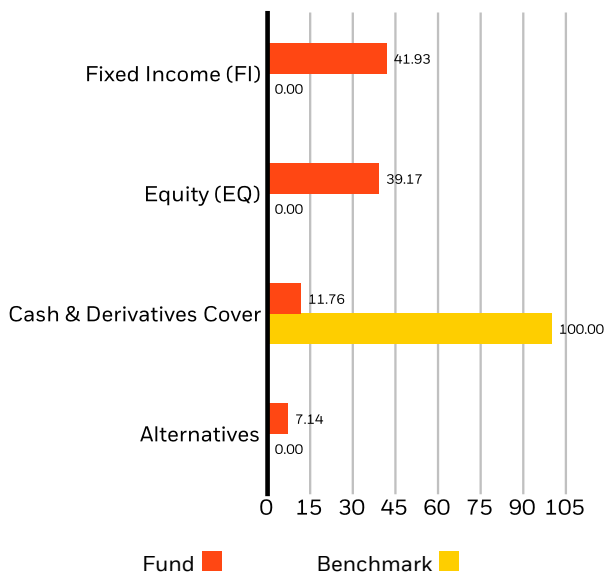
ISH GBP ULTSHRT BND ETF GBP DIST	6.25%
BGF EMERG MRKTS EQ INC FD D2 USD	3.25%
TRSWAP: ELTINTR4 INDEX	3.00%
ISHARES PHYSICAL GOLD ETC	2.96%
BLACKSTONE LOAN FINANCING LIMITED	2.72%
SCOTTISH MORTGAGE INVESTMENT TRUST	2.24%
TRSWAP: JCUBU7Y8 INDEX	2.15%
BLACKROCK SMALLER COMPANIES TRUST	1.82%
TRSWAP: BXIIRV1B INDEX	1.74%
BLUEFIELD SOLAR INCOME FUND LTD	1.64%
<b>Total of Portfolio</b>	<b>27.77%</b>

Holdings subject to change

**PORTFOLIO CHARACTERISTICS**

**Weighted Average Market Capitalization (M) :** 244,475,800 GBP  
**Modified Duration :** 1.51  
**Price to Book Ratio :** 1.79x  
**Price to Earnings Ratio :** 17.12x  
**Number of Holdings :** 1,038

**ASSET TYPE BREAKDOWN (%)**



<sup>2</sup>Allocations are subject to change. Source: BlackRock

**GEOGRAPHIC BREAKDOWN (%)**

Exposure breakdowns data is unavailable at this time.

**REGIONAL EXPOSURE (%)**

Exposure breakdowns data is unavailable at this time.

**Contact Us**

For EMEA: 0800 445 522 • [www.blackrock.com](http://www.blackrock.com) • [investor.services@blackrock.com](mailto:investor.services@blackrock.com)

# BlackRock Dynamic Diversified Growth Fund

## Class A British Pound

### UK Retail Funds

#### GLOSSARY

**Average Market Cap:** The average market capitalization of a fund's equity portfolio gives you a measure of the size of the companies in which the fund invests. Market capitalization is calculated by multiplying the number of a company's shares outstanding by its price per share.

**Price to Book Ratio:** represents the ratio of the current closing price of the share to the latest quarter's book value per share.

**Modified Duration:** A measure of price sensitivity of a bond to changes in interest rates. The Modified Duration of the fund is calculated as the average of the underlying bonds' modified duration values, adjusted to take account of their relative weight (size) within the fund.

**Price to Earnings:** A valuation ratio of a company's current share price compared to its per-share earnings in the current forecast year, calculated as current share price divided by current earnings per share.

#### IMPORTANT INFORMATION:

The Ongoing Charge may be discounted depending on the size of the fund.

<sup>2</sup>Due to the use of derivatives, reported asset allocation may not be fully reflective of the risk profile of the fund's market exposure. Allocations subject to change.

**In the UK and Non-European Economic Area (EEA) countries:** this is issued by BlackRock Investment Management (UK) Limited, authorised and regulated by the Financial Conduct Authority. Registered office: 12 Throgmorton Avenue, London, EC2N 2DL. Tel: + 44 (0)20 7743 3000. Registered in England and Wales No. 02020394. For your protection telephone calls are usually recorded. Please refer to the Financial Conduct Authority website for a list of authorised activities conducted by BlackRock.

This document is marketing material. BlackRock have not considered the suitability of this investment against your individual needs and risk tolerance. To ensure you understand whether our product is suitable, please read the Key Investor Information Document. Any decision to invest must be based solely on the information contained in the Company's Prospectus, Key Investor Information Document and the latest half-yearly report and unaudited accounts and/or annual report and audited accounts. Subscriptions in the Fund are valid only if made on the basis of the current Prospectus, the most recent financial reports and the Key Investor Information Document, which are available in registered jurisdictions and available in local language where registered can be found at [www.blackrock.com](http://www.blackrock.com) on the relevant product pages. Investors should understand all characteristics of the funds objective before investing. Prospectuses, Key Investor Information Documents and application forms may not be available to investors in certain jurisdictions where the Fund in question has not been authorised. BlackRock may terminate marketing at any time. For information on investor rights and how to raise complaints please go to [https:// www.blackrock.com/corporate/compliance/investor-right](https://www.blackrock.com/corporate/compliance/investor-right) available in in local language in registered jurisdictions.

Any research in this document has been procured and may have been acted on by BlackRock for its own purpose. The results of such research are being made available only incidentally. The views expressed do not constitute investment or any other advice and are subject to change. They do not necessarily reflect the views of any company in the BlackRock Group or any part thereof and no assurances are made as to their accuracy.

This document is for information purposes only and does not constitute an offer or invitation to anyone to invest in any BlackRock funds and has not been prepared in connection with any such offer.

© 2024 BlackRock, Inc. All Rights reserved. BLACKROCK, BLACKROCK SOLUTIONS and iSHARES are trademarks of BlackRock, Inc. or its subsidiaries in the United States and elsewhere. All other trademarks are those of their respective owners.

#### Contact Us

For EMEA: 0800 445 522 • [www.blackrock.com](http://www.blackrock.com) • [investor.services@blackrock.com](mailto:investor.services@blackrock.com)