



## Capital Group Japan Equity Fund (LUX)

### Fund information

**Fund launch date:** 20 April 2006

**Share class launch date:** 25 April 2013

**Objective:**

The fund seeks to achieve long-term growth of capital by investing normally in companies domiciled and/or having their principal place of business in Japan.

**Fund size:** £75 million

**ISIN:** LU0817826521

**Fund type:** UCITS

**Base currency:** JPY

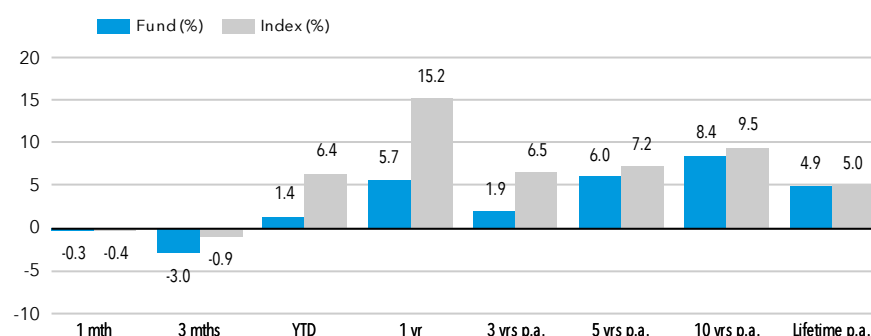
**Index:** TOPIX Total Return

### Fund results in GBP (Z shares) in 12-month periods to 31 May (%)

	May 2019 - May 2020	May 2020 - May 2021	May 2021 - May 2022	May 2022 - May 2023	May 2023 - May 2024
<b>Fund</b>	15.5	9.4	-7.0	7.7	5.7
<b>Index</b>	9.1	7.6	-2.3	7.2	15.2

### Supplementary information

#### Fund results



### Fund results in GBP (Z shares) in calendar year periods (%)

	2019	2020	2021	2022	2023
<b>Fund</b>	17.8	23.1	0.1	-9.6	7.3
<b>Index</b>	14.6	9.5	2.0	-4.1	13.3

Fund results are shown after fees and expenses and are calculated as the increase or decrease in net asset value of the fund over the relevant period. Results shown prior to the launch of the share class relate to older share classes, adjusted where necessary to reflect the management fee of the recipient share class. Results based on month-end NAV. See glossary for details.

### Factsheet

GBP - United Kingdom

Class Z shares

Asset class: Equity

Data as at 31 May 2024

### About Capital Group

Established in 1931 and employee owned, Capital Group is one of the largest, oldest and most stable investment managers in the world.

### The Capital System™

Our distinctive, active investment approach, harnesses high conviction investing from multiple investment professionals working independently alongside each other with the overall aim of producing smoother returns that align with our investors' long-term objectives.

### Portfolio managers

	Based in	CG (years)*	Industry (years)*
A.Horiguchi	Tokyo	23	30
A.Shiraishi	Los Angeles	20	26
D.Corrado	Tokyo	21	24
H.Gunji	Tokyo	8	25
K.Higashi	Los Angeles	20	28

\*Data as at 31 December 2023

### Research Portfolio

Research analysts conduct in depth, proprietary research on companies, they then make recommendations to portfolio managers and are also allocated part of the fund assets to manage.

### Synthetic Risk & Reward Indicator (SRRI)

1	2	3	4	5	6	7
---	---	---	---	---	---	---

#### Lower risk

Potentially lower rewards

#### Higher risk

Potentially higher rewards

This risk indicator is based on the assumption that you hold the product for 5 years. Please refer to Glossary for more information.

### Fund ratings



**Analyst-Driven %**

55

**Data Coverage %**

100

Overall rating among 1066 Japan Large-Cap Equity funds as at 30 April 2024.

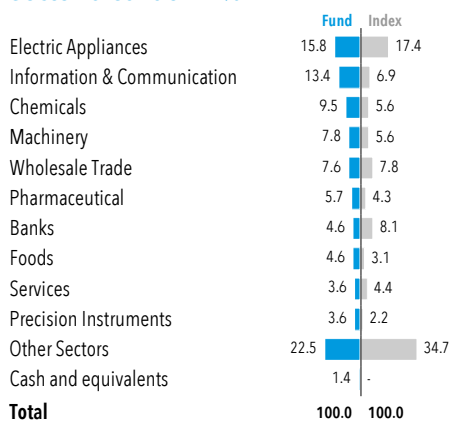
Morningstar Medalist rating™ as at 31 March 2024.

### Risks and other key information

The value of investments and income from them can go down as well as up and you may lose some or all of your initial investment. Past results are not a guarantee of future results. If the currency in which you invest strengthens against the currency in which the underlying investments of the fund are made, the value of your investment will decrease. Risks may be associated with investing in fixed income, emerging markets and/or high-yield securities; emerging markets are volatile and may suffer from liquidity problems. There are additional Counterparty, Equities and Operational risks associated with this fund.\*\*

# Capital Group Japan Equity Fund (LUX)

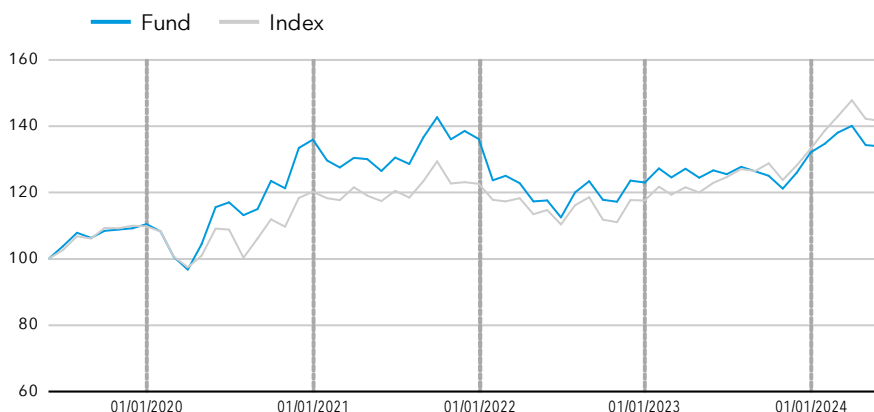
## Sector breakdown %



## Top 10 holdings

Company	Sector	% Fund
Daiichi Sankyo	Pharmaceutical	4.3
Tokyo Electron	Electric appliances	3.8
Resona Holdings	Banks	3.2
ITOCHU	Wholesale trade	3.0
Recruit Holdings	Services	3.0
Keyence	Electric appliances	2.9
Sony Group	Electric appliances	2.9
Shin-Etsu	Chemicals	2.5
SMC	Machinery	2.5
Toyota Motor	Transportation equipment	2.4
<b>Total</b>		<b>30.5</b>

## The value of a hypothetical 100 GBP investment



Fund results are shown after fees and expenses and are calculated as the increase or decrease in net asset value of the fund over the relevant period. Past results are not a guarantee of future results. Performance is shown for the past 5 years or since inception for funds launched within the period.

## Share class information (further share classes available at [capitalgroup.com/europe](https://capitalgroup.com/europe))

Class	NAV	Management fee p.a.	TER	Dividend yield	Min. investment	Bloomberg	ISIN	SEDOL
Z (Acc)	£16.06	0.750%	0.90%	n/a	none	CIFJEZG LX	LU0817826521	B9FHXD2
Zd (Inc)	£14.67	0.750%	0.90%	0.7%	none	CIFJZDG LX	LU0817827172	B7YLBW6

The charges you pay are used to pay the costs of running the fund, including the costs of marketing and distributing it. These charges reduce the potential growth of your investment. In addition to the Total Expense Ratio (TER), entry charges may apply according to provisions described in the Prospectus. Data is likely to change over time and does not constitute a commitment from the management company. Total Expense Ratio (TER) is calculated over the last 12 months with a one month lag. TER data is therefore as at 30 April 2024. Hedged share classes may be available.

## Reference information

Number of holdings	84
Fiscal year end	31 December
Dealing frequency	Daily
Domicile	Luxembourg
Investment adviser	Capital Research and Management Company
Turnover*	26.9%
ISA/SIPP eligible	
Standard deviation (3 years)	
Standard deviation (5 years)	

See glossary for more.

\*Turnover is calculated over the last 12 months as the lesser of monthly purchases and sales divided by average net assets.

**Aligned companies** – their core business is currently majority-aligned to the UN SDGs.

**Asset class** – A group of financial instruments which have similar financial characteristics and behave similarly in the market place. Examples include fixed income, equity and multi-asset.

**Balanced** – Funds investing in a flexible mix of equities and fixed income securities.

**Base currency** – The base currency of a mutual fund refers to the currency in which the fund's net asset value (NAV) is calculated.

**Bloomberg code** – Issued by Bloomberg, this is a code that uniquely identifies a specific securities issue.

**Composite** – A single group of discretionary portfolios that collectively represent a particular investment strategy or objective.

**Derivatives** – A derivative is a contract between two or more parties whose value is based on an agreed-upon underlying financial asset (like a security) or set of assets (like an index). Common underlying instruments include bonds, commodities, currencies, interest rates, market indexes, and stocks.

**Dividend** – A sum of money paid regularly by a company to its shareholders out of its profits (or reserves).

**Dividend yield** – Dividend yield represents the ratio of dividends paid over the last 12 months to the net asset value as of the last month end. However, an annualised dividend yield is calculated on the basis of the most recent dividend payment when, in the last 12 months, i) a share class has been launched for the first time or ii) a share class changed its dividend payment frequency or iii) the dividend payment frequency was modified as a result of a corporate event (for instance a special dividend distribution or a closure and relaunch of the share class).

**Effective duration** – Effective duration provides a measure of interest-rate sensitivity. The longer duration is, the more sensitive to shifts in interest rates.

**Emerging market** – An emerging market economy is the economy of a developing nation that is becoming more engaged with global markets as it grows.

**EMD** – Emerging market debt (EMD) is a term used to describe bonds issued by countries with developing economies as well as by corporations within those nations.

**Equity** – Shares of ownership in a company.

**Fixed income funds** – Funds investing primarily in fixed income securities.

**Fixed income securities** – A debt instrument issued by a government, corporate or other entity.

**Fund** – A financial vehicle made up of a pool of money collected from many investors to invest in securities such as stocks and bonds.

**Fund income yield** – Income Yield is total income earned by the fund, net of withholding taxes and before management fees and expenses, divided by average net assets over the past 12 months.

**Growth funds** – Equity funds focused on long-term capital appreciation.

**Growth and income funds** – Equity funds focused on generating long-term returns from a combination of capital appreciation and dividend income.

**Hedging** – A method of reducing unnecessary or unintended risk, in this case particularly as it pertains to currency.

**High yield** – A high yield bond is one with a lower credit rating than an investment grade bond. High yield bonds typically offer a higher rate of interest because of a greater risk of default.

**Index** – An index represents a particular market or segment of it, and is a tool used to describe the market and compare returns on specific investments.

**International Securities Identification Number (ISIN) Code** – A code that uniquely identifies a specific securities issue.

**Key Investor Information Document (KIID) / Key Information Document (KID)** – Document that provides key information about investment funds.

**Liquidity** – Liquidity describes the degree to which an asset or security can be quickly converted into cash without a significant concession in price.

**Multi-asset income** – Funds aiming to provide current and/or growing income by investing in a flexible mix of equities and fixed income securities.

**Net asset value (NAV)** – The month-end NAV is an additional, information-only NAV of the fund. It is calculated on the last week-day of the month, using the same methodology as used by indices, to enable investors to carry out comparisons with relevant benchmarks. No dealing activity can be based on such net asset value per share.

**PRIIPs** – Packaged retail investment and insurance-based products make up a broad category of financial assets provided to consumers in the European Union.

**Securitized** – Financial securities that are created by securitising individual loans (debt).

**SEDOL** – Stock Exchange Daily Official List

**Sustainable Finance Disclosure Regulation (SFDR)** – A European regulation that lays down harmonized rules for financial market participants on transparency with regard to the integration of sustainability risks and the provision of sustainability-related information for financial products.

**Share class** – Each Capital Group fund has different share classes, such as B and Z. Each share class will have different levels of minimum investment, fees and expenses, and returns will differ.

“Acc” are accumulating share classes.

“Inc” are dividend-distributing share classes (either net dividend, “d” or gross dividend “gd”).

“d” are dividend distributing share classes (net dividends).

“gd” are dividend-distributing classes (gross dividends).

“gdh” are dividend-distributing hedged classes (gross dividends).

“gdm” are dividend-distributing with a monthly frequency (gross dividends).

**Standard deviation** – Standard deviation is calculated after fees and is a measure of how much an investment's returns can vary from its average return.

**Synthetic Risk Indicator (SRI)** – The summary risk indicator is a guide to the level of risk of this product compared to other products. It shows how likely it is that the product will lose money because of movements in the markets or because we are not able to pay you. The figure in the table rates the likelihood of losing money in the future based on the Net Asset Value of this Share Class over the last ten years with the following ratings: 1 the lowest risk; 2 a low risk; 3 a medium-low risk; 4 a medium risk; 5 as a medium-high risk; 6 the second-highest risk; 7 the highest risk. Be aware of currency risk. If you select a foreign currency share class, you will be exposed to currency risk, receive payments in a different currency to your local currency and your final return will depend on the exchange rate between these two currencies. This risk is not considered in the SRI indicator.

**Synthetic Risk & Reward Indicator (SRRI)** – SRRI is a component of the UCITS KIID and illustrates a fund's risk and reward profile.

**Total expense ratio (TER)** – A measure of the total costs associated with running the fund, including marketing and distribution costs.

**Total return** – The overall actual rate of return of an investment over a given evaluation period.

**Transitioning companies** – those who are transitioning their business to higher positive alignment to the UN SDGs over the long term, with material near- to medium-term change expected.

**Turnover** – Turnover is calculated over the last 12 months as the lesser of monthly purchases and sales divided by the average net assets.

**UCITS** – Undertakings for Collective Investment in Transferable Securities (UCITS) is a regulatory framework that allows for the sale of cross-Europe mutual funds.

**UN Global Compact** – Conceived by the United Nations, a call to companies to align standards and operations with universal principles on human rights, labour, environment and anti-corruption.

**UN Sustainable Development Goals (SDGs)** – A collection of 17 interlinked objectives adopted by the United Nations in 2015 designed as a universal call to action to end poverty, protect the planet, and ensure that by 2030 all people enjoy peace and prosperity.

**Yield** – The income returned on an investment, such as the interest or dividends received from holding an asset. The yield is usually expressed as an annual percentage rate based on the investment's cost, current market.

## Fund risks

Fund	Key risks
Capital Group Japan Equity Fund (LUX)	5, 8, 11
<ol style="list-style-type: none"><li><b>1. ABS/MBS risk:</b> The fund may invest in mortgage- or asset-backed securities. The underlying borrowers of these securities may not be able to pay back the full amount that they owe, which may result in losses to the fund.</li><li><b>2. Bond Connect risk:</b> Investments in Chinese onshore bonds traded on CIBM via Bond Connect are subject to various risks associated with clearing and settlement, as well as liquidity, regulatory and counterparty risks.</li><li><b>3. Bonds risk:</b> The value of bonds can change as a result of interest rate changes – typically when interest rates rise, bond values fall. Funds investing in bonds are exposed to credit risk. A decline in the financial health of an issuer could cause the value of its bonds to fall or become worthless.</li><li><b>4. China IBM risk:</b> The fund may investment on the China Interbank Bond Market. This market can be volatile and subject to liquidity constraints due to low trading volumes. As a result, the price of debt securities traded on this market can fluctuate significantly, spreads may be large, and realisation costs may be significant.</li><li><b>5. Counterparty risk:</b> Other financial institutions provide services to the fund such as safekeeping of assets, or may serve as a counterparty to financial contracts such as derivatives. There is a risk the counterparty will not meet their obligations.</li><li><b>6. Derivative instruments risk:</b> Derivatives are financial instruments deriving their value from an underlying asset and may be used to hedge existing exposures or to gain economic exposure. A derivative instrument may not perform as expected, may create losses greater than the cost of the derivative and may result in losses to the fund.</li><li><b>7. Emerging markets risk:</b> Investments in emerging markets are generally more sensitive to risk events such as changes in the economic, political, fiscal and legal environment.</li><li><b>8. Equities risk:</b> The prices of equity securities may decline in response to certain events, including those directly involving the companies whose securities are owned by the fund, overall market changes, local, regional or global political, social or economic instability and currency fluctuations.</li><li><b>9. High yield bonds risk:</b> Lower rated or unrated debt securities, including high yield bonds, may, as a result, be subject to liquidity, volatility, default and counterparty risk.</li><li><b>10. Liquidity risk:</b> In stressed market conditions, certain securities held by the fund may not be able to be sold at full value, or at all. This could cause the fund to defer or suspend redemptions of its shares, meaning investors may not have immediate access to their investment.</li><li><b>11. Operational risk:</b> The risk of potential loss resulting from inadequate or failed internal processes, people and systems or from external events.</li><li><b>12. Shanghai-Hong Kong and Shenzhen-Hong Kong Stock Connect risk:</b> This fund may invest in securities traded and cleared on these two programs, they are subject to risks associated with the legal and technical framework of Stock Connect and/or may involve clearing and settlement, regulatory and counterparty risks.</li><li><b>13. Sustainability risk:</b> Environmental, social or governance event or condition that, if it occurs, could cause an actual or potential material negative impact on the value of an investment of the fund.</li></ol>	

# Regulatory information

This communication is intended for the internal and confidential use of the recipient and not for onward transmission to any other third party.

This communication is issued by Capital International Management Company Sàrl (CIMC), unless otherwise stated, which is regulated by the Luxembourg CSSF - Commission de Surveillance du Secteur Financier. CIMC manages the Luxembourg-based UCITS fund(s), organised as a SICAV, which is a (are) sub-fund(s) of Capital International Fund (CIF).

In Hong Kong, this communication has been prepared by Capital International, Inc. (CIInc), a member of Capital Group, a company incorporated in California, United States of America. The liability of members is limited.

In Singapore, this communication has been prepared by Capital Group Investment Management Pte. Ltd. (CGIMPL), a member of Capital Group, a company incorporated in Singapore.

This advertisement or publication has not been reviewed by the Monetary Authority of Singapore, the Securities & Futures Commission of Hong Kong, or any other regulator.

This communication is of a general nature, and not intended to provide investment, tax or other advice, or to be a solicitation to buy or sell any securities. All information is as at the date indicated and attributed to Capital Group unless otherwise stated. While Capital Group uses reasonable efforts to obtain information from third-party sources that it believes to be accurate, this cannot be guaranteed.

The fund(s) is (are) offered only by Prospectus, together with any locally required offering documentation. In Europe, this is the PRIIPs Key Information Document (KID), in the UK the UCITS Key Investor Information Document (KIID), in Singapore the Product Highlights Sheet (PHS) and in Hong Kong the Product Key Facts Statement (KFS). These documents are available free of charge and in English at [capitalgroup.com](http://capitalgroup.com), and should be read carefully before investing.

## **Investors acquire shares of the fund, not the underlying assets.**

The material is not intended to be distributed or used by persons in jurisdictions that prohibit its distribution. If you act as representative of a client it is your responsibility to ensure that the offering or sale of fund shares complies with relevant local laws and regulations.

## **The information in relation to the index is provided for context and illustration only. The fund is actively managed. It is not managed in reference to a benchmark.**

**For Italy:** A full list of Paying Agents and Distributors is located on the website stated.

**For Spain:** A list of distributors is located at [CNMV.es](http://CNMV.es). CIF is registered with the Comisión Nacional del Mercado de Valores ('CNMV') under the number 983.

**For Switzerland:** The Representative in Switzerland: Capital International Sàrl, 3 place des Bergues, 1201 Genève. Paying agent in Switzerland for CIF: JPMorgan (Suisse) SA, 8 rue de la Confédération, 1204 Genève.

**For Taiwan:** Inquiries regarding investment in any fund product available for sale in Taiwan should be addressed to our local Master Agent, Ezfunds Securities Investment Consulting Enterprise Ltd., 5F.-1, No.22, Ln. 407, Sec. 2, Tiding Blvd., Neihu Dist., Taipei City 114, Taiwan.

**For UK:** Compensation will not be available under the UK Financial Services Compensation Scheme.

The list of countries where the Fund is registered for distribution can be obtained online at <http://www.capitalgroup.com>

In Europe, facilities to investors (tasks according to Article 92 of the Directive 2019/1160, points b) to f)), are available at [www.capitalgroup.com/individual-investors/lu/en/contact-us.html](http://www.capitalgroup.com/individual-investors/lu/en/contact-us.html)

**For European investors, a summary of Fund Shareholder Rights is available at [www.capitalgroup.com/eacg/entry-page/shared/summary-of-investor-rights.html](http://www.capitalgroup.com/eacg/entry-page/shared/summary-of-investor-rights.html)**

**CIMC may decide to terminate its arrangements for marketing any or all of the sub-funds of Capital International Fund in any EEA country or in any other jurisdictions where such sub-fund(s) is/are registered for sale at any time, in which case it will do so in accordance with the relevant UCITS rules.**

All Capital Group trademarks are owned by The Capital Group Companies, Inc. or an affiliated company. All other company names mentioned are the property of their respective companies.

© 2024 Capital Group. All rights reserved.

Morningstar data: © 2024 Morningstar, Inc. All rights reserved. The information contained herein: (1) is proprietary to Morningstar and/or its content providers; (2) may not be copied or distributed; and (3) is not warranted to be accurate, complete or timely. Neither Morningstar nor its content providers are responsible for any damages or losses arising from any use of this information. Past performance is no guarantee of future results. For more detailed information about Morningstar's Medalist Rating, including its methodology, please go to: [global.morningstar.com/managerdisclosures](http://global.morningstar.com/managerdisclosures).