

A Income GBP | Data as at 31.05.2024

Fund objectives and investment policy

The Fund aims to provide income and capital growth in excess of the FTSE All Share (Gross Total Return) Index (after fees have been deducted) over a three to five year period by investing in equity and equity related securities of UK companies.

Above is the Investment Objective of the fund. For details on the full fund's Investment Policy please see the KIID.

Relevant risks associated with an investment in this fund are shown below and should be carefully considered before making any investment. Past Performance is not a guide to future performance and may not be repeated. The value of investments and the income from them may go down as well as up and investors may not get back the amounts originally invested. Exchange rate changes may cause the value of investments to fall as well as rise. Performance data does not take into account any commissions and costs, if any, charged when units or shares of any fund, as applicable, are issued and redeemed.

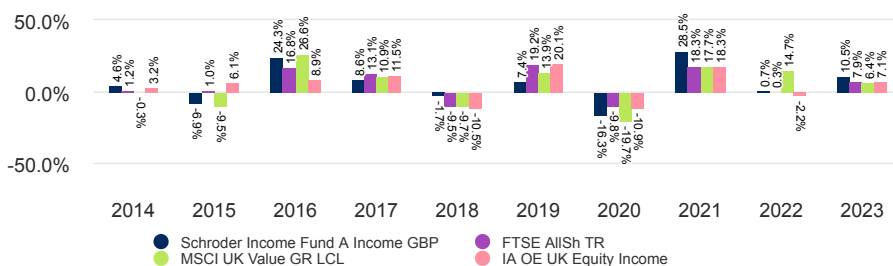
Share class performance (%)

| Cumulative performance | 1 month | 3 months | YTD | 1 year | 3 years | 5 years | 10 years |
|------------------------|---------|----------|-----|--------|---------|---------|----------|
| Share class (Net) | 4.8 | 12.6 | 8.3 | 18.8 | 31.7 | 38.0 | 75.2 |
| Target | 2.4 | 9.9 | 8.7 | 15.4 | 25.5 | 37.3 | 77.6 |
| Comparator 1 | 2.1 | 13.4 | 9.9 | 19.1 | 42.8 | 35.2 | 59.7 |
| Comparator 2 | 3.2 | 10.7 | 8.6 | 15.3 | 19.3 | 33.1 | 65.9 |

| Discrete yearly performance (%) | May 14 - May 15 | May 15 - May 16 | May 16 - May 17 | May 17 - May 18 | May 18 - May 19 | May 19 - May 20 | May 20 - May 21 | May 21 - May 22 | May 22 - May 23 | May 23 - May 24 |
|---------------------------------|-----------------|-----------------|-----------------|-----------------|-----------------|-----------------|-----------------|-----------------|-----------------|-----------------|
| Share class (Net) | 10.3 | -8.9 | 22.2 | 13.5 | -8.9 | -24.7 | 39.2 | 15.4 | -3.9 | 18.8 |
| Target | 7.5 | -6.3 | 24.5 | 6.5 | -3.2 | -11.2 | 23.1 | 8.3 | 0.4 | 15.4 |
| Comparator 1 | 3.2 | -13.6 | 28.6 | 9.9 | -6.3 | -21.7 | 21.0 | 22.7 | -2.4 | 19.1 |
| Comparator 2 | 10.7 | -4.1 | 19.2 | 3.9 | -5.1 | -12.4 | 27.4 | 5.4 | -1.8 | 15.3 |

| Calendar year performance | 2014 | 2015 | 2016 | 2017 | 2018 | 2019 | 2020 | 2021 | 2022 | 2023 |
|---------------------------|------|------|------|------|-------|------|-------|------|------|------|
| Share class (Net) | 4.6 | -6.9 | 24.3 | 8.6 | -1.7 | 7.4 | -16.3 | 28.5 | 0.7 | 10.5 |
| Target | 1.2 | 1.0 | 16.8 | 13.1 | -9.5 | 19.2 | -9.8 | 18.3 | 0.3 | 7.9 |
| Comparator 1 | -0.3 | -9.5 | 26.6 | 10.9 | -9.7 | 13.9 | -19.7 | 17.7 | 14.7 | 6.4 |
| Comparator 2 | 3.2 | 6.1 | 8.9 | 11.5 | -10.5 | 20.1 | -10.9 | 18.3 | -2.2 | 7.1 |

Performance over 10 years (%)



Please see the Benchmark section under Important information for more details.

Ratings and accreditation



Please refer to the Source and ratings information section for details on the icons shown above.

Fund facts

| | |
|-------------------------|------------------------------|
| Fund manager | Andrew Evans Kevin Murphy |
| Managed fund since | 01.11.2022 ; 18.05.2010 |
| Fund management company | Schroder Unit Trusts Limited |
| Domicile | United Kingdom |
| Fund launch date | 31.05.1987 |
| Share class launch date | 31.05.1987 |
| Fund base currency | GBP |
| Share class currency | GBP |
| Fund size (Million) | GBP 1,161.68 |
| Number of holdings | 44 |
| Target | FTSE AllSh TR |
| Comparator 1 | MSCI UK Value GR LCL |
| Comparator 2 | IA OE UK Equity Income |
| Unit NAV | GBP 12.2800 |
| Dealing frequency | Daily |
| Distribution frequency | Semi-Annually |

Fees & expenses

| | |
|----------------|-------|
| Ongoing charge | 1.64% |
| Redemption fee | 0.00% |

Purchase details

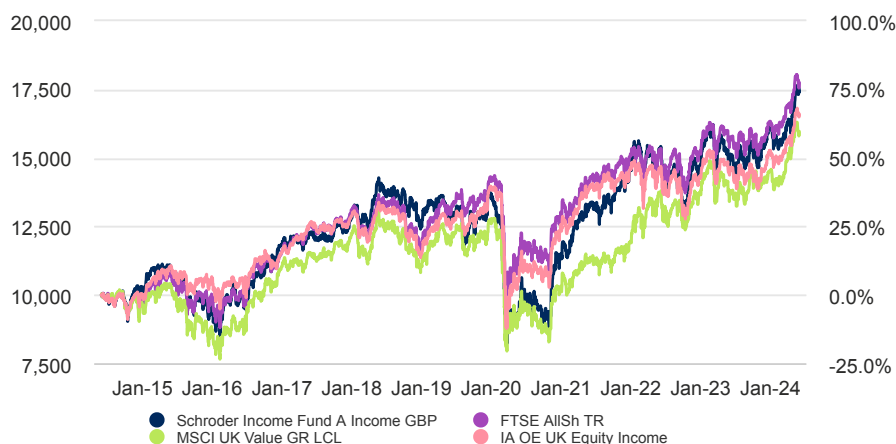
| | |
|------------------------------|--|
| Minimum initial subscription | GBP 1,000 eller Monthly avdrag av GBP 50 |
|------------------------------|--|

Codes

| | |
|-----------|--------------|
| ISIN | GB0007648909 |
| Bloomberg | SCHRINI LN |
| SEDOL | 0764890 |

A Income GBP | Data as at 31.05.2024

10 year return of GBP 10,000



The chart is for illustrative purposes only and does not reflect an actual return on any investment.

Returns are calculated bid to bid (which means performance does not include the effect of any initial charges), net income reinvested, net of fees.

Risk considerations

Capital erosion: As a result of fees being charged to capital, the distributable income of the fund may be higher, but there is the potential that performance or capital value may be eroded.

Concentration risk: The fund may be concentrated in a limited number of geographical regions, industry sectors, markets and/or individual positions. This may result in large changes in the value of the fund, both up or down.

Counterparty risk: The fund may have contractual agreements with counterparties. If a counterparty is unable to fulfil their obligations, the sum that they owe to the fund may be lost in part or in whole.

Currency risk: The fund may lose value as a result of movements in foreign exchange rates, otherwise known as currency rates.

Derivatives risk: Derivatives, which are financial instruments deriving their value from an underlying asset, may be used to manage the portfolio efficiently. A derivative may not perform as expected, may create losses greater than the cost of the derivative and may result in losses to the fund.

Higher volatility risk: The price of this fund may be volatile as it may take higher risks in search of higher rewards, meaning the price may go up and down to a greater extent.

IBOR risk: The transition of the financial markets away from the use of interbank offered rates (IBORs) to alternative reference interest rates may impact the valuation of certain holdings and disrupt liquidity in certain instruments. This may impact the investment performance of the fund.

Liquidity risk: In difficult market conditions, the fund may not be able to sell a security for full value or at all. This could affect performance and could cause the fund to defer or suspend redemptions of its shares, meaning investors may not be able to have immediate access to their holdings.

Market risk: The value of investments can go up and down and an investor may not get back the amount initially invested.

Operational risk: Operational processes, including those related to the safekeeping of assets, may fail. This may result in losses to the fund.

Performance risk: Investment objectives express an intended result but there is no guarantee that such a result will be achieved. Depending on market conditions and the macro economic environment, investment objectives may become more difficult to achieve.

Synthetic risk & reward indicator (SRI)

LOWER RISK

Potentially lower reward

HIGHER RISK

Potentially higher reward



The risk category was calculated using historical performance data and may not be a reliable indicator of the fund's future risk profile. The fund's risk category is not guaranteed to remain fixed. Please see the Key Investor Information Document for more information.

Risk statistics & financial ratios

| | Fund | Target |
|-------------------------------------|------|--------|
| Annual volatility (%) (3y) | 14.3 | 10.8 |
| Alpha (%) (3y) | 1.0 | - |
| Beta (3y) | 1.2 | - |
| Sharpe ratio (3y) | 0.5 | 0.5 |
| Information ratio (3y) | 0.3 | - |
| 12 Month yield | 4.5 | - |
| Dividend Yield (%) | 5.0 | - |
| Price to book | 1.0 | - |
| Price to earnings | 13.7 | - |
| Predicted Tracking error (%) | 5.7 | - |

Source: Morningstar, and Schroders for the Predicted tracking error. The above ratios are based on bid to bid price based performance data.

For help in understanding any terms used, please visit

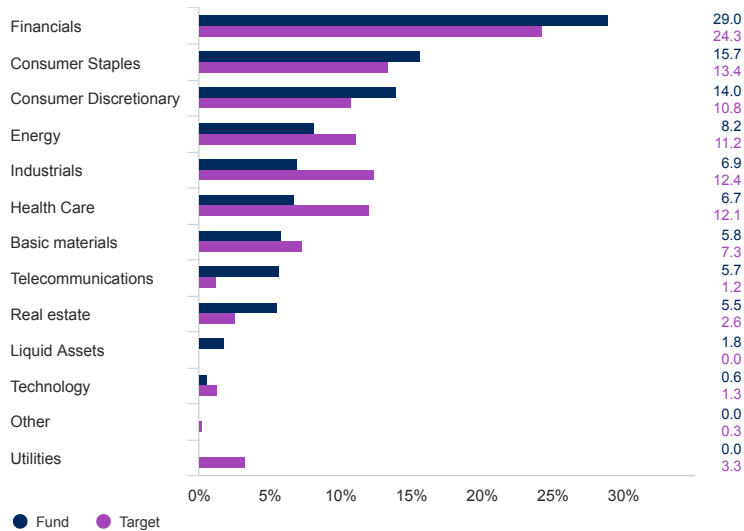
<https://www.Schroders.com/en/glossary/> These financial ratios refer to the average of the equity holdings contained in the fund's portfolio and in the benchmark (if mentioned) respectively.

A Income GBP | Data as at 31.05.2024

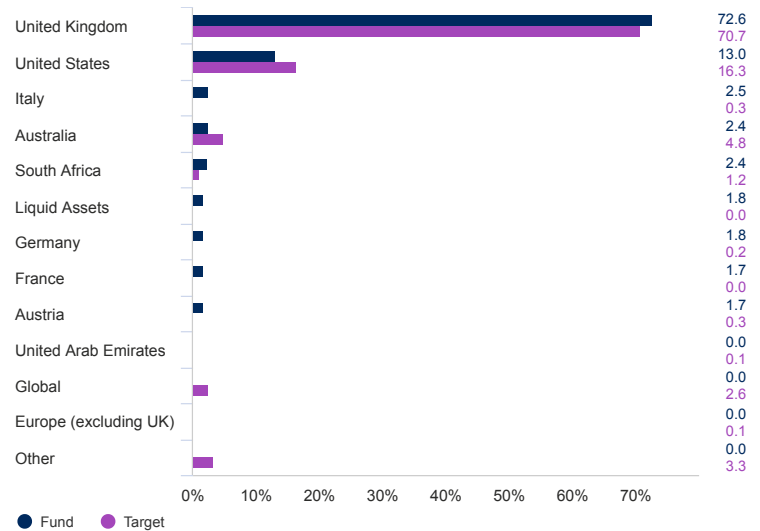
Asset allocation

Target refers to the Benchmark listed in the Fund facts section and described under the Share class performance section on page 1.

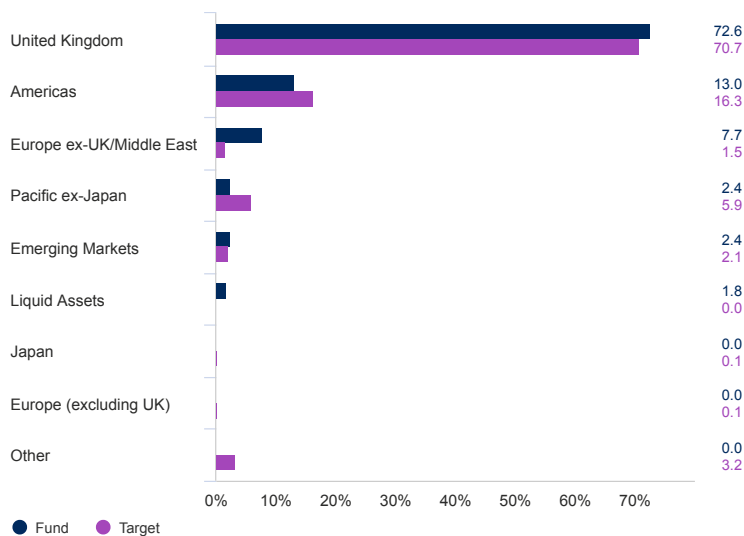
Sector (%)



Geographical breakdown (%)



Region (%)



Top 10 holdings (%)

| Holding name | % |
|--|-----|
| HSBC Holdings PLC | 3.7 |
| Barclays PLC | 3.7 |
| NatWest Group PLC | 3.6 |
| British Land Co PLC/The | 3.2 |
| Shell PLC | 3.1 |
| International Distributions Services PLC | 3.0 |
| British American Tobacco PLC | 3.0 |
| Marks & Spencer Group PLC | 3.0 |
| Aviva PLC | 3.0 |
| Tesco PLC | 2.7 |

Source: Schroders. Top holdings and asset allocation are at fund level.

Contact information

Schroder Unit Trusts Limited
1 London Wall Place
London
United Kingdom
EC2Y 5AU
Tel: 0800 182 2399
Fax:

For your security, communications may be taped or monitored.

A Income GBP | Data as at 31.05.2024

Information relating to changes in fund manager, investment objective, benchmark and corporate action information

Please note that the fund's benchmarks were changed on 31 March 2021. The past performance in the above table is based on the fund's benchmarks (Target benchmark: FTSE All Share (Gross Total Return) index. Comparator benchmark: Investment Association UK Equity Income sector average return) in place prior to this date. Going forward, this table will show past performance from this date based on the new benchmarks (Target benchmark: FTSE All Share (Gross Total Return) Index. Comparator benchmarks: MSCI UK Value (Gross Total Return) Index and the Investment Association UK Equity Income sector average return).

Benchmarks: (If applicable)

Some performance differences between the fund and the benchmark may arise because the fund performance is calculated at a different valuation point from the benchmark. The target benchmark has been selected because it is representative of the type of investments in which the fund is likely to invest, and it is, therefore, an appropriate target in relation to the return that the fund aims to provide. The comparator benchmark has been selected because the investment manager believes that the benchmark is a suitable comparison for performance purposes given the fund's investment objective and policy. The investment manager invests on a discretionary basis and there are no restrictions on the extent to which the fund's portfolio and performance may deviate from the benchmark. The investment manager will invest in companies or sectors not included in the benchmark in order to take advantage of specific investment opportunities.

Source and ratings information

Source of all performance data, unless otherwise stated: Morningstar, bid to bid, net income reinvested, net of fees.

Morningstar Rating: © Morningstar 2024. All Rights Reserved. The information contained herein: (1) is proprietary to Morningstar and/or its content providers; (2) may not be copied or distributed; and (3) is not warranted to be accurate, complete or timely. Neither Morningstar nor its content providers are responsible for any damages or losses arising from any use of this information. Past performance is no guarantee of future results.

A Income GBP | Data as at 31.05.2024

Important information**Costs:**

Certain costs associated with your investment in the fund may be incurred in a different currency to that of your investment. These costs may increase or decrease as a result of currency and exchange rate fluctuations.

If a performance fee is applicable to this fund, details of the performance fee model and its computation methodology can be found in the fund's prospectus. This includes a description of the performance fee calculation methodology, the dates on which the performance fee is paid and details of how the performance fee is calculated in relation to the fund's performance fee benchmark, which may differ from the benchmark in the fund's investment objective or investment policy.

For further information regarding the costs and charges associated with your investment, please consult the funds' offering documents and annual report.

General:

For help in understanding any terms used, please visit address <https://www.schroders.com/en-gb/uk/individual/glossary/> The fund is an authorised unit trust. Subscriptions for fund units can only be made on the basis of its latest Key Investor Information Document, Supplementary Information Document and Prospectus, together with the latest audited annual report (and subsequent unaudited semi-annual report, if published), copies are available in English and can be obtained, free of charge, from Schroder Unit Trusts Limited. These can be requested via our website at www.schroders.co.uk, or by calling the Investor Services Team on 0800 182 2399 requesting a printed version. Any reference to regions/ countries/ sectors/ stocks/ securities is for illustrative purposes only and not a recommendation to buy or sell any financial instruments or adopt a specific investment strategy. For help in understanding any terms used, please visit address <https://www.schroders.com/en-gb/uk/individual/glossary/> The fund is an authorised unit trust. Subscriptions for fund units can only be made on the basis of its latest Key Investor Information Document, Supplementary Information Document and Prospectus, together with the latest audited annual report (and subsequent unaudited semi-annual report, if published), copies are available in English and can be obtained, free of charge, from Schroder Unit Trusts Limited. These can be requested via our website at www.schroders.co.uk, or by calling the Investor Services Team on 0800 182 2399 requesting a printed version. Reliance should not be placed on any views or information in the material when taking individual investment and/or strategic decisions. Any reference to regions/ countries/ sectors/ stocks/ securities is for illustrative purposes only and not a recommendation to buy or sell any financial instruments or adopt a specific investment strategy. The material is not intended to provide, and should not be relied on for, accounting, legal or tax advice, or investment recommendations. Reliance should not be placed on any views or information in the material when taking individual investment and/or strategic decisions. Past Performance is not a guide to future performance and may not be repeated. The material is not intended to provide, and should not be relied on for, accounting, legal or tax advice, or investment recommendations. The value of investments and the income from them may go down as well as up and investors may not get back the amounts originally invested. Exchange rate changes may cause the value of investments to fall as well as rise. Schroders has expressed its own views and opinions in this document and these may change. Past Performance is not a guide to future performance and may not be repeated. The value of investments and the income from them may go down as well as up and investors may not get back the amounts originally invested. Exchange rate changes may cause the value of investments to fall as well as rise. The views and opinions contained herein are those of the individuals to whom they are attributed and may not necessarily represent views expressed or reflected in other Schroders communications, strategies or funds. Schroders has expressed its own views and opinions in this document and these may change. This information is a marketing communication. Information herein is believed to be reliable but Schroders does not warrant its completeness or accuracy. The views and opinions contained herein are those of the individuals to whom they are attributed and may not necessarily represent views expressed or reflected in other Schroders communications, strategies or funds. This information is a marketing communication. The data contained in this document has been sourced by Schroders and should be independently verified. Third party data is owned or licenced by the data provider and may not be reproduced, extracted or used for any other purpose without the data provider's consent. Neither Schroders, nor the data provider, will have any liability in connection with the third-party data. Schroders will be a data controller in respect of your personal data. For information on how Schroders might process your personal data, please view our Privacy Policy available at <https://www.schroders.com/en/global/individual/footer/privacy-statement/> or on request should you not have access to this webpage. Information herein is believed to be reliable but Schroders does not warrant its completeness or accuracy. The data contained in this document has been sourced by Schroders and should be independently verified. Third party data is owned or licenced by the data provider and may not be reproduced, extracted or used for any other purpose without the data provider's consent. Neither Schroders, nor the data provider, will have any liability in connection with the third-party data. For your security, communications may be recorded or monitored. We recommend you seek financial advice from an Independent Adviser before making an investment decision. If you don't already have an Adviser, you can find one at www.unbiased.co.uk or www.vouchedfor.co.uk Before investing in an Investment Trust, refer to the prospectus, the latest Key Information Document (KID) and Key Features Document (KFD) at www.schroders.co.uk/investor or on request. Issued by Schroder Unit Trusts Limited, 1 London Wall Place, London EC2Y 5AU. Registration No 4191730 England. Authorised and regulated by the Financial Conduct Authority Issued by Schroder Pension Management Limited, 1 London Wall Place, London EC2Y 5AU. Registration No 5606609 England. Authorised by the Prudential Regulation Authority and regulated by the Prudential Regulation Authority and the Financial Conduct Authority. This document may contain "forward-looking" information, such as forecasts or projections. Please note that any such information is not a guarantee of any future performance and there is no assurance that any forecast or projection will be realised. Schroders will be a data controller in respect of your personal data. For information on how Schroders might process your personal data, please view our Privacy Policy available at <https://www.schroders.com/en/global/individual/footer/privacy-statement/> or on request should you not have access to this webpage. For your security, communications may be recorded or monitored. Issued by Schroder Unit Trusts Limited, 1 London Wall Place, London EC2Y 5AU. Registration No 4191730 England. Authorised and regulated by the Financial Conduct Authority FTSE index: LSEG is the administrator of certain indices and benchmarks as detailed at <https://www.lseg.com/en/ftse-russell/benchmarks>. No other information provided, displayed or contained in any LSEG service is made available for use as a benchmark, whether in relation to a financial instrument, financial contract or to measure the performance of an investment fund, or otherwise in a way that would require the relevant information to be administered by a benchmark administrator pursuant to the Benchmarks Regulation (the "Prohibited Use"). LSEG does not grant rights for you to access or use such information for the Prohibited Use and you may breach the Benchmarks Regulation and/or any contract with LSEG if you do. In the event that you identify the Prohibited Use of information by any person, you must promptly notify LSEG and provide such

A Income GBP | Data as at 31.05.2024

details as we may reasonably request to ensure the cessation of the Prohibited Use, where appropriate. Notwithstanding the foregoing, where you have entered into a direct license with a third-party provider which permits the Prohibited Use with respect to such third party provider's information, you are solely responsible for compliance with Benchmarks Regulation and LSEG shall have no liability or responsibility for any loss or damages that arise from or in connection with the Prohibited Use. LSEG and its affiliates do not warrant that any information is provided in compliance with the Benchmarks Regulation and accept no liability and have no responsibility for any loss or damages that arise from or in connection with the Prohibited Use of the information. "Benchmarks Regulation" means, in respect of the EEA, EU Regulation 2016/1011, in respect of UK, UK benchmarks regulation and in respect of another country, the equivalent legislation. If you are in any doubt about the meaning of the Prohibited Use or your obligations under the Benchmarks Regulation, you should seek professional advice MSCI index: Source: MSCI. The MSCI information may only be used for your internal use, may not be reproduced or disseminated in any form and may not be used as a basis for or a component of any financial instruments or products or indices. None of the MSCI information is intended to constitute investment advice or a recommendation to make (or refrain from making) any kind of investment decision and may not be relied on as such. Historical data and analysis should not be taken as an indication or guarantee of any future performance analysis, forecast or prediction. The MSCI information is provided on an "as is" basis and the user of this information assumes the entire risk of any use made of this information. MSCI, each of its affiliates and each other person involved in or related to compiling, computing or creating any MSCI information (collectively, the "MSCI Parties") expressly disclaims all warranties (including, without limitation, any warranties of originality, accuracy, completeness, timeliness, non-infringement, merchantability and fitness for a particular purpose) with respect to this information. Without limiting any of the foregoing, in no event shall any MSCI Party have any liability for any direct, indirect, special, incidental, punitive, consequential (including, without limitation, lost profits) or any other damages. (www.msci.com)