



Artemis US Smaller Companies Fund

Class I accumulation shares, GBP hedged

MARKETING COMMUNICATION

145.70p
price at 31 May 2024

0.870%
ongoing charge

June 2024 (data as of 31 May 2024)

OBJECTIVE AND INVESTMENT POLICY

Objective

To grow capital over a five year period.

Investment policy

What the fund invests in

- 80% to 100% in shares of smaller companies which, when first acquired, have a market value of less than USD 10 billion.
- Up to 20% in bonds, cash and near cash, other transferable securities, other funds (up to 10%) managed by Artemis and third party funds, and money market instruments.

Use of derivatives

The fund may use derivatives for efficient portfolio management purposes to:

- reduce risk
- manage the fund efficiently.

Where the fund invests

- United States of America, including companies in other countries that are headquartered or have a significant part of their activities in the USA.

Industries the fund invests in

- Any

Other limitations specific to this fund

- None

Investment strategy

- The fund is actively managed.
- The manager uses multiple sources of information, both to generate ideas and to assist in validating and testing candidate companies for investment. This is complemented by techniques such as data mining (examining large databases of information) and financial analysis.
- External research is also used in order to tap into knowledge already available and to look for different views.
- The manager carries out a significant amount of analysis of wider economic trends to understand cyclical and long-term trends and the outlook.

Benchmarks

- Russell 2000 TR
A widely-used indicator of the performance of US smaller companies, in which the fund invests in. It acts as a 'comparator benchmark' against which the fund's performance can be compared. Management of the fund is not restricted by this benchmark.
- IA North American Smaller Companies NR
A group of other asset managers' funds that invest in similar asset types as this fund, collated by the Investment Association. It acts as a 'comparator benchmark' against which the fund's performance can be compared. Management of the fund is not restricted by this benchmark.

For the latest fund and market commentaries, visit www.artemisfunds.com/insights, and for any important changes to y(our) funds, visit www.artemisfunds.com/fund-changes.



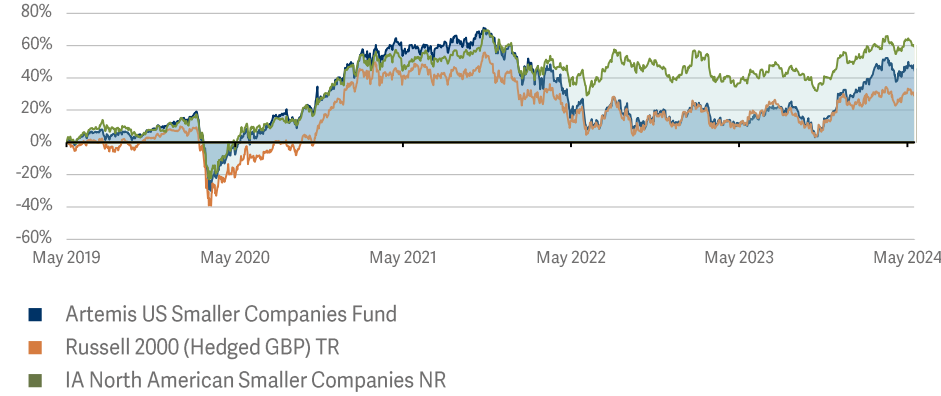
PERFORMANCE

Past performance is not a guide to the future.

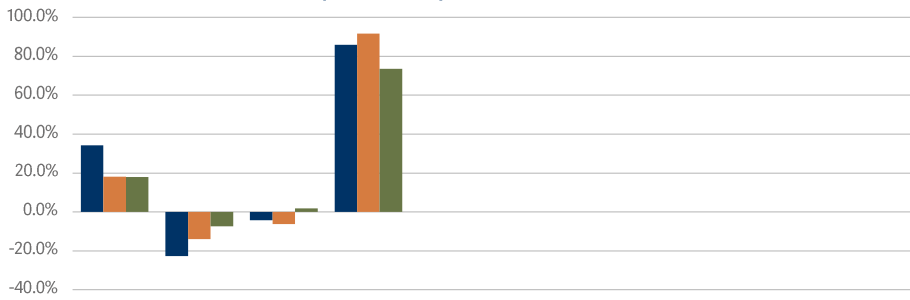
CUMULATIVE PERFORMANCE

	Since launch	5 yrs	3 yrs	1 yr	6 mo	3 mo	1 mo
Artemis US Smaller Companies Fund	45.7%	48.4%	-9.1%	31.5%	25.6%	2.5%	1.6%
Russell 2000 (Hedged GBP) TR	31.0%	38.3%	-9.1%	18.4%	14.9%	1.0%	5.0%
IA North American Smaller Companies NR	60.2%	60.0%	6.7%	15.9%	14.7%	0.6%	1.4%

PERCENTAGE GROWTH

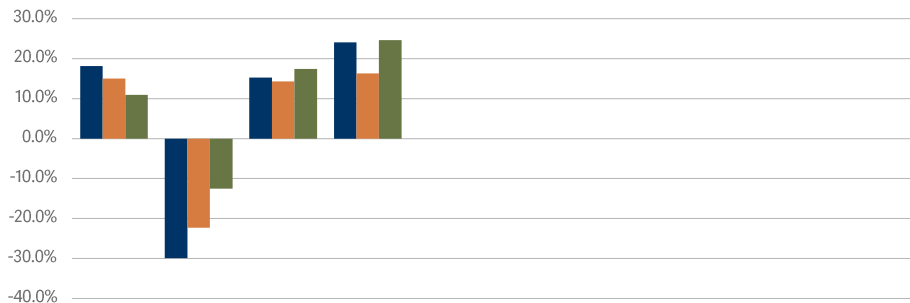


12 MONTHS TO QUARTER END (31 MARCH)



	2024	2023	2022	2021	2020	2019	2018	2017	2016	2015
Artemis US Smaller Companies Fund	34.2%	-22.6%	-4.2%	85.9%	n/a	n/a	n/a	n/a	n/a	n/a
Russell 2000 (Hedged GBP) TR	18.1%	-13.9%	-6.2%	91.7%	n/a	n/a	n/a	n/a	n/a	n/a
IA North American Smaller Companies NR	18.0%	-7.4%	1.8%	73.5%	n/a	n/a	n/a	n/a	n/a	n/a

12 MONTHS TO YEAR END (31 DECEMBER)

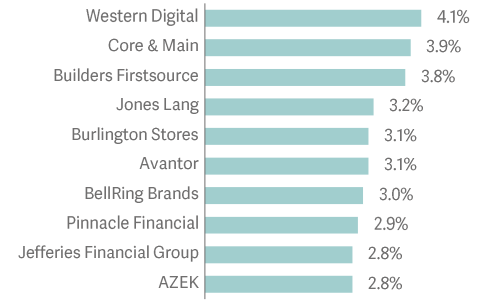


	2023	2022	2021	2020	2019	2018	2017	2016	2015	2014
Artemis US Smaller Companies Fund	18.2%	-29.9%	15.3%	24.1%	n/a	n/a	n/a	n/a	n/a	n/a
Russell 2000 (Hedged GBP) TR	15.0%	-22.3%	14.3%	16.3%	n/a	n/a	n/a	n/a	n/a	n/a
IA North American Smaller Companies NR	10.9%	-12.5%	17.4%	24.7%	n/a	n/a	n/a	n/a	n/a	n/a

Source: Lipper Limited from 14 May 2019 to 31 May 2024. All figures show total returns with dividends and/or income reinvested, net of all charges. Performance does not take account of any costs incurred when investors buy or sell the fund. Returns may vary as a result of currency fluctuations if the investor's currency is different to that of the class. This class may have charges or a hedging approach different from those in the IA sector benchmark.

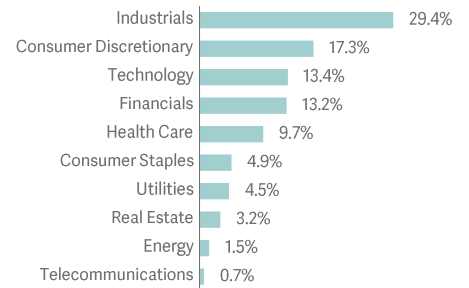
COMPOSITION

TOP 10 HOLDINGS



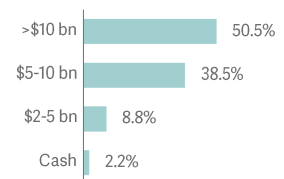
Source: Artemis as at 31 May 2024.

MARKET SECTOR SPLIT



Source: Artemis as at 31 May 2024. Figures may not add up to 100% due to rounding and cash holding.

ASSET ALLOCATION BY MARKET CAP



Source: Artemis as at 31 May 2024. Figures may not add up to 100% due to rounding.

RISK CONSIDERATIONS

To ensure you understand whether this fund is suitable for you, please read the Key Investor Information which is available, along with the fund's Prospectus, from www.artemisfunds.com or www.fundinfo.com.

The fund is exposed to the following risks:

Market volatility risk	The value of the fund and any income from it can fall or rise because of movements in stockmarkets, currencies and interest rates, each of which can move irrationally and be affected unpredictably by diverse factors, including political and economic events.
Currency risk	The fund's assets may be priced in currencies other than the fund base currency. Changes in currency exchange rates can therefore affect the fund's value.
Concentration risk	The fund may have investments concentrated in a limited number of holdings. This can be more risky than holding a wider range of investments.
Smaller companies risk	Investing in small and medium-sized companies can involve more risk than investing in larger, more established companies. Shares in smaller companies may not be as easy to sell, which can cause difficulty in valuing those shares.

OTHER INFORMATION

This is a marketing communication. Before making any final investment decisions, and to understand the investment risks involved, refer to the fund prospectus, available in English, and KIID/KID, available in English and in your local language depending on local country registration, from www.artemisfunds.com or www.fundinfo.com.

CAPITAL AT RISK. All financial investments involve taking risk and the value of your investment may go down as well as up. This means your investment is not guaranteed and you may not get back as much as you put in. Any income from the investment is also likely to vary and cannot be guaranteed.

Artemis does not provide investment advice on the advantages or suitability of its products and no information provided should be viewed in this way. Artemis only provides information about its own products and services and does not advise investors. Should you be unsure about the suitability of an investment, you should consult a suitably qualified professional adviser.

Investment in a fund concerns the acquisition of units/shares in the fund and not in the underlying assets of the fund.

Reference to specific shares or companies should not be taken as advice or a recommendation to invest in them.

For information on sustainability-related aspects of a fund, visit www.artemisfunds.com.

The fund is a sub-fund of Artemis Investment Funds ICVC. For further information, visit www.artemisfunds.com/oeic.

Third parties (including FTSE and MSCI) whose data may be included in this document do not accept any liability for errors or omissions. For information, visit www.artemisfunds.com/third-party-data.

Any research and analysis in this communication has been obtained by Artemis for its own use.

Although this communication is based on sources of information that Artemis believes to be reliable, no guarantee is given as to its accuracy or completeness.

Any forward-looking statements are based on Artemis' current expectations and projections and are subject to change without notice.

This fund is not subject to any form of regulation or approval in the Isle of Man. This document has not been registered or approved for distribution in the Isle of Man and may only be distributed in or into the Isle of Man by a person permitted under Isle of Man law to do so and in accordance with the Isle of Man Collective Investment Schemes Act 2008 and regulations made thereunder. The participants in the fund are not protected by any statutory compensation scheme.

Visit www.artemisfunds.com/glossary for an explanation of investment terms.

Issued by Artemis Fund Managers Ltd which is authorised and regulated by the Financial Conduct Authority.

FUND DATA

INVESTMENT TEAM



Cormac Weldon
Fund manager,
since launch



Olivia Micklem
Fund manager,
since September
2022

KEY FACTS

Fund type	OEIC
Asset class	Equity
Focus	Capital growth
Regional focus	USA
SEDOL	BK6RLD4
ISIN	GB00BK6RLD43
Fund launch date	27 October 2014
Class launch date	14 May 2019
Class launch price	100p
Class currency	GBP
Valuation point	12:00
Year end	28 February
Accumulation date	30 April
Fund size	£840.9m

Source: Artemis as at 31 May 2024.

PRICE AND YIELD(S)

Price	145.70p
Historic yield	0.00%

Source: Artemis as at 31 May 2024.


The historic yield reflects distributions declared over the past 12 months as a percentage of the price, as at the date shown. It does not include any preliminary charge and investors may be subject to tax on their distributions.

CHARGES

Initial charge	0%
Ongoing charge	0.870%

Source: Artemis. The ongoing charge covers the annual operating expenses of running the fund and is shown as at the date of the Key Investor Information Document, where further information about the fund's charges can be found. Additional costs may be incurred, such as portfolio transaction costs and transfer taxes, which may reduce performance. For further information, visit www.artemisfunds.com/charges.

RISK AND REWARD PROFILE



The fund is in the category shown due to historic volatility (how much and how quickly the value of shares in the fund may have risen and fallen in the past due to movements in markets, currencies and interest rates). It may not be a reliable indication of the future risk profile of the fund.

RATINGS AND AWARDS

FE Crown: 1
Rayner Spencer Mills rated fund
Square Mile: AA rated

Third party endorsements are not a recommendation to buy. For sources, dates and other information, visit www.artemisfunds.com/endorsements

