

# AXA Framlington FinTech Fund R GBP

Past performance is not a reliable indicator of future results.

## Key Figures (GBP)\*

Fund Cumulative Performance (%)					Current NAV	
YTD	1Y	3Y	10Y	Launch	Acc.	Inc.
-2.28	+9.11	-18.24	+86.01	+1062.30	8.299	6.257

Fund Annualized Performance (%)				Assets Under Management (M)
3 Y.	5 Y.	10 Y.	Launch	GBP
-6.47	+2.11	+6.40	+7.96	44.88

## Dividend Record

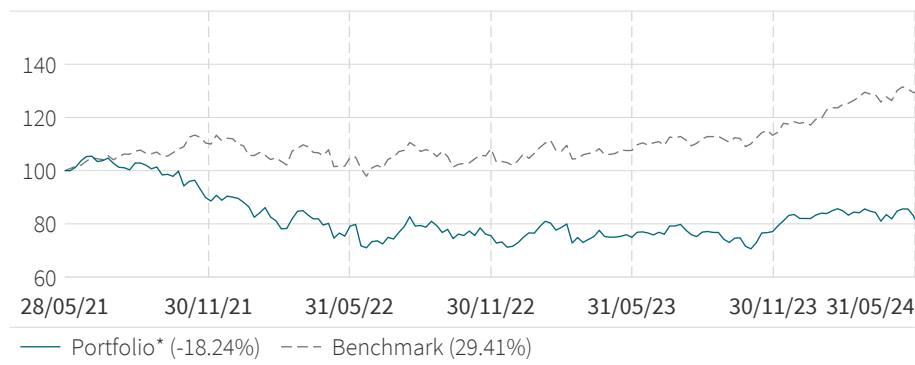
	Record Date	Ex-Date	Dividend per Share	12 month Yield (%)
Oct 2019	15/10/2019	16/10/2019	0.35	0.06
Oct 2022	14/10/2022	17/10/2022	0.27	0.05
Oct 2023	13/10/2023	16/10/2023	2.44	0.43

12 Month Yield = (Sum of Dividends) / (Ending NAV). The 12 Month yield is calculated based on the sum of the distributions over the previous 12 months and the latest NAV. The 12 month yield may be higher or lower than the actual annual dividend yield. A positive distribution yield does not imply positive return. Dividends are not guaranteed. Past dividends are not indicative of future dividends.

Investors should not make any investment decision solely based on information contained in the table above. You should read the relevant offering document (including the key facts statement) of the fund for further details including the risk factors.

## Performance & Risk

### Performance Evolution (GBP)



Data is rebased to 100 by AXA IM on the graph start date.

Performance calculations are net of fees, based on the reinvestment of dividends. The benchmark, when there is one could be calculated on the basis of net or gross dividend. Please refer to the prospectus for more information.

## Benchmark

Since: 20/11/2018

100% MSCI AC World Total Return Net

The Fund is actively managed with deviation expected in term of constitution and performance compared to benchmark that is likely to be significant.

## Fund Key Metrics

	Port.	Bench.
Number of Holdings	44	2837
Turnover: Rolling 1Y (%)	20	-
Active Share (%)	98	-

## Fund Manager

Benoist LEVEQUE

Antoine DE CREPY - Co-Manager

\* 1st NAV date: 01/06/1992

Source(s): AXA Investment Managers - GICS - MSCI as at 31/05/2024

For more information about AXA IM, visit [axa-im.com](http://axa-im.com)

## Performance & Risk (Continued)

### Risk Analysis

	1Y	3Y	5Y	Launch
Portfolio Volatility* (%)	14.48	16.48	18.26	17.23
Benchmark Volatility (%)	9.43	11.22	12.90	-
Relative Risk/Tracking Error (%)	9.52	11.04	10.54	-
Sharpe Ratio	0.37	-0.47	0.10	0.51
Information Ratio	-0.99	-1.26	-0.73	-

All definitions of risks indicators are available in the section 'Glossary' below

### Rolling Performance (%)

	1M	3M	6M	YTD	3Y	5Y	31/05/23 31/05/24	31/05/22 31/05/23	31/05/21 31/05/22	31/05/20 31/05/21	31/05/19 31/05/20	Launch
Portfolio*	-0.87	-3.29	5.30	-2.28	-18.24	11.04	9.11	-6.20	-20.11	22.39	10.96	1062.30
Benchmark	2.34	3.11	13.46	9.01	29.41	71.96	20.27	2.56	4.91	23.62	7.48	-
Excess Return	-3.22	-6.40	-8.16	-11.29	-47.65	-60.92	-11.16	-8.76	-25.02	-1.23	3.47	-

### Annual Calendar Performance (%)

	2023	2022	2021	2020	2019	2018	2017	2016	2015	2014
Portfolio*	15.32	-19.42	-8.28	24.14	28.19	-11.13	16.60	24.47	-0.49	9.31
Benchmark	15.31	-8.08	19.63	12.66	21.72	-8.51	13.34	34.04	-0.12	9.87
Excess Return	0.01	-11.34	-27.91	11.48	6.47	-2.62	3.25	-9.57	-0.37	-0.56

Past performance is not a reliable indicator of future results. Performance calculations are net of fees, based on the reinvestment of dividends. The benchmark, when there is one could be calculated on the basis of net or gross dividend. Please refer to the prospectus for more information.

\* 1st NAV date: 01/06/1992

## Portfolio Analysis

### Top 10 Holdings

Equity	Weighting (%)		Sector	Geography	
	Portfolio	Benchmark			Relative
Experian PLC	4.99	0.06	4.93	Industrials	UK
Visa Inc	4.57	0.60	3.97	Financials	North America
Fiserv Inc	3.88	0.12	3.76	Financials	North America
FinecoBank Banca Fineco SpA	3.63	0.01	3.61	Financials	Europe Ex UK
MercadoLibre Inc	3.62	0.11	3.51	Consumer Discretionary	North America
Hypoport SE	3.55	-	3.55	Financials	Europe Ex UK
London Stock Exchange Group...	3.45	0.07	3.38	Financials	UK
Intercontinental Exchange Inc	3.28	0.11	3.18	Financials	North America
Nordnet AB publ	3.27	-	3.27	Financials	Europe Ex UK
S&P Global Inc	3.01	0.19	2.82	Financials	North America
<b>Total (%)</b>	<b>37.26</b>	<b>1.27</b>			

Companies shown are for illustrative purposes only at the date of this report and may no longer be in the portfolio later. It should not be considered a recommendation to purchase or sell any security.

### Top 5 Overweight (%)

	Port.	Bench.	Relative
Experian PLC	4.99	0.06	4.93
Visa Inc	4.57	0.60	3.97
Fiserv Inc	3.88	0.12	3.76
FinecoBank Banca Fineco SpA	3.63	0.01	3.61
Hypoport SE	3.55	0.00	3.55

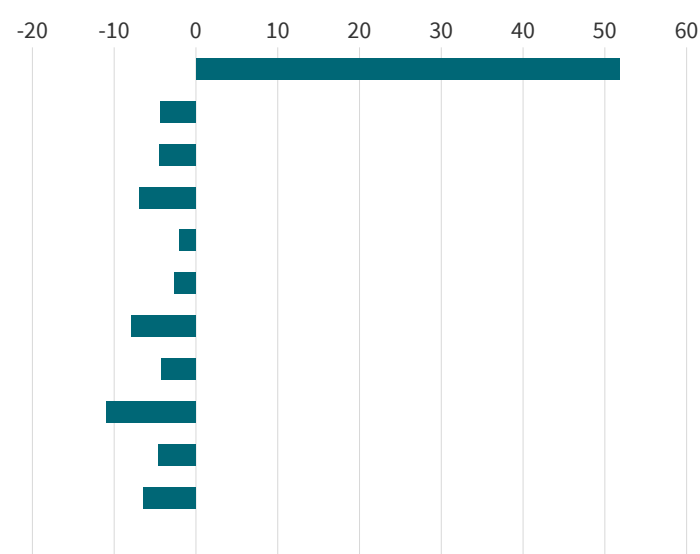
### Top 5 Underweight (%)

	Port.	Bench.	Relative
Microsoft Corp	0.00	4.05	-4.05
Apple Inc	0.00	3.90	-3.90
NVIDIA Corp	0.00	3.74	-3.74
Alphabet Inc	0.00	2.65	-2.65
Amazon.com Inc	0.00	2.27	-2.27

### Sector Breakdown (%)

	Portfolio	Benchmark
Financials	67.81	15.99
Information Technology	19.68	24.08
Industrials	6.23	10.75
Consumer Discretionary	3.62	10.47
Real Estate	0.00	2.06
Utilities	0.00	2.66
Communication Services	0.00	7.83
Materials	0.00	4.21
Health Care	0.00	10.96
Energy	0.00	4.54
Consumer Staples	0.00	6.47
Cash	2.66	0.00

### Active Exposure by Sector (%)

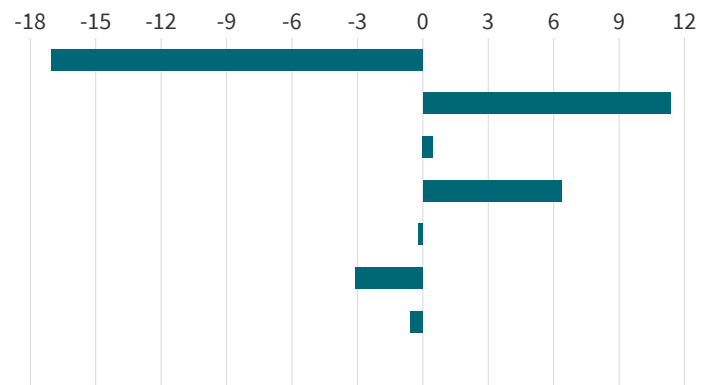


## Portfolio Analysis (Continued)

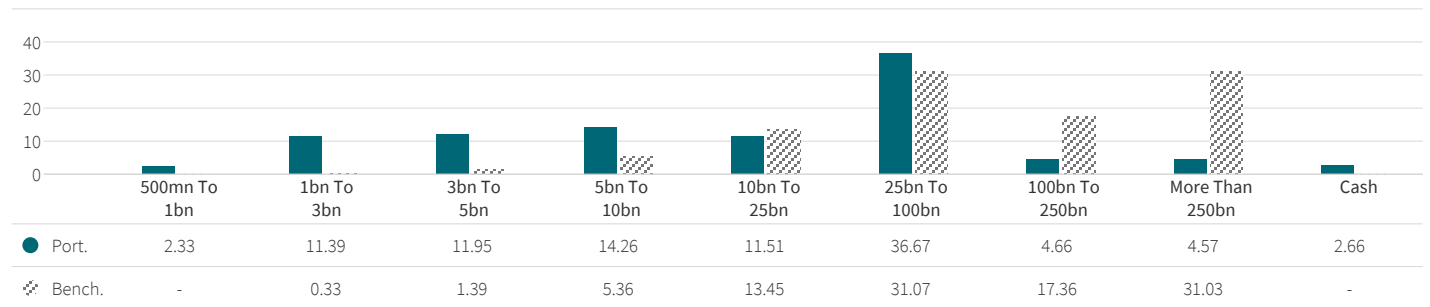
### Geographical Breakdown (%)

	Portfolio	Benchmark
North America	49.52	66.54
Europe Ex UK	23.35	11.97
Emerging	10.03	9.56
UK	9.92	3.57
Developed Asia Pacific ex Japan	2.31	2.50
Japan	2.21	5.30
Other	0.00	0.56
Cash	2.66	0.00

### Active Exposure by Geography (%)



### MarketCap Breakdown (GBP - %)



## Additional Information

### Administration: R GBP

Legal form	Unit Trust
UCITS Compliant	Yes
AIF Compliant	No
Legal country	United Kingdom
1st NAV date	01/06/1992
Fund currency	GBP
Shareclass currency	GBP
Valuation	Daily
Share type	Accumulation / Income
ISIN code C / D	GB0003499414 / GB0003499521
Bloomberg Code C / D	FRAFINA LN / FRAFINI LN
SEDOL Code C / D	0349941 / 0349952
MEX Code C / D	FRFINA / FRFIN
Valoren Code C / D	385195 / 385179
Transaction costs	0.30%
Ongoing charges	1.55%
Financial management fees	1.5%
Minimum initial subscription	1 000 GBP
Minimum subsequent subscription	100 GBP
Management company	AXA Investment Managers UK Limited
(Sub) Financial delegation	AXA INVESTMENT MANAGERS PARIS S.A.
Delegation of account administration	STATE STREET BANK AND TRUST COMPANY
Custodian	HSBC BANK PLC

*As disclosed in the most recent Annual Report, the ongoing charges calculation excludes performance fees, but includes management and applied services fees. The effective Applied Service Fee is accrued at each calculation of the Net Asset Value and included in the ongoing charges of each Share Class.*

*The investment will be reduced by the payment of the above mentioned fees.*

### Fund Objectives

The aim of this Fund is to provide long-term capital growth over a period of 5 years or more.

### Investment Horizon

This Fund may not be suitable for investors who plan to withdraw their contribution within five years.

## Risk Indicator

The information shown below is from the UCITS KIID.

Lower risk ← Higher risk  
Potentially lower reward Potentially higher reward

1	2	3	4	5	6	7
---	---	---	---	---	---	---

The risk category is calculated using historical performance data and may not be a reliable indicator of the Fund's future risk profile.

The risk category shown is not guaranteed and may shift over time. The lowest category does not mean risk free.

### Why is this Sub-Fund in this category?

The capital of the Fund is not guaranteed. The Fund is invested in financial markets and uses techniques and instruments which may be subject to sudden and significant variation, which may result in substantial gains or losses.

### Additional Risk

**Counterparty Risk:** failure by any counterparty to a transaction (e.g. derivatives and securities lending) with the Fund to meet its obligations may adversely affect the value of the Fund. The Fund may receive assets from the counterparty to protect against any such adverse effect but there is a risk that the value of such assets at the time of the failure would be insufficient to cover the loss to the Fund.

**Single Sector Risk:** as this Fund is invested in a single sector, the Fund's value will be more closely aligned with the performance of that sector and it may be subject to greater fluctuations in value than more diversified funds.

**Currency Risk:** the Fund holds investments denominated in currencies other than the base currency of the Fund. As a result, exchange rate movements may cause the value of investments (and any income received from them) to fall or rise affecting the Fund's value.

Further explanation of the risks associated with an investment in this Fund can be found in the prospectus.

### Subscription Redemption

Your orders to buy, sell or transfer units in the Fund must be received by the Administrator by 12 noon on any working day, to receive that day's Fund price. Please note that if your order is placed by an intermediary or Financial Adviser they may require extra processing time. The Net Asset Value of this Fund is calculated on a daily basis.

Minimum initial investment: £1,000

Minimum subsequent investment: £100

## Additional Information (Continued)

### How to Invest

Before making an investment, investors should read the relevant Prospectus and the Key Investor Information Document (particularly for UK investors) / Key Information Document / scheme documents, which provide full product details including investment charges and risks. The information contained herein is not a substitute for those documents or for professional external advice.

#### Retail Investors

Retail investors should contact their Financial intermediary.

### Disclaimers

#### Not for distribution or dissemination to US investors

This marketing communication does not constitute on the part of AXA Investment Managers a solicitation or investment, legal or tax advice. This material does not contain sufficient information to support an investment decision. The information contained herein is intended solely for the entity and/or person(s) to which it has been delivered, unless otherwise allowed under applicable agreements.

The tax treatment associated with holding, buying or disposing of shares or units in a fund depends on the status or tax treatment of each investor and may be subject to change. Potential investors are strongly encouraged to seek the advice of their own tax adviser.

Due to its simplification, this document is partial and opinions, estimates and forecasts herein are subjective and subject to change without notice. There is no guarantee forecasts made will come to pass. Data, figures, declarations, analysis, predictions and other information in this document is provided based on our state of knowledge at the time of creation of this document. Whilst every care is taken, no representation or warranty (including liability towards third parties), express or implied, is made as to the accuracy, reliability or completeness of the information contained herein. This material does not contain sufficient information to support an investment decision.

Past performance is not a guide to current or future performance, and any performance or return data displayed does not take into account commissions and costs incurred when issuing or redeeming units. The value of investments, and the income from them, can fall as well as rise and investors may not get back the amount originally invested. Exchange-rate fluctuations may also affect the value of their investment. Due to this and the initial charge that is usually made, an investment is not usually suitable as a short term holding. Commissions and costs have an adverse effect on the performance of the fund.

The Fund's characteristics do not protect the investors from the potential effect of inflation over time. The investments and/or any potential income generated during the period will not be adjusted by the rate of inflation over the same period. Thus, the return on the fund adjusted from the rate of inflation could be negative. Consequently, the inflation might undermine the performance and/or the value of your investment.

The Fund referenced herein has not been registered under the United States Investment Company Act of 1940, as amended, nor the United States Securities Act of 1933, as amended. None of the shares may be offered or sold, directly or indirectly in the United States or to any US Person unless the securities are registered under the Act, or an exemption from the registration requirements of the Act is available. A US Person is defined as (a) any individual who is a citizen or resident of the United States for federal income tax purposes; (b) a corporation, partnership or other entity created or organized under the laws of or existing in the United States; (c) an estate or trust the income of which is subject to United States federal income tax regardless of whether such income is effectively connected with a United States trade or business. In the United States, this material may be distributed only to a person who is a "distributor," or who is not a "U.S. person," as defined by Regulation S under the U.S. Securities Act of 1933 (as amended).

If this is a part of AXA Framlington Range of Authorised Unit Trust Schemes, it is managed by AXA Investment Managers UK Limited, part of the AXA IM Group. AXA Investment Managers UK Limited, is authorised and regulated by the Financial Conduct Authority in the UK. Registered in England and Wales No: 01431068. Registered Office: 22 Bishopsgate, London EC2N 4BQ. In other jurisdictions, this document is issued by AXA Investment Managers SA's affiliates in those countries.

For the purposes of presenting the breakdown by country, sector, principal exposures and active strategies, equities and similar instruments relating to a single company (ADRs, GDRs, RSPs, rights, etc.) are grouped in order to form a single exposure for the said company.

The geographical breakdown is based on the country classification as published by the index provider (or the main index provider in case of a composite benchmark). The second available source is the Country ISO from Bloomberg (or Ultimate Country of risk for Emerging fund).

Annual turnover rate : Sum the last 12 monthly results to obtain the turnover rate over 1 rolling year, calculated according to the following formula:  $(\text{abs}(\text{purchase}) + \text{abs}(\text{sale}) - \text{abs}(\text{subscription} - \text{redemption})) / (2 * \text{average AUM})$ .

Purchase and sale exclude derivatives, short term instruments and some corporate actions.

Subscription and redemption are netted on a monthly basis, impact of inflows and outflows can result in negative turnover which does not reflect portfolio turnover, therefore annual turnover has a floor of 0.

Companies shown are for illustrative purposes only at the date of this report and may no longer be in the portfolio later. It does not constitute investment research or financial analysis relating to transactions in financial instruments, nor does it constitute an offer to buy or sell any investments, products or services, and should not be considered as solicitation or investment, legal or tax advice, a recommendation for an investment strategy or a personalized recommendation to buy or sell securities.

For more information on sustainability-related aspects please visit <https://www.axa-im.com/what-is-sfdr>.

## Additional Information (Continued)

Depending on the recipient's respective jurisdiction or region, the following additional disclosures may apply:

**For Chilean Investors:** This private offer avails itself of the General Regulation No. 336 of the Superintendence of Securities and Insurances (currently the Financial Markets Commission). This offer relates to securities not registered with the Securities Registry or the Registry of Foreign Securities of the Financial Markets Commission, and therefore such securities are not subject to oversight by the latter; Being unregistered securities, there is no obligation on the issuer to provide public information in Chile regarding such securities; and these securities may not be subject to a public offer until they are registered in the corresponding Securities Registry.

**Para inversionistas chilenos:** ESTA OFERTA PRIVADA SE ACOGE AL REGLAMENTO GENERAL N° 336 DE LA SUPERINTENDENCIA DE VALORES Y SEGUROS (ACTUALMENTE COMISIÓN DE MERCADOS FINANCIEROS). ESTA OFERTA SE REFIERE A VALORES NO INSCRITOS EN EL REGISTRO DE VALORES O EN EL REGISTRO DE VALORES EXTRANJEROS QUE LLEVA LA COMISIÓN DE MERCADOS FINANCIEROS, POR LO QUE TALES VALORES NO ESTÁN SUJETOS A LA FISCALIZACIÓN DE ÉSTA; POR TRATARSE DE VALORES NO INSCRITOS NO EXISTE LA OBLIGACIÓN POR PARTE DEL EMISOR DE ENTREGAR EN CHILE INFORMACIÓN PÚBLICA RESPECTO A LOS VALORES SOBRE LOS QUE SE REFIERE ESTA OFERTA; ESTOS VALORES NO PODRÁN SER OBJETO DE OFERTA PÚBLICA MIENTRAS NO SEAN INSCRITOS EN EL REGISTRO DE VALORES CORRESPONDIENTE.

**For Peruvian Investors:** AXA Investment Managers is not licensed and it is not legally required to be licensed by the Peruvian Securities Regulator (Superintendencia del Mercado de Valores – SMV) for these activities. Consequently, the Peruvian Securities Regulator does not exercise any kind of supervision regarding this fund, strategy and/or service; and, the information furnished to the investors and the rest of the services rendered by AXA Investment Managers are subject to its exclusive responsibility. In Peru, this document is only for the exclusive use of persons or entities qualifying as “Inversionistas Institucionales” under Peruvian Law. This document is not for public distribution. AXA Investment Managers no tiene y no está legalmente obligada a tener una autorización por parte de la Superintendencia del Mercado de Valores para estas actividades. En consecuencia, la Superintendencia del Mercado de Valores no ejerce ningún tipo de supervisión sobre el fondo, la estrategia, y/o los servicios; y la información proporcionada a los inversionistas y los demás servicios que les presta son de exclusiva responsabilidad de AXA Investment Managers. En el Perú, este documento es para el uso exclusivo de personas o entidades que califiquen como “Inversionistas Institucionales” bajo las leyes peruanas. Este documento no es para distribución al público.

**For Uruguayan Investors:** The sale of the shares/units qualifies as a private placement pursuant to section 2 of Uruguayan law 18,627. The shares/units must not be offered or sold to the public in Uruguay, except in circumstances which do not constitute a public offering or distribution under Uruguayan laws and regulations. The shares/units are not and will not be registered with the Financial Services Superintendency of the Central Bank of Uruguay. The shares/units correspond to investment funds that are not investment funds regulated by Uruguayan law 16,774 dated September 27, 1996, as amended.

**For Singapore Investors:** This document is issued by AXA Investment Managers Asia (Singapore) Ltd. (“AXA IM Asia”) (Registration No.

199001714W) for the use of Institutional Investors and/or Accredited Investors only as defined in Section 4A of the Securities and Futures Act (Cap. 289) (subject to the Fund being registered under the Restricted Schemes), and must not be relied upon by retail investors. Circulation must be restricted accordingly. As an exempt financial adviser under the Financial Advisers Act (“FAA”), AXA IM Asia is exempted from complying with certain business conduct rules (including but not limited to Sections 25, 27 and 36 of the FAA) when providing financial advisory services to Accredited Investors.

### For investors located in the European Union :

Please note that the management company reserves the right, at any time, to no longer market the product(s) mentioned in this communication in the European Union by filing a notification to its supervision authority, in accordance with European passport rules. In the event of dissatisfaction with AXA Investment Managers products or services, you have the right to make a complaint, either with the marketer or directly with the management company (more information on AXA IM complaints policy is available in English: <https://www.axa-im.com/important-information/comments-and-complaints> )

If you reside in one of the European Union countries, you also have the right to take legal or extra-judicial action at any time. The European online dispute resolution platform allows you to submit a complaint form (available at:

<https://ec.europa.eu/consumers/odr/main/index.cfm?event=main.home.chooseLanguage>) and provides you with information on available means of redress (available at:

<https://ec.europa.eu/consumers/odr/main/?event=main.adr.show2>). Summary of investor rights in English is available on AXA IM website <https://www.axa-im.com/important-information/summary-investor-rights>.

Translations into other languages are available on local AXA IM entities' websites.

## Disclaimers from external financial data service providers

### MSCI

Neither MSCI nor any other party involved in or related to compiling, computing or creating the MSCI data makes any express or implied warranties or representations with respect to such data (or the results to be obtained by the use thereof), and all such parties hereby expressly disclaim all warranties of originality, accuracy, completeness, merchantability or fitness for a particular purpose with respect to any of such data. Without limiting any of the foregoing, in no event shall MSCI, any of its affiliates or any third party involved in or related to compiling, computing or creating the data have any liability for any direct, indirect, special, punitive, consequential or any other damages (including lost profits) even if notified of the possibility of such damages. No further distribution or dissemination of the MSCI data is permitted without MSCI's express written consent.

### GICS

The Global Industry Classification Standard (“GICS”) is the exclusive property and a service mark of MSCI Inc. (“MSCI”) and Standard & Poor's, a division of The McGraw-Hill Companies, Inc. (“S&P”) and is licensed for use by AXA Investment Managers Paris. Neither MSCI, S&P nor any third party involved in making or compiling the GICS makes any express or implied warranties or representations and shall have no liability whatsoever with respect to GICS or the results to be obtained by the use thereof.

## Glossary

Volatility (%): is an indicative measure of degree of variation of an asset's price changes over time.

Relative Risk/Tracking Error (%): measures, in standard deviation, the fluctuation of returns of a portfolio relative to the fluctuation of returns of a reference index. The tracking error can be viewed as an indicator of how actively a fund is managed. The lower the number the closer the fund's historic performance has followed its benchmark.

Sharpe ratio: is the measure of the risk-adjusted excess return over risk free rate of a financial portfolio and is used to compare the excess return of an investment to its risk. The higher the Sharpe ratio the better the return compared to the risk taken.

Information Ratio (IR): is a measurement of portfolio returns above the returns of a benchmark to the volatility of those excess returns. The IR is used to compare excess return over a benchmark to excess risk over a benchmark. E.g : A manager who outperforms a benchmark by 2% p.a. will have a higher IR than a manager with the same outperformance who has taken more risk.