



7IM AAP INCOME FUND

AS AT 31 MAY 2024

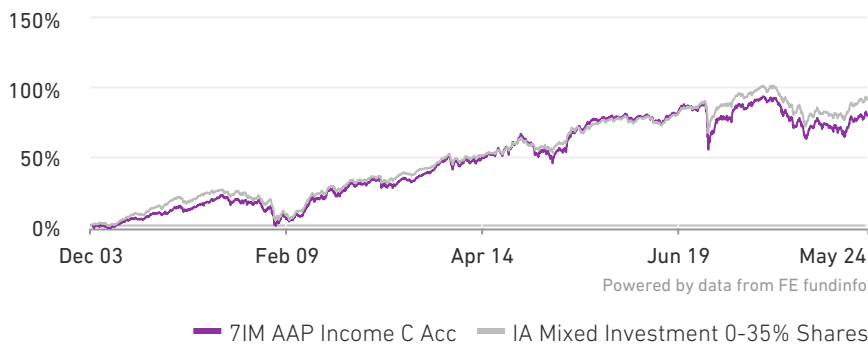
Investment objective

The fund aims to provide income, while seeking to maintain capital over the long term.

Investment strategy

The starting point for the Manager's investment process is identifying the best mix of asset classes to create a strategic asset allocation (SAA) customised for each 7IM risk profile. The SAA is then adapted to financial markets to enhance return and reduce volatility on a tactical basis using 7IM's tactical asset allocation process (TAA) making temporary and measured departures from the SAA. The fund's portfolio of assets is constructed predominantly with passive securities. By Asset Allocated Passive (AAP) we mean that we actively choose third party managers or securities for their own expertise in selecting particular assets, where their objective is to closely track a pre-determined index.

Fund performance



Key information

Fund manager	7IM – Investment Team
Launch date	12 December 2003
Fund size	£26.60m
Performance comparator benchmark	IA Mixed Investment 0-35% Shares
Initial charge	0.00%
Yield	3.40%
Ex-dividend dates	01 March, 01 June, 01 September, 01 December
Distribution dates	30 April, 31 July, 31 October, 31 January†
Authorised corporate director	Seven Investment Management LLP
Base currency	Sterling
Domicile	United Kingdom
Regulatory structure	UK UCITS
Dealing settlement	12:00 GMT
Dealing frequency	Daily
OCF (includes AMC)†	0.85% (incl. 0.50% AMC)
MIFID II classification	Non-complex
Lump sum investment	From £1000
C Accumulation	
ISIN	GB0033954024
SEDOL	3395402
C Income	
ISIN	GB0033953943
SEDOL	3395394

Rolling performance to 31/05/2024	Last 6m (%)	1y (%)	3ys (%)	5ys (%)	Since Launch (%)
7IM AAP Income C Acc	4.66	5.00	-5.03	-0.85	79.28
Performance comparator benchmark	4.57	6.22	-2.69	6.01	90.90
Discrete performance	Q1 2023 - Q1 2024 (%)	Q1 2022 - Q1 2023 (%)	Q1 2021 - Q1 2022 (%)	Q1 2020 - Q1 2021 (%)	Q1 2019 - Q1 2020 (%)
7IM AAP Income C Acc	5.16	-6.41	-0.92	13.81	-9.21
Performance comparator benchmark	5.85	-5.94	-0.20	12.09	-3.50

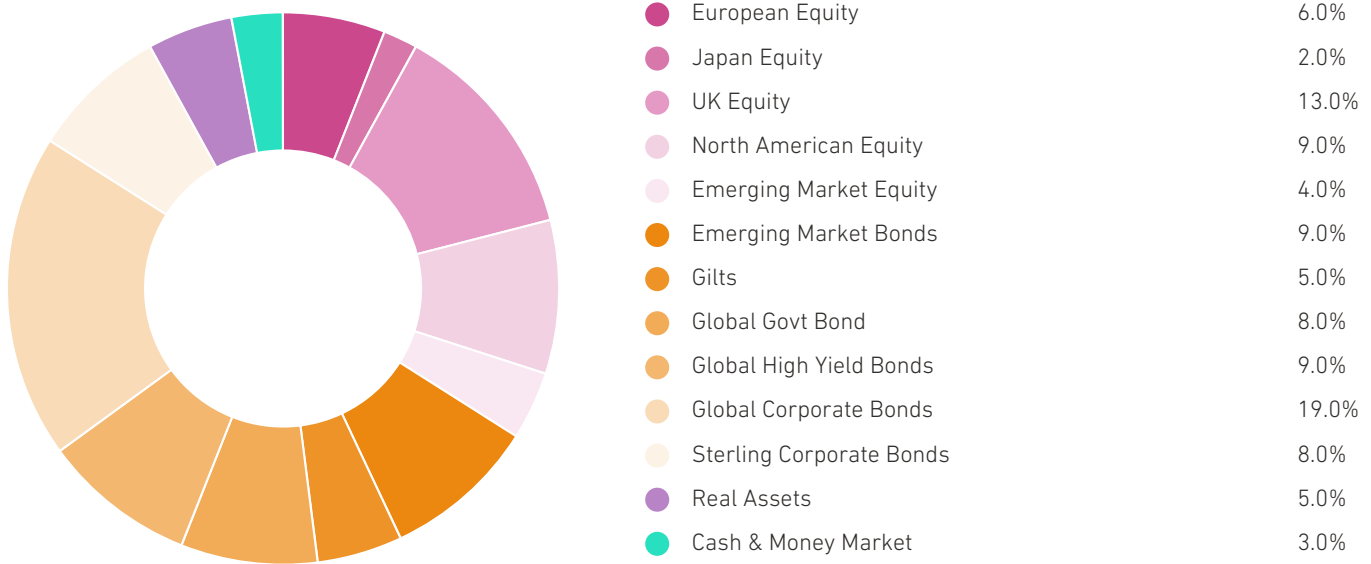
Past performance is not a reliable indicator of future results. 7IM funds are multi-asset and therefore the comparison with the IA Mixed Investment 0-35% Shares is offered as a guide only.

Source: FE fundinfo

AS AT 31 MAY 2024

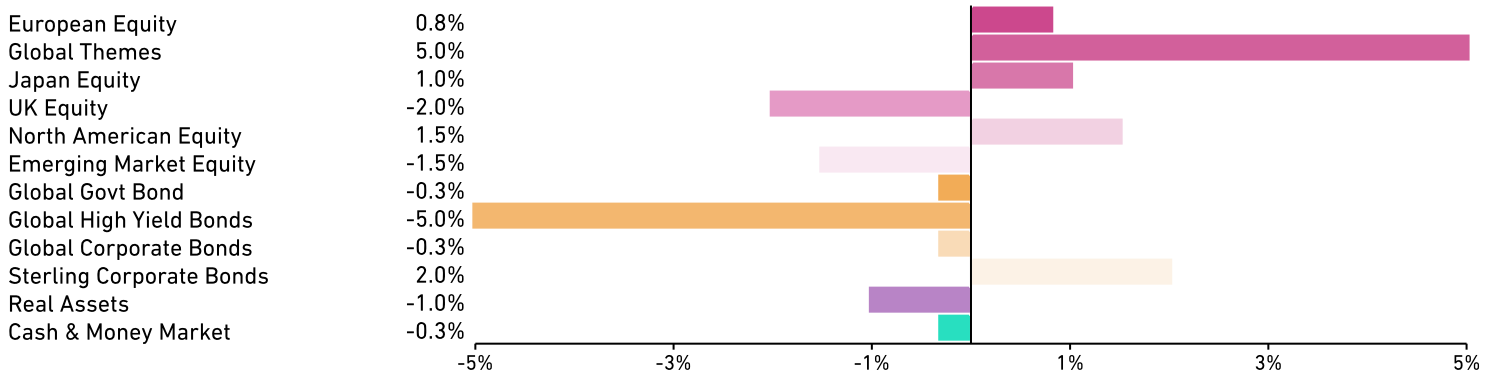
Strategic asset allocation

The chart below shows the long-term Strategic Asset Allocation (SAA) of the fund. The SAA forms the backbone of the fund and is reviewed annually. Percentages are subject to rounding.




Tactical asset allocation

The chart below shows the shorter-term asset allocations of the fund in relation to the SAA. Percentages are subject to rounding.



Fund ratings*





7IM AAP INCOME FUND

AS AT 31 MAY 2024

Top ten holdings

Holding weight (%)

iShares ESG Overseas Corporate Bond Index	13.0
TwentyFour Monument Bond Fund	9.5
iShares FTSE 100 ETF	8.8
Fidelity Europe ex UK Fund	6.8
Robeco Global Credit Fund	6.5
iShares USD Treasury Bond 20+yr ETF	5.6
iShares MSCI USA ESG Screened ETF	5.5
NB US Equity Index PutWrite Fund	5.1
Vanguard UK Long Duration Gilt Index Fund	5.0
L&G EM USD Government Bond Fund	4.6

Total **70.4**

Source: 7IM

Fund availability

The 7IM funds are available via the majority of the major wraps, platforms and life and pension wrappers. If you would like further information please call us on 020 7760 8777.

Important information

The specific details of the funds including investment policy, charges and the particular risks associated with the funds are explained in the Prospectus and Key Investor Information Documentation (KIIDs) – a link to these is available via the 7IM website (www.7im.co.uk).

‡ Please allow up to 10 working days after the Distribution Date for dividends to be processed and applied to individual client accounts.

† Ongoing Charges Figure includes 7IM Annual Management Charge. Source: KIIDs 07/02/2024.

*7IM's funds are mapped against a selection of third party risk profiling tools to assist advisers as part of suitability assessments for clients. Such tools are however only one aspect of an adviser's suitability process and other such as the clients' investment term / horizon and knowledge and experience should also be considered. The methodology of third party risk profiling tools is not endorsed by 7IM and individual fund risk profiling scores may not correspond precisely to the risk indicators in the 7IM fund literature.

www.7im.co.uk

Seven Investment Management LLP is authorised and regulated by the Financial Conduct Authority.
Member of the London Stock Exchange. Registered office: 1 Angel Court, London EC2R 7HJ. Registered in England and Wales number OC378740.