

abrdn UK Smaller Companies Fund

Platform 1 Acc GBP



31 May 2024

Objective

To generate growth over the long term (5 years or more) by investing in UK small-capitalisation equities (company shares).

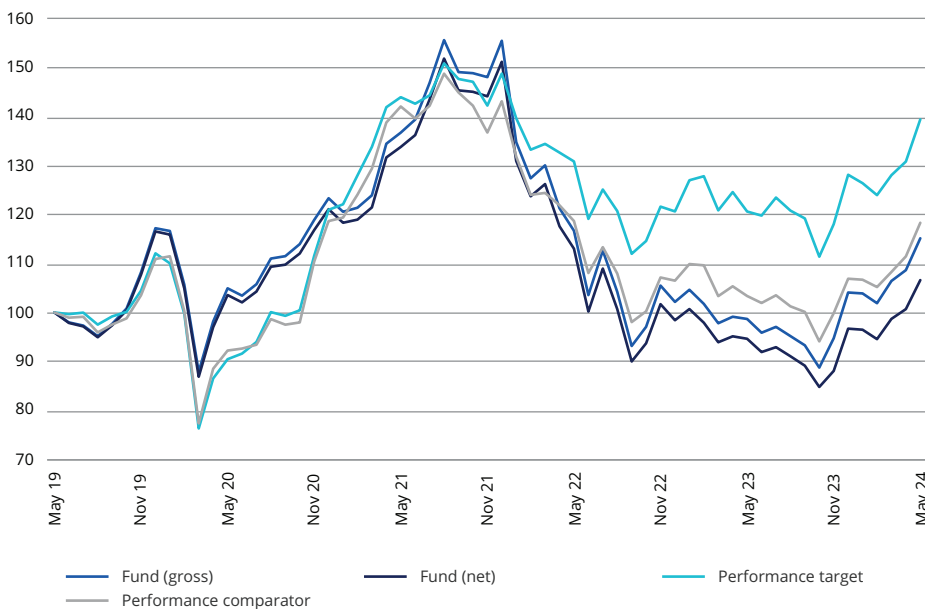
Performance Target: To achieve the return of the Deutsche Numis Smaller Companies Plus AIM ex Investment Companies Index plus 3% per annum (before charges). There is no certainty or promise that they will achieve the Performance Target.

Performance Comparator: Investment Association UK Smaller Companies Equity Sector Average. The Deutsche Numis Smaller Companies Plus AIM ex Investment Companies Index (the "Index") is a representative index of the UK stock market of smaller companies.

Portfolio securities

- The fund will invest at least 60% in equities of UK smaller companies.
- UK smaller companies are defined as any company of a similar size to those in the Index.
- The fund may also invest up to 40% in larger UK companies.
- The fund may also invest in other funds (including those managed by abrdn), cash and assets that can be turned into cash quickly.

Performance



Cumulative and annualised performance

	1 month	6 months	Year to date	1 year	3 years (p.a.)	5 years (p.a.)
Fund (gross) (%)	5.99	21.56	10.66	13.67	-6.46	2.19
Fund (net) (%)	5.89	21.09	10.27	12.68	-7.29	1.29
Performance target (%)	6.59	18.15	8.83	15.62	-1.06	6.88
Performance comparator (%)	6.17	18.52	10.70	14.49	-5.92	3.43

Discrete annual returns - year to 31/5

	2024	2023	2022	2021	2020
Fund (gross) (%)	13.67	-15.59	-14.73	30.32	4.52
Fund (net) (%)	12.68	-16.30	-15.53	29.24	3.57
Performance target (%)	15.62	-7.82	-9.12	59.23	-9.55
Performance comparator (%)	14.49	-12.91	-16.48	54.12	-7.79

Performance Data: Share Class Platform 1 Acc GBP.

Benchmark history: Performance comparator - IA UK Smaller Companies Equity Sector Average

Source: abrdn (Fund & Benchmark) and Morningstar (Sector). Basis: Total Return, NAV to NAV, UK Net/Gross Income Reinvested.


"Fund (Net)" refers to the actual unit price performance of the shareclass shown; "Fund(Gross)" adds back charges such as the annual management charge to present performance on the same basis as the performance target / performance comparator / portfolio constraining benchmark. These figures do not include the initial charge; if this is paid it will reduce performance from that shown.

Past performance is not a guide to future returns and future returns are not guaranteed.

Key facts

Fund manager(s)	Abby Glennie & Amanda Yeaman
Fund managers start date	01 January 2023
Fund launch date	06 January 1997
Share class launch date	17 May 2012
Authorised corporate director (ACD)	abrdn Fund Managers Limited
Fund size	£1.0bn
Number of holdings	47
Performance target	Deutsche Numis Smaller Companies Plus AIM ex Investment Companies +3.00%
Performance comparator	IA UK Smaller Companies Equity Sector Average
Fund historic yield ¹	1.85%
Distribution frequency	Annual
Entry charge (up to) ²	0.00%
Annual management charge	0.85%
Ongoing charge figure ³	0.98%
Minimum initial investment	GBP 1,000,000
Fund type	OEIC
Valuation point	12:00 (UK time)
Base currency	GBP
Sedol	B7FBH94
ISIN	GB00B7FBH943
Bloomberg	SKUKPLA LN
Citicode	10G9
Domicile	United Kingdom

Risk and reward profile



This indicator reflects the volatility of the fund's share price. See the relevant UCITS Key Investor Information Document (KIID) or PRIIPs Key Information Document (KID) for details

Key risks

- The value of investments and the income from them can fall and investors may get back less than the amount invested.
- Equity Risk - The fund invests in equity and equity related securities. These are sensitive to variations in the stock markets which can be volatile and change substantially in short periods of time.
- Smaller and Mid Cap Risk - The shares of small and mid-cap companies may be less liquid and more volatile than those of larger companies.

Investor Services
0345 113 69 66

www.abrdn.com

Management process

- The management team use their discretion (active management) to maintain a diverse asset mix at sector and company level.
- Their primary focus is on company selection using the management team's quality, growth and momentum approach. It aims to identify companies that exhibit a range of high quality characteristics, have the ability to deliver sustainable long term growth and are displaying positive growth in their earnings.
- Due to the active nature of the Investment process, the fund's performance profile may deviate significantly from that of the Index.
- Please note: The fund's ability to buy and sell smaller companies and the associated costs can be affected during periods of market stress. In certain circumstances investors in the fund may not be able to sell their investment when they want to.











Top Ten Holdings

Hill & Smith PLC	4.4
JTC PLC	4.0
Ashtead Technology Holdings plc	3.8
4imprint Group PLC	3.7
Cranswick PLC	3.7
Hilton Food Group PLC	3.5
Hollywood Bowl Group PLC	3.4
XPS Pensions Group PLC	3.2
Paragon Banking Group PLC	3.0
Bytes Technology Group PLC	3.0
Assets in top ten holdings	35.7

Source : abrdn 31/05/2024

Figures may not always sum to 100 due to rounding.

Sector (%)

Industrials	28.0	
Financials	20.0	
Communication Services	10.9	
Consumer Staples	8.3	
Consumer Discretionary	8.1	
Information Technology	5.1	
Materials	5.1	
Health Care	3.1	
Other	6.1	
Cash	5.3	

- (d) Concentration Risk - A concentrated portfolio (whether by number of holdings, geographic location or sector) may be more volatile and less liquid than a diversified one.
- (e) Derivatives Risk - The use of derivatives may involve additional liquidity, credit and counterparty risks. In some cases the risk of loss from derivatives may be increased where a small change in the value of the underlying investment may have a larger impact on the value of the derivative.

Risk stats

Alpha [^]	-1.01
Benchmark Volatility (SD) [^]	14.46
Beta [^]	1.17
Fund Volatility (SD) [^]	18.88
Information Ratio [^]	-0.27
R-Squared [^]	0.80
Sharpe Ratio [^]	-0.56
Tracking Error [^]	8.76

Source : abrdn. [^] Three year annualised.

Derivative usage

- Derivatives are linked to the value of other assets. In other words, they derive their price from one or more underlying asset.
- Derivative usage in the fund is expected to be very limited. Where derivatives are used, this would mainly be in response to significant inflows into the fund so that in these instances, cash can be invested while maintaining the fund's existing allocations to equities.

To help you understand this fund and for a full explanation of risks and the overall risk profile of this fund and the shareclasses within it, please refer to the Key Investor Information Documents and Prospectus which are available on our website www.abrdn.com The Prospectus also contains a glossary of key terms used in this document.

¹The Historic Yield as at 30/04/2024 reflects distributions declared over the past twelve months as a percentage of the mid-market share price, as at the date shown. It does not include any preliminary charge and investors may be subject to tax on their distributions.

²These are the maximum charges that we might take out of your money before it is invested. In some cases, the charges may be less and you should speak to your financial advisor about this.

³The Ongoing Charge Figure (OCF), is the overall cost shown as a percentage of the value of the assets of the fund. It is made up of the Annual Management Charge (AMC) of 0.85% and other charges. It does not include any initial charges or the cost of buying and selling stocks for the fund. The Ongoing Charges figure can help you compare the annual operating expenses of different funds.

The fund is a sub-fund of abrdn OEIC II, an authorised open-ended investment company (OEIC).

The information contained in this document should not be considered as an offer, solicitation or investment recommendation to deal in the shares of any securities or financial instruments. It is not intended for distribution or use by any person or entity who is a citizen or resident of or located in any jurisdiction where such distribution, publication or use would be prohibited.

Nothing herein constitutes investment, legal, tax or other advice and is not to be relied upon in making an investment or other decision. No recommendation is made, positive or otherwise, regarding individual securities mentioned. This is not an invitation to subscribe for shares in the fund and is by way of information only.

Subscriptions will only be received and shares issued on the basis of the current Prospectus, relevant Key Investor Information Document (KIID) and Supplementary Information Document (SID) for the fund. These can be obtained free of charge from abrdn Fund Managers Limited, PO Box 9029, Chelmsford, CM99 2WJ or available on www.abrdn.com.

Any data contained herein which is attributed to a third party ("Third Party Data") is the property of (a) third party supplier(s) (the "Owner") and is licensed for use by abrdn*. Third Party Data may not be copied or distributed. Third Party Data is provided "as is" and is not warranted to be accurate, complete or timely. To the extent permitted by applicable law, none of the Owner, abrdn* or any other third party (including any third party involved in providing and/or compiling Third Party Data) shall have any liability for Third Party Data or for any use made of Third Party Data. Neither the Owner nor any other third party sponsors, endorses or promotes the fund or product to which Third Party Data relates.

* abrdn means the relevant member of abrdn group, being abrdn plc together with its subsidiaries, subsidiary undertakings and associated companies (whether direct or indirect) from time to time.

Morningstar is an independent agency that evaluates The fund based on a qualitative and quantitative analysis and, where appropriate, assigns a five-tier scale with three positive ratings of Gold, Silver, and Bronze, a Neutral rating, and a Negative rating and gold being the best. Refer to Website www.morningstar.com for more information or Contact Financial Services Aberdeen Asset Management.

©2021 Morningstar. All Rights Reserved. The information contained herein: (1) is proprietary to Morningstar and/or its content providers; (2) may not be copied or distributed; and (3) is not warranted to be accurate, complete or timely. Neither Morningstar nor its content providers are responsible for any damages or losses arising from any use of this information. Past performance is no guarantee of future results. For more detailed information about Morningstar's Analyst Rating, including its methodology, please go to: <http://corporate.morningstar.com/us/documents/MethodologyDocuments/AnalystRatingforFundsMethodology.pdf>

The Morningstar Analyst Rating for Funds is a forward-looking analysis of a fund. Morningstar has identified five key areas crucial to predicting the future success of a fund: People, Parent, Process, Performance, and Price. The pillars are used in determining the Morningstar Analyst Rating for a fund. Morningstar Analyst Ratings are assigned on a five-tier scale running from Gold to Negative. The top three ratings, Gold, Silver, and Bronze, all indicate that our analysts think highly of a fund; the difference between them corresponds to differences in the level of analyst conviction in a fund's ability to outperform its benchmark and peers through time, within the context of the level of risk taken over the long term. Neutral represents funds in which our analysts don't have a strong positive or negative conviction over the long term and Negative represents funds that possess at least one flaw that our analysts believe is likely to significantly hamper future performance over the long term. Long term is defined as a full market cycle or at least five years. Past performance of a security may or may not be sustained in future and is no indication of future performance. For detailed information about the Morningstar Analyst Rating for Funds, please visit <http://global.morningstar.com/managerdisclosures>

United Kingdom (UK): Issued by abrdn Fund Managers Limited, registered in England and Wales (740118) at 280 Bishopsgate, London EC2M 4AG. Authorised and regulated by the Financial Conduct Authority in the UK.