

Z Accumulation GBP | Data as at 31.05.2024

## Fund objectives and investment policy

The fund aims to provide capital growth in excess of the Numis Small Companies Plus AIM excluding Investment Companies Total Return GBP index (after fees have been deducted) over a three to five year period by investing in equities of small-sized UK companies.

Above is the Investment Objective of the fund. For details on the full fund's Investment Policy please see the KIID.

Relevant risks associated with an investment in this fund are shown below and should be carefully considered before making any investment. Past Performance is not a guide to future performance and may not be repeated. The value of investments and the income from them may go down as well as up and investors may not get back the amounts originally invested. Exchange rate changes may cause the value of investments to fall as well as rise. Performance data does not take into account any commissions and costs, if any, charged when units or shares of any fund, as applicable, are issued and redeemed.

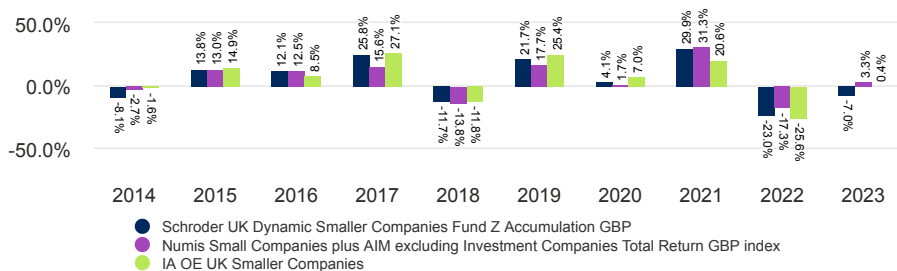
## Share class performance (%)

Cumulative performance	1 month	3 months	YTD	1 year	3 years	5 years	10 years
Share class (Net)	5.4	11.7	9.6	9.3	-17.1	18.6	67.4
Target	6.4	11.8	7.6	12.5	-5.3	32.9	74.9
Comparator	6.2	12.5	10.7	14.5	-16.7	18.3	81.6

Discrete yearly performance (%)	May 14 - May 15	May 15 - May 16	May 16 - May 17	May 17 - May 18	May 18 - May 19	May 19 - May 20	May 20 - May 21	May 21 - May 22	May 22 - May 23	May 23 - May 24
	Share class (Net)	1.3	2.7	35.8	5.5	-5.3	-11.5	61.6	-13.5	-12.2
Target	8.6	0.2	24.0	5.6	-7.7	-17.1	69.3	-6.4	-10.1	12.5
Comparator	8.3	2.5	27.9	12.7	-4.1	-7.8	54.1	-16.5	-12.9	14.5

Calendar year performance	2014	2015	2016	2017	2018	2019	2020	2021	2022	2023
Share class (Net)	-8.1	13.8	12.1	25.8	-11.7	21.7	4.1	29.9	-23.0	-7.0
Target	-2.7	13.0	12.5	15.6	-13.8	17.7	1.7	31.3	-17.3	3.3
Comparator	-1.6	14.9	8.5	27.1	-11.8	25.4	7.0	20.6	-25.6	0.4

## Performance over 10 years (%)



Please see the Benchmark section under Important information for more details.

## Ratings and accreditation



Please refer to the Source and ratings information section for details on the icons shown above.

## Fund facts

Fund manager	James Goodman
Managed fund since	01.12.2023
Fund management company	Schroder Unit Trusts Limited
Domicile	United Kingdom
Fund launch date	25.02.2002
Share class launch date	02.08.1996
Fund base currency	GBP
Share class currency	GBP
Fund size (Million)	GBP 162.78
Number of holdings	63
Target	Numis Small Companies plus AIM excluding Investment Companies Total Return GBP index
Comparator	IA OE UK Smaller Companies
Unit NAV	GBP 5.8540
Dealing frequency	Daily
Distribution frequency	Semi-Annually

## Fees & expenses

Ongoing charge	0.92%
Redemption fee	0.00%

## Purchase details

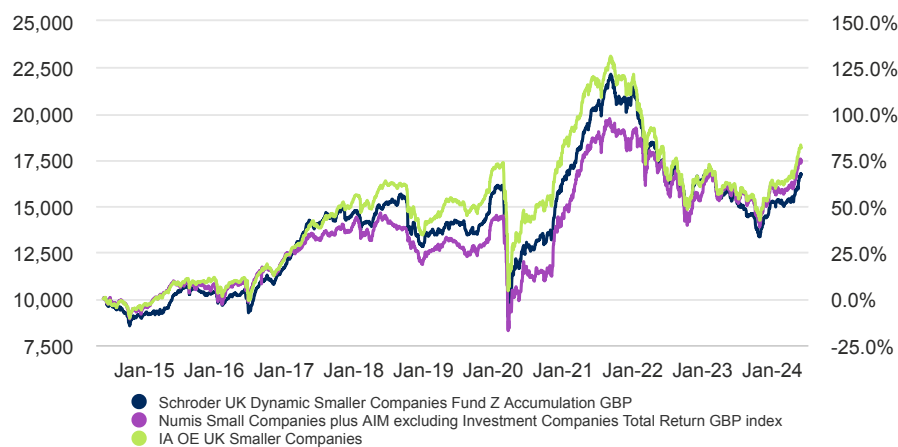
Minimum initial subscription	GBP 50,000
------------------------------	------------

## Codes

ISIN	GB0007220360
Bloomberg	CAZUKXI LN
SEDOL	0722036

Z Accumulation GBP | Data as at 31.05.2024

## 10 year return of GBP 10,000



The chart is for illustrative purposes only and does not reflect an actual return on any investment.

Returns are calculated bid to bid (which means performance does not include the effect of any initial charges), net income reinvested, net of fees.

## Risk considerations

**Concentration risk:** The fund may be concentrated in a limited number of geographical regions, industry sectors, markets and/or individual positions. This may result in large changes in the value of the fund, both up or down.

**Counterparty risk:** The fund may have contractual agreements with counterparties. If a counterparty is unable to fulfil their obligations, the sum that they owe to the fund may be lost in part or in whole.

**Currency risk:** The fund may lose value as a result of movements in foreign exchange rates, otherwise known as currency rates.

**Derivatives risk:** Derivatives, which are financial instruments deriving their value from an underlying asset, may be used to manage the portfolio efficiently. A derivative may not perform as expected, may create losses greater than the cost of the derivative and may result in losses to the fund.

**Higher volatility risk:** The price of this fund may be volatile as it may take higher risks in search of higher rewards, meaning the price may go up and down to a greater extent.

**IBOR risk:** The transition of the financial markets away from the use of interbank offered rates (IBORs) to alternative reference interest rates may impact the valuation of certain holdings and disrupt liquidity in certain instruments. This may impact the investment performance of the fund.

**Liquidity risk:** In difficult market conditions, the fund may not be able to sell a security for full value or at all. This could affect performance and could cause the fund to defer or suspend redemptions of its shares, meaning investors may not be able to have immediate access to their holdings.

**Market risk:** The value of investments can go up and down and an investor may not get back the amount initially invested.

**Operational risk:** Operational processes, including those related to the safekeeping of assets, may fail. This may result in losses to the fund.

**Performance risk:** Investment objectives express an intended result but there is no guarantee that such a result will be achieved. Depending on market conditions and the macro economic environment, investment objectives may become more difficult to achieve.

**Smaller companies risk:** Smaller companies generally carry greater liquidity risk than larger companies, meaning they are harder to buy and sell, and they may also fluctuate in value to a greater extent.

## Synthetic risk & reward indicator (SRI)

**LOWER RISK** Potentially lower reward **HIGHER RISK** Potentially higher reward



The risk category was calculated using historical performance data and may not be a reliable indicator of the fund's future risk profile. The fund's risk category is not guaranteed to remain fixed. Please see the Key Investor Information Document for more information.

## Risk statistics & financial ratios

	Fund	Target
<b>Annual volatility (%) (3y)</b>	14.4	14.8
<b>Alpha (%) (3y)</b>	-4.8	-
<b>Beta (3y)</b>	0.9	-
<b>Sharpe ratio (3y)</b>	-0.6	-0.2
<b>Information ratio (3y)</b>	-0.7	-
<b>Dividend Yield (%)</b>	2.0	-
<b>Price to book</b>	2.4	-
<b>Price to earnings</b>	19.0	-
<b>Predicted Tracking error (%)</b>	6.4	-

Source: Morningstar, and Schroders for the Predicted tracking error. The above ratios are based on bid to bid price based performance data.

For help in understanding any terms used, please visit

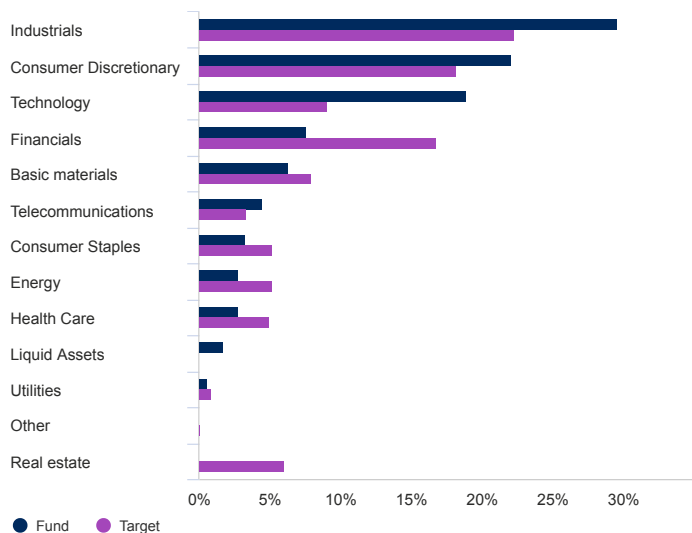
<https://www.Schroders.com/en/glossary/> These financial ratios refer to the average of the equity holdings contained in the fund's portfolio and in the benchmark (if mentioned) respectively. Please note this is an accumulation share class and as such the investor will not receive an income distribution. Any income will be reinvested into the fund.

Z Accumulation GBP | Data as at 31.05.2024

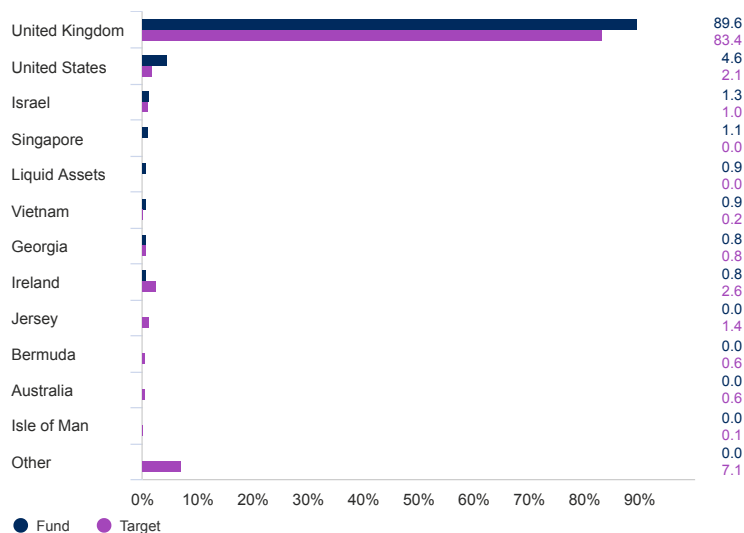
### Asset allocation

Target refers to the Benchmark listed in the Fund facts section and described under the Share class performance section on page 1.

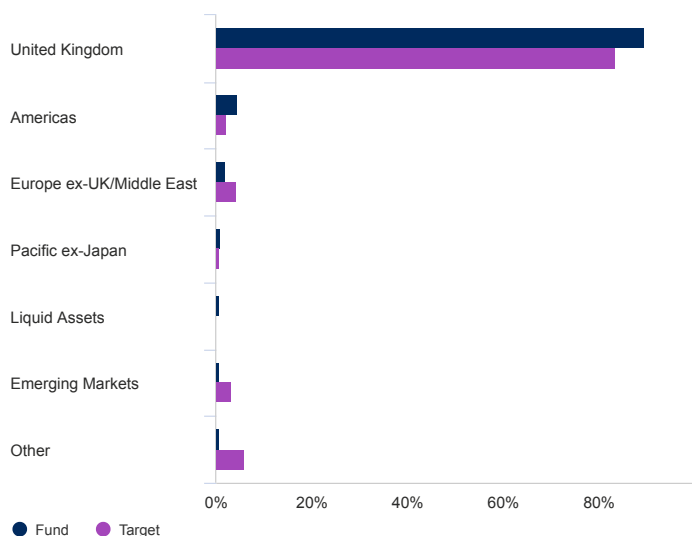
#### Sector (%)



#### Geographical breakdown (%)



#### Region (%)



#### Top 10 holdings (%)

Holding name	%
Renew Holdings PLC	4.2
Telecom Plus PLC	3.3
Kainos Group PLC	3.2
Alfa Financial Software Holdings PLC	3.0
Hollywood Bowl Group PLC	2.9
Warpaint London plc	2.6
Quixant PLC	2.6
IG Design Group Plc	2.6
Zotefoams PLC	2.5
Boku Inc	2.5

Source: Schroders. Top holdings and asset allocation are at fund level.

### Contact information

Schroder Unit Trusts Limited  
 1 London Wall Place  
 London  
 United Kingdom  
 EC2Y 5AU  
 Tel: 0800 182 2399  
 Fax:

For your security, communications may be taped or monitored.

Z Accumulation GBP | Data as at 31.05.2024

## Information relating to changes in fund manager, investment objective, benchmark and corporate action information

James Goodman replaced Iain Staples as Fund Manager for this fund on 01.12.2023. On 24.03.2014, the fund, previously named Cazenove UK Smaller Companies Fund, changed its name to Schroders UK Dynamic Smaller Companies Fund.

### Benchmarks: (If applicable)

Some performance differences between the fund and the benchmark may arise because the fund performance is calculated at a different valuation point from the benchmark. The target benchmark has been selected because it is representative of the type of investments in which the fund is likely to invest, and it is, therefore, an appropriate target in relation to the return that the fund aims to provide. The comparator benchmark has been selected because the investment manager believes that the benchmark is a suitable comparison for performance purposes given the fund's investment objective and policy. The investment manager invests on a discretionary basis and there are no restrictions on the extent to which the fund's portfolio and performance may deviate from the benchmark. The investment manager will invest in companies or sectors not included in the benchmark in order to take advantage of specific investment opportunities.

## Source and ratings information

Source of all performance data, unless otherwise stated: Morningstar, bid to bid, net income reinvested, net of fees.

**Morningstar Rating:** © Morningstar 2024. All Rights Reserved. The information contained herein: (1) is proprietary to Morningstar and/or its content providers; (2) may not be copied or distributed; and (3) is not warranted to be accurate, complete or timely. Neither Morningstar nor its content providers are responsible for any damages or losses arising from any use of this information. Past performance is no guarantee of future results.

## Important information

### Costs:

Certain costs associated with your investment in the fund may be incurred in a different currency to that of your investment. These costs may increase or decrease as a result of currency and exchange rate fluctuations.

If a performance fee is applicable to this fund, details of the performance fee model and its computation methodology can be found in the fund's prospectus. This includes a description of the performance fee calculation methodology, the dates on which the performance fee is paid and details of how the performance fee is calculated in relation to the fund's performance fee benchmark, which may differ from the benchmark in the fund's investment objective or investment policy.

For further information regarding the costs and charges associated with your investment, please consult the funds' offering documents and annual report.

### General:

This document does not constitute an offer to anyone, or a solicitation by anyone, to subscribe for shares of Schroder Investment Fund (the "Company"). Nothing in this document should be construed as advice and is therefore not a recommendation to buy or sell shares. The Company is a mutual investment umbrella fund qualified as an undertaking for collective investment (UCI) regulated by the 2007 Law and as an alternative investment fund with the meaning of article 1(39) of the 2013 Law. The distribution and promotion of the Company's shares is restricted for the purpose of Article 2 of the 2007 Law, to well-informed investors who are supposed to have sufficient experience to judge themselves the concept of risk-spreading and the information they need to form their opinion. This material should not be relied upon by persons of any other description. An investment in the company entails risks, which are fully described in the prospectus. Subscriptions for shares of the Company can only be made on the basis of its latest Key Information Document (where available) and prospectus together with the latest audited annual report (and subsequent unaudited semi-annual report, if published), copies of which can be obtained, free of charge, from Schroder Investment Management (Europe) S.A. For the UK, these documents may be obtained in English, free of charge, from the following link: [www.eifs.lu/schroders](http://www.eifs.lu/schroders). Schroders may decide to cease the distribution of any fund(s) in any EEA country at any time but we will publish our intention to do so on our website, in line with applicable regulatory requirements. Any reference to regions/ countries/ sectors/ stocks/ securities is for illustrative purposes only and not a recommendation to buy or sell any financial instruments or adopt a specific investment strategy. Past Performance is not a guide to future performance and may not be repeated. The value of investments and the income from them may go down as well as up and investors may not get back the amounts originally invested. Exchange rate changes may cause the value of investments to fall as well as rise. Performance data does not take into account any commissions and costs, if any, charged when units or shares of any fund, as applicable, are issued and redeemed. Schroders has expressed its own views and opinions in this document and these may change. Information herein is believed to be reliable but Schroders does not warrant its completeness or accuracy. Schroders will be a data controller in respect of your personal data. For information on how Schroders might process your personal data, please view our Privacy Policy available at [www.schroders.com/en/privacy-policy/](http://www.schroders.com/en/privacy-policy/) or on request should you not have access to this webpage. A summary of investor rights may be obtained from <https://www.schroders.com/en/global/individual/summary-of-investor-rights/>. For your security, communications may be recorded or monitored. Issued by Schroder Investment Management (Europe) S.A., 5, rue Höhenhof, L-1736 Senningerberg, Luxembourg. Registration No B 37.799. Distributed in the UK by Schroder Investment Management Ltd, 1 London Wall Place, London EC2Y 5AU. Registration No 1893220 England. Authorised and regulated by the Financial Conduct Authority.