

I Accumulation GBP | Data as at 31.05.2024

Fund objectives and investment policy

The fund aims to provide capital growth and income by investing in a diversified range of assets and markets worldwide.

Above is the Investment Objective of the fund. For details on the full fund's Investment Policy please see the KIID.

Relevant risks associated with an investment in this fund are shown below and should be carefully considered before making any investment. Past Performance is not a guide to future performance and may not be repeated. The value of investments and the income from them may go down as well as up and investors may not get back the amounts originally invested. Exchange rate changes may cause the value of investments to fall as well as rise. Performance data does not take into account any commissions and costs, if any, charged when units or shares of any fund, as applicable, are issued and redeemed.

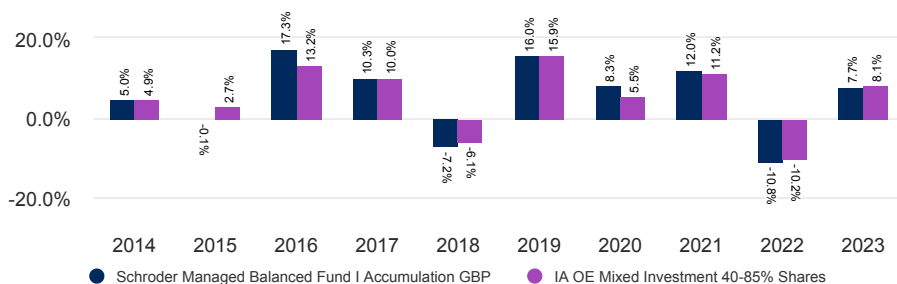
Share class performance (%)

| Cumulative performance | 1 month | 3 months | YTD | 1 year | 3 years | 5 years | 10 years |
|------------------------|---------|----------|-----|--------|---------|---------|----------|
| Share class (Net) | 1.3 | 3.8 | 4.4 | 11.1 | 5.4 | 32.1 | 73.9 |
| Comparator | 1.0 | 3.1 | 4.5 | 10.6 | 7.8 | 28.0 | 70.6 |

| Discrete yearly performance (%) | May 14 - May 15 | May 15 - May 16 | May 16 - May 17 | May 17 - May 18 | May 18 - May 19 | May 19 - May 20 | May 20 - May 21 | May 21 - May 22 | May 22 - May 23 | May 23 - May 24 |
|---------------------------------|-----------------|-----------------|-----------------|-----------------|-----------------|-----------------|-----------------|-----------------|-----------------|-----------------|
| Share class (Net) | 9.6 | -4.6 | 22.1 | 5.4 | -2.2 | 1.0 | 24.2 | -0.9 | -4.2 | 11.1 |
| Comparator | 10.3 | -3.5 | 19.4 | 4.4 | 0.5 | 1.4 | 17.1 | -0.9 | -1.6 | 10.6 |

| Calendar year performance | 2014 | 2015 | 2016 | 2017 | 2018 | 2019 | 2020 | 2021 | 2022 | 2023 |
|---------------------------|------|------|------|------|------|------|------|------|-------|------|
| Share class (Net) | 5.0 | -0.1 | 17.3 | 10.3 | -7.2 | 16.0 | 8.3 | 12.0 | -10.8 | 7.7 |
| Comparator | 4.9 | 2.7 | 13.2 | 10.0 | -6.1 | 15.9 | 5.5 | 11.2 | -10.2 | 8.1 |

Performance over 10 years (%)



Please see the Benchmark section under Important information for more details.

Ratings and accreditation



Please refer to the Source and ratings information section for details on the icons shown above.

Fund facts

| | |
|--------------------------------|--|
| Fund manager | Remi Olu-Pitan Nick Pearson Johanna Kyrklund |
| Managed fund since | 01.03.2011 ; 31.10.2022 ; 01.03.2011 |
| Fund management company | Schroder Unit Trusts Limited |
| Domicile | United Kingdom |
| Fund launch date | 17.07.1998 |
| Share class launch date | 17.07.1998 |
| Fund base currency | GBP |
| Share class currency | GBP |
| Fund size (Million) | GBP 1,910.89 |
| Comparator | IA OE Mixed Investment 40-85% Shares |
| Unit NAV | GBP 13.6500 |
| Dealing frequency | Daily |
| Distribution frequency | Annually |

Fees & expenses

| | |
|-----------------------|-------|
| Ongoing charge | 0.59% |
| Redemption fee | 0.00% |

Purchase details

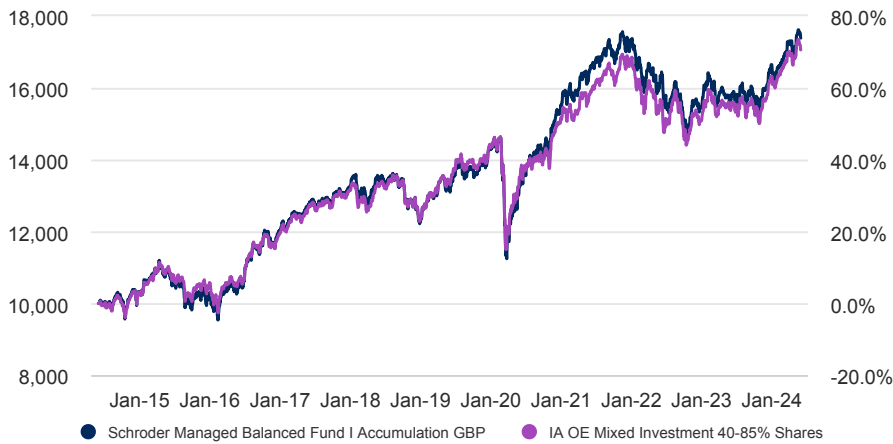
| | |
|-------------------------------------|-----------|
| Minimum initial subscription | GBP 1,000 |
|-------------------------------------|-----------|

Codes

| | |
|------------------|--------------|
| ISIN | GB0002899846 |
| Bloomberg | SCHIMGA LN |
| SEDOL | 0289984 |

I Accumulation GBP | Data as at 31.05.2024

10 year return of GBP 10,000



The chart is for illustrative purposes only and does not reflect an actual return on any investment.

Returns are calculated bid to bid (which means performance does not include the effect of any initial charges), net income reinvested, net of fees.

Risk considerations

Counterparty risk: The fund may have contractual agreements with counterparties. If a counterparty is unable to fulfil their obligations, the sum that they owe to the fund may be lost in part or in whole.

Credit risk: A decline in the financial health of an issuer could cause the value of its bonds to fall or become worthless.

Currency risk: The fund may lose value as a result of movements in foreign exchange rates, otherwise known as currency rates.

Derivatives risk: Derivatives, which are financial instruments deriving their value from an underlying asset, may be used to manage the portfolio efficiently. A derivative may not perform as expected, may create losses greater than the cost of the derivative and may result in losses to the fund.

High yield bond risk: High yield bonds (normally lower rated or unrated) generally carry greater market, credit and liquidity risk meaning greater uncertainty of returns.

IBOR risk: The transition of the financial markets away from the use of interbank offered rates (IBORs) to alternative reference interest rates may impact the valuation of certain holdings and disrupt liquidity in certain instruments. This may impact the investment performance of the fund.

Investments in other collective investment schemes: The fund will invest mainly in other collective investment schemes.

Liquidity risk: In difficult market conditions, the fund may not be able to sell a security for full value or at all. This could affect performance and could cause the fund to defer or suspend redemptions of its shares, meaning investors may not be able to have immediate access to their holdings.

Market risk: The value of investments can go up and down and an investor may not get back the amount initially invested.

Operational risk: Operational processes, including those related to the safekeeping of assets, may fail. This may result in losses to the fund.

Performance risk: Investment objectives express an intended result but there is no guarantee that such a result will be achieved. Depending on market conditions and the macro economic environment, investment objectives may become more difficult to achieve.

Synthetic risk & reward indicator (SRI)

LOWER RISK

Potentially lower reward

HIGHER RISK

Potentially higher reward



The risk category was calculated using historical performance data and may not be a reliable indicator of the fund's future risk profile. The fund's risk category is not guaranteed to remain fixed. Please see the Key Investor Information Document for more information.

Risk statistics & financial ratios

| | Fund | Comparator |
|-----------------------------------|------|------------|
| Annual volatility (%) (3y) | 8.3 | 8.3 |

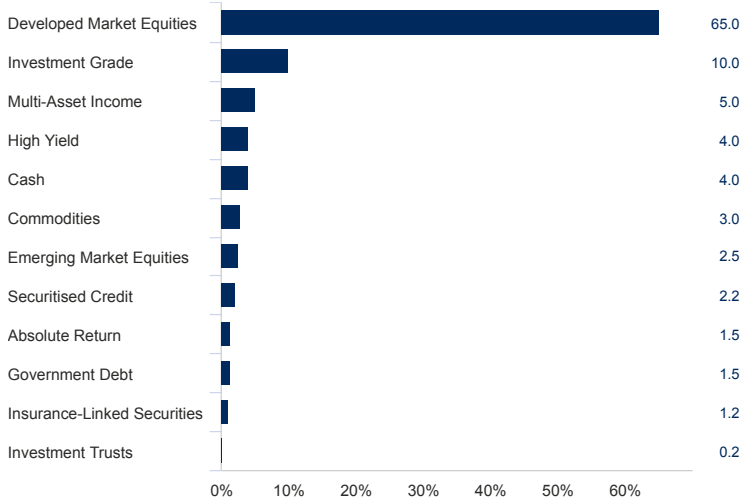
Comparator refers to the Benchmark listed in the Fund facts section and described under the Share class performance section on page 1. Source: Morningstar. The above ratios are based on bid to bid price based performance data. Please note this is an accumulation share class and as such the investor will not receive an income distribution. Any income will be reinvested into the fund.

I Accumulation GBP | Data as at 31.05.2024

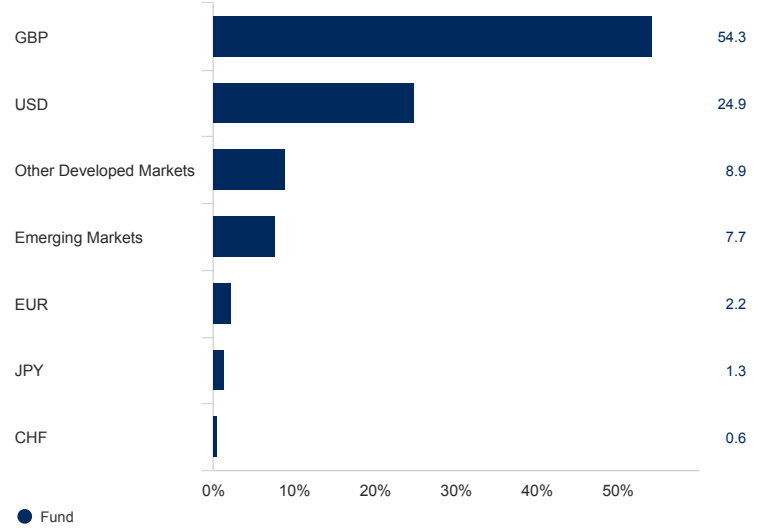
Asset allocation

Comparator refers to the Benchmark listed in the Fund facts section and described under the Share class performance section on page 1.

Asset class (%)



Currency (%)



Top 10 holdings (%)

| Holding name | % |
|---|------|
| Schroder ISF Global Equity | 12.6 |
| Schroder ISF QEP Global Core | 12.4 |
| European Equity Basket | 8.0 |
| Amundi S&P 500 ETF | 7.8 |
| Schroder All Maturities Corporate Bond Fund | 7.0 |
| Schroder Tokyo Fund | 5.0 |
| Schroder UK Multi-Cap Income Portfolio | 4.1 |
| Schroder ISF Global High Yield | 4.0 |
| FTSE 100 Index Future | 4.0 |
| UK 10 Year Government Bond Future | 3.6 |

Source: Schroders. Top holdings and asset allocation are at fund level.

Share class available

| | I Accumulation GBP | I Income GBP |
|-------------------------------|--------------------|--------------|
| Distribution frequency | Annually | Annually |
| ISIN | GB0002899846 | GB0002900388 |
| Bloomberg | SCHIMGA LN | SCHIMGI LN |
| SEDOL | 0289984 | 0290038 |

Contact information

Schroder Unit Trusts Limited
1 London Wall Place
London
United Kingdom
EC2Y 5AU
Tel: 0800 182 2399
Fax:

For your security, communications may be taped or monitored.

I Accumulation GBP | Data as at 31.05.2024

Information relating to changes in fund manager, investment objective, benchmark and corporate action information

Johanna Kyrklund, Remi Olu-Pitan and Nick Pearson replaced Johanna Kyrklund and Remi Olu-Pitan as Fund Managers for this fund on 31.10.2022.

Benchmarks: (If applicable)

Some performance differences between the fund and the benchmark may arise because the fund performance is calculated at a different valuation point from the benchmark. The fund does not have a target benchmark

Source and ratings information

Source of all performance data, unless otherwise stated: Morningstar, bid to bid, net income reinvested, net of fees.

Morningstar Rating: © Morningstar 2024. All Rights Reserved. The information contained herein: (1) is proprietary to Morningstar and/or its content providers; (2) may not be copied or distributed; and (3) is not warranted to be accurate, complete or timely. Neither Morningstar nor its content providers are responsible for any damages or losses arising from any use of this information. Past performance is no guarantee of future results.

I Accumulation GBP | Data as at 31.05.2024

Important information

Costs:

Certain costs associated with your investment in the fund may be incurred in a different currency to that of your investment. These costs may increase or decrease as a result of currency and exchange rate fluctuations.

If a performance fee is applicable to this fund, details of the performance fee model and its computation methodology can be found in the fund's prospectus. This includes a description of the performance fee calculation methodology, the dates on which the performance fee is paid and details of how the performance fee is calculated in relation to the fund's performance fee benchmark, which may differ from the benchmark in the fund's investment objective or investment policy.

For further information regarding the costs and charges associated with your investment, please consult the funds' offering documents and annual report.

General:

For help in understanding any terms used, please visit address <https://www.schroders.com/en-gb/uk/individual/glossary/> The fund is an authorised unit trust. Subscriptions for fund units can only be made on the basis of its latest Key Investor Information Document, Supplementary Information Document and Prospectus, together with the latest audited annual report (and subsequent unaudited semi-annual report, if published), copies are available in English and can be obtained, free of charge, from Schroder Unit Trusts Limited. These can be requested via our website at www.schroders.co.uk, or by calling the Investor Services Team on 0800 182 2399 requesting a printed version. Any reference to regions/ countries/ sectors/ stocks/ securities is for illustrative purposes only and not a recommendation to buy or sell any financial instruments or adopt a specific investment strategy. For help in understanding any terms used, please visit address <https://www.schroders.com/en-gb/uk/individual/glossary/> The fund is an authorised unit trust. Subscriptions for fund units can only be made on the basis of its latest Key Investor Information Document, Supplementary Information Document and Prospectus, together with the latest audited annual report (and subsequent unaudited semi-annual report, if published), copies are available in English and can be obtained, free of charge, from Schroder Unit Trusts Limited. These can be requested via our website at www.schroders.co.uk, or by calling the Investor Services Team on 0800 182 2399 requesting a printed version. Reliance should not be placed on any views or information in the material when taking individual investment and/or strategic decisions. Any reference to regions/ countries/ sectors/ stocks/ securities is for illustrative purposes only and not a recommendation to buy or sell any financial instruments or adopt a specific investment strategy. The material is not intended to provide, and should not be relied on for, accounting, legal or tax advice, or investment recommendations. Past Performance is not a guide to future performance and may not be repeated. Reliance should not be placed on any views or information in the material when taking individual investment and/or strategic decisions. The material is not intended to provide, and should not be relied on for, accounting, legal or tax advice, or investment recommendations. The value of investments and the income from them may go down as well as up and investors may not get back the amounts originally invested. Exchange rate changes may cause the value of investments to fall as well as rise. Schroders has expressed its own views and opinions in this document and these may change. Past Performance is not a guide to future performance and may not be repeated. The views and opinions contained herein are those of the individuals to whom they are attributed and may not necessarily represent views expressed or reflected in other Schroders communications, strategies or funds. The value of investments and the income from them may go down as well as up and investors may not get back the amounts originally invested. Exchange rate changes may cause the value of investments to fall as well as rise. This information is a marketing communication. Schroders has expressed its own views and opinions in this document and these may change. Information herein is believed to be reliable but Schroders does not warrant its completeness or accuracy. The views and opinions contained herein are those of the individuals to whom they are attributed and may not necessarily represent views expressed or reflected in other Schroders communications, strategies or funds. This information is a marketing communication. The data contained in this document has been sourced by Schroders and should be independently verified. Third party data is owned or licenced by the data provider and may not be reproduced, extracted or used for any other purpose without the data provider's consent. Neither Schroders, nor the data provider, will have any liability in connection with the third-party data. Information herein is believed to be reliable but Schroders does not warrant its completeness or accuracy. Schroders will be a data controller in respect of your personal data. For information on how Schroders might process your personal data, please view our Privacy Policy available at <https://www.schroders.com/en/global/individual/footer/privacy-statement/> or on request should you not have access to this webpage. The data contained in this document has been sourced by Schroders and should be independently verified. Third party data is owned or licenced by the data provider and may not be reproduced, extracted or used for any other purpose without the data provider's consent. Neither Schroders, nor the data provider, will have any liability in connection with the third-party data. For your security, communications may be recorded or monitored. We recommend you seek financial advice from an Independent Adviser before making an investment decision. If you don't already have an Adviser, you can find one at www.unbiased.co.uk or www.vouchedfor.co.uk Before investing in an Investment Trust, refer to the prospectus, the latest Key Information Document (KID) and Key Features Document (KFD) at www.schroders.co.uk/investor or on request. Issued by Schroder Unit Trusts Limited, 1 London Wall Place, London EC2Y 5AU. Registration No 4191730 England. Authorised and regulated by the Financial Conduct Authority Issued by Schroder Pension Management Limited, 1 London Wall Place, London EC2Y 5AU. Registration No 5606609 England. Authorised by the Prudential Regulation Authority and regulated by the Prudential Regulation Authority and the Financial Conduct Authority. This document may contain "forward-looking" information, such as forecasts or projections. Please note that any such information is not a guarantee of any future performance and there is no assurance that any forecast or projection will be realised. Schroders will be a data controller in respect of your personal data. For information on how Schroders might process your personal data, please view our Privacy Policy available at <https://www.schroders.com/en/global/individual/footer/privacy-statement/> or on request should you not have access to this webpage. For your security, communications may be recorded or monitored. Issued by Schroder Unit Trusts Limited, 1 London Wall Place, London EC2Y 5AU. Registration No 4191730 England. Authorised and regulated by the Financial Conduct Authority