

BNY Mellon Global Emerging Markets Opportunities Fund

INVESTMENT MANAGER



Newton Investment Management: Newton aims to deliver outcomes for its clients across active equities, income, absolute return, multi-asset, thematic and sustainable strategies. Its capabilities are driven by its global investment research platform which

harnesses a breadth of both fundamental and quantitative research.

GENERAL INFORMATION

Total net assets (million)	£ 188.07
Historic yield (%)	0.58
Active Share (%)	78.40
Performance Benchmark	MSCI Emerging Markets Index NR
IA Sector	Global Emerging Markets
Lipper sector	Equity Emerging Markets Global
Fund type	ICVC
Fund domicile	UK
Fund manager	Liliana Castillo Dearth
Alternate	Alex Khosla
Base currency	GBP
Currencies available	GBP
Fund launch	25 Jul 2015
Distribution dates	31 Aug

INSTITUTIONAL SHARES W (ACC.) SHARE

CLASS DETAILS

Inception date	27 Jul 2015
Min. initial investment	£ 500,000
Annual mgmt charge	0.75%
ISIN	GB00BVRZK937
Bloomberg	NEGEMWA
Sedol	BVRZK93
Registered for sale in:	GB
Ongoing charge*	0.90%

*It should be noted that the ongoing charge figure shown includes ongoing charges in respect of other open-ended investment funds but excludes ongoing charges from closed-ended funds held. The ongoing charges from closed-ended funds held were 0.00% as at 31 December 2023.

For more details please read the KIID document.

DEALING

09:00 to 17:00 each business day
Valuation point: 12:00 London time

FUND STATISTICS - 3 YEARS

Jensen Alpha	-0.21
Beta	0.79
Correlation	0.86
Annualised Information Ratio	-0.19
Annualised Sharpe Ratio	-0.55
Annualised Tracking Error	7.00
R ²	0.74
Annualised Standard Deviation	12.53
Maximum Drawdown	-26.03
VaR Normal 95%	-6.38

INVESTMENT OBJECTIVE

The Fund aims to achieve capital growth over the long term (5 years or more).

Effective 18th November 2022, the Fund name changed from BNY Mellon Global Emerging Markets Fund to BNY Mellon Global Emerging Markets Opportunities Fund.

PERFORMANCE DISCLOSURE

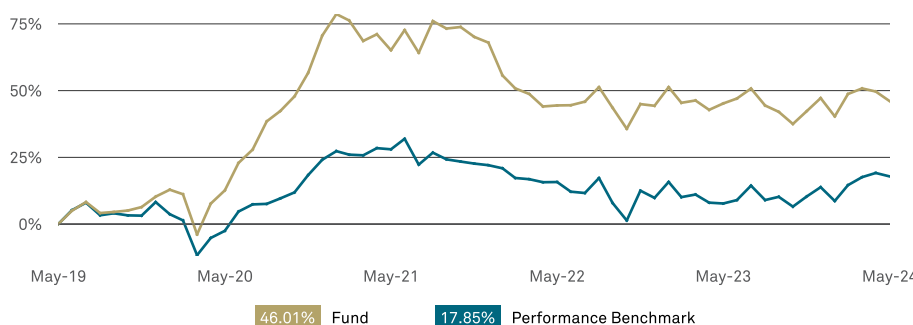
Past performance is not a guide to future performance. The value of investments can fall. Investors may not get back the amount invested. Income from investments may vary and is not guaranteed.

PERFORMANCE BENCHMARK

The Fund will measure its performance against the MSCI Emerging Markets NR Index as a comparator benchmark (the "Benchmark"). The Fund will use the Benchmark as an appropriate comparator because it includes a broad representation of the asset class, sectors and geographical areas in which the Fund predominantly invests.

The Fund is actively managed, which means the Investment Manager has discretion over the selection of investments subject to the investment objective and policies disclosed in the Prospectus. While the Fund's holdings may include constituents of the Benchmark, the selection of investments and their weightings in the portfolio are not influenced by the Benchmark. The investment strategy does not restrict the extent to which the Investment Manager may deviate from the Benchmark.

5 YEAR CUMULATIVE PERFORMANCE (%)



PERFORMANCE SUMMARY (%)

					Annualised		
	1M	3M	YTD	1YR	2YR	3YR	5YR
Institutional Shares W (Acc.)	-2.45	-1.83	-0.81	0.56	0.54	-4.02	7.85
Sterling Income Shares	-2.51	-2.02	-1.14	-0.24	-0.27	-4.80	6.98
Performance Benchmark	-1.10	2.85	3.54	9.40	0.90	-2.72	3.34
Sector	-1.04	2.81	3.74	9.72	2.19	-2.11	3.79
No. of funds in sector	135	135	135	135	131	126	107
Quartile Institutional Shares W (Accumulation)	4	4	4	4	3	2	1

	2019	2020	2021	2022	2023
Fund	19.25	54.70	-1.54	-14.08	2.00
Performance Benchmark	13.86	14.65	-1.64	-10.02	3.63
Sector	17.03	13.91	1.20	-11.68	4.83

ANNUAL PERFORMANCE TO LAST QUARTER END (%)

From	Mar 2019	Mar 2020	Mar 2021	Mar 2022	Mar 2023
To	Mar 2020	Mar 2021	Mar 2022	Mar 2023	Mar 2024
Fund	-4.20	75.39	-11.80	-1.62	3.08

Source for all performance: Lipper as at 31 May 2024. Fund Performance for the Institutional Shares W (Accumulation) calculated as total return, including reinvested income net of UK tax and charges, based on net asset value. All figures are in GBP terms. The impact of an initial charge (currently not applied) can be material on the performance of your investment. Further information is available upon request.

NGEMF Unit Trust merged into the Newton Global Emerging Markets Fund, a sub-fund of BNY Mellon Investment Funds on 25 July 2015.

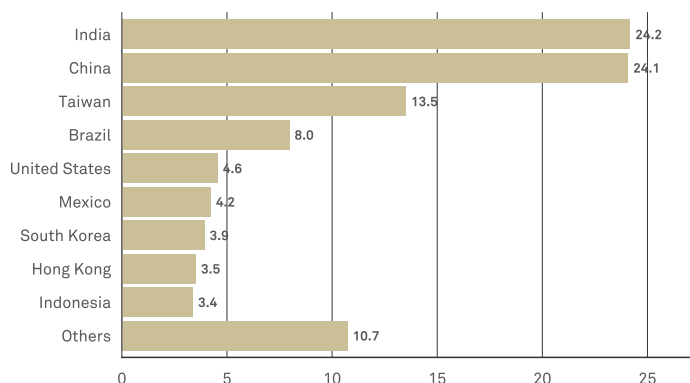
SHARE CLASS TABLE

	Ongoing charge	ISIN	Sedol	Min. initial investment
Sterling Income	1.69%	GB00BVRZK820	BVRZK82	£ 1,000

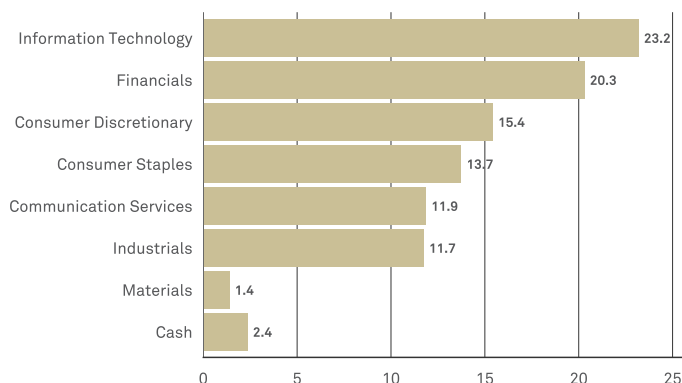
BNY Mellon Investment Management
EMEA Limited - Client Services

Tel: 08085 660 000 | Email:
brokersupport@bnymellon.com Tel:
+44 20 7163 2367 |
internationalsales@bnymellon.com |
www.bnymellonim.com

GEOGRAPHICAL ALLOCATION (%)



INDUSTRIAL ALLOCATION (%)



TOP 10 HOLDINGS (%)

	Fund
Taiwan Semiconductor Manufacturing Co., Ltd.	7.6
Tencent Holdings Ltd.	5.9
AIA Group Limited	3.5
Wal-Mart de Mexico SAB de CV	3.2
Samsung Electronics Co., Ltd.	3.1
Tata Consultancy Services Limited	3.0
MercadoLibre, Inc.	3.0
Info Edge India Ltd.	2.9
HDFC Bank Limited	2.8
WEG S.A.	2.7

ACTIVE MONEY (%)

Top overweight	Fund	Perf. B'mark
Consumer Staples	13.7	5.5
Industrials	11.7	7.0
Communication Services	11.9	9.0
Consumer Discretionary	15.4	13.0

ACTIVE MONEY (%)

Top underweight	Fund	Perf. B'mark
Materials	1.4	7.2
Energy	0.0	5.3
Health Care	0.0	3.2
Utilities	0.0	2.9
Financials	20.3	22.1

Source: BNY Mellon Investment Management EMEA Limited

IMPORTANT INFORMATION

For Professional Clients only. This is a financial promotion and is not investment advice. For a full list of risks applicable to this fund, please refer to the Prospectus. Before subscribing, investors should read the most recent Prospectus and KIID for each fund in which they want to invest. Go to www.bnymellonim.com. The Prospectus and KIID are available in English and in an official language of the jurisdictions in which the Fund is registered for public sale. Portfolio holdings are subject to change, for information only and are not investment recommendations. Calls may be recorded. For more information visit our Privacy Policy at www.bnymellonim.com. BNY Mellon is the corporate brand of The Bank of New York Mellon Corporation and its subsidiaries. The Fund is a sub-fund of BNY Mellon Investment Funds, an open-ended investment company with variable capital (ICVC) with limited liability between sub-funds. Incorporated in England and Wales: registered number IC27. The Authorised Corporate Director (ACD) is BNY Mellon Fund Managers Limited (BNY MFM), incorporated in England and Wales: No. 1998251. Registered address: BNY Mellon Centre, 160 Queen Victoria Street, London EC4V 4LA. Authorised and regulated by the Financial Conduct Authority. Issued in the UK by BNY Mellon Investment Management EMEA Limited, BNY Mellon Centre, 160 Queen Victoria Street, London EC4V 4LA. Registered in England No. 1118580. Authorised and regulated by the Financial Conduct Authority. Newton is a member of the IA.