

Responsible Horizons UK Corporate Bond Fund

INVESTMENT MANAGER



Insight are leaders in risk management, fixed income and multi-asset investment solutions.

PERFORMANCE BENCHMARK

The Fund will measure its performance against the Markit iBoxx GBP Collateralized & Corporate Index (the "Benchmark") after fees over any rolling three year period (meaning a period of three years, no matter which day you start on). The Fund will use Markit iBoxx GBP Collateralized & Corporate Index as a target for the purposes of monitoring the risk taken in the Fund and the UK Investment Association's Sterling Corporate Bond NR Sector average as an appropriate comparator because it includes a broad representation of similar Sterling denominated funds that invest in corporate bonds.

The Fund is actively managed, which means the Investment Manager has discretion to invest outside the Benchmarks, subject to the investment objective and policy as disclosed in the Prospectus.

GENERAL INFORMATION

Total net assets (million)	£ 24.30
Distribution yield (%)	4.62
Performance Benchmark	Markit iBoxx Sterling Collateralized & Corp TR GBP
IA sector (Performance Comparator)	£ Corporate Bond
Lipper sector	Bond GBP Corporates
Fund type	ICVC
Fund domicile	UK
Fund manager	Damien Hill
Alternate	Team approach
Base currency	GBP
Currencies available	GBP
Fund launch	03 Nov 1997
Distributions	Quarterly

INSTITUTIONAL SHARES W (ACC.) SHARE CLASS DETAILS

Inception date	03 Sep 2012
Min. initial investment	£ 500,000
Annual mgmt charge	0.35%
ISIN	GB00B8KDLX41
Bloomberg	NEWCBWA
Sedol	B8KDLX4
Registered for sale in:	GB
Ongoing charge*	0.40%

*It should be noted that the ongoing charge figure shown includes ongoing charges in respect of other open-ended investment funds but excludes ongoing charges from closed-ended funds held. The ongoing charges from closed-ended funds held were 0.00% as at 31 December 2023.

For more details please read the KIID document.

DEALING

09:00 to 17:00 each business day
Valuation point: 12:00 London time

FUND RATINGS



Ratings should not be used for making an investment decision and do not constitute a recommendation or advice in the selection of a specific investment or class of investments.

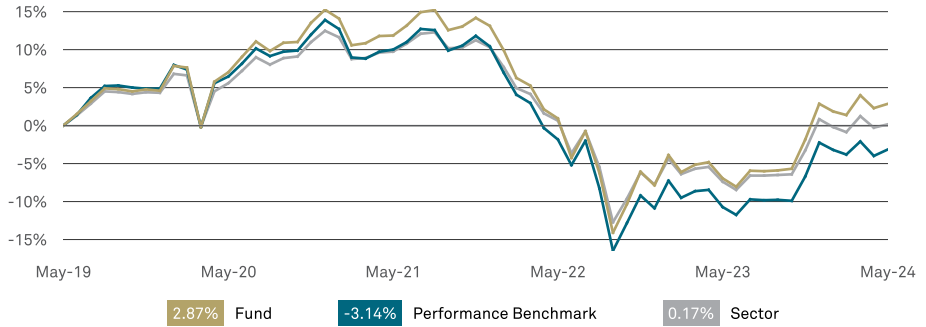
INVESTMENT OBJECTIVE

To generate a return through a combination of income and capital returns, whilst taking environmental, social and governance ("ESG") factors into account. The Fund targets the outperformance of the Markit iBoxx GBP Collateralized & Corporate Index after fees over any rolling three year period (meaning a period of three years, no matter which day you start on). However, performance is not guaranteed and a capital loss may occur.

PERFORMANCE DISCLOSURE

Past performance is not a guide to future performance. The value of investments can fall. Investors may not get back the amount invested. Income from investments may vary and is not guaranteed.

5 YEAR CUMULATIVE PERFORMANCE (%)



PERFORMANCE SUMMARY (%)

	Annualised						
	1M	3M	YTD	1YR	2YR	3YR	5YR
Institutional Shares W (Acc.)	0.56	1.46	0.01	10.55	0.95	-2.75	0.57
Sterling Income Shares	0.52	1.36	-0.17	10.11	0.54	-3.15	0.10
Performance Benchmark	0.89	0.70	-0.91	8.49	-0.67	-4.15	-0.63
Sector	0.44	1.04	-0.66	8.16	-0.24	-2.99	0.03
No. of funds in sector	91	91	91	91	90	88	81
Quartile Institutional Shares W (Accumulation)	1	1	2	1	2	2	2

	2019	2020	2021	2022	2023
Fund	10.15	10.21	-1.85	-18.55	11.64
Performance Benchmark	10.58	8.61	-3.05	-19.29	9.69
Sector	9.43	7.83	-1.92	-16.38	9.31

ANNUAL PERFORMANCE TO LAST QUARTER END (%)

From	Mar 2019	Mar 2020	Mar 2021	Mar 2022	Mar 2023
To	Mar 2020	Mar 2021	Mar 2022	Mar 2023	Mar 2024
Fund	0.88	11.07	-5.04	-9.89	9.64

Source for all performance: Lipper as at 31 May 2024. Fund Performance for the Institutional Shares W (Accumulation) calculated as total return, including reinvested income net of UK tax and charges, based on net asset value. All figures are in GBP terms. The impact of an initial charge (currently not applied) can be material on the performance of your investment. Further information is available upon request.

SHARE CLASS TABLE

	Ongoing charge	ISIN	Sedol	Min. initial investment
Sterling Income	0.82%	GB0006779101	677910	£ 1,000

MORNINGSTAR

SUSTAINABILITY RATINGS

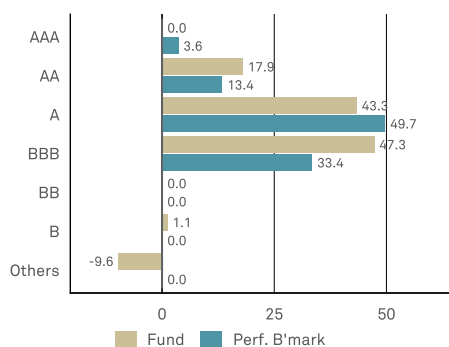


Out of 359 Sterling Fixed Income global category funds as of 31/03/2024. Based on 88.27 % of AUM. Data is based on long positions only. The Morningstar Sustainability Rating™ measures how well the issuing companies or countries of the investments within the Fund's portfolio are managing their financially material environmental, social and governance (ESG) risks relative to other funds within the same Morningstar Category. Ratings range from 1 globe (low) to 5 globes (high). Higher ratings indicate the Fund investments have lower ESG risk relative to peer funds. For full details of the rating methodology please refer to www.morningstar.com. © 2024 Morningstar. All rights reserved. The information contained herein: (1) is proprietary to Morningstar and/or its content providers; (2) may not be copied or distributed; and (3) is not warranted to be accurate, complete, or timely. Neither Morningstar nor its content providers are responsible for any damages or losses arising from any use of this information.

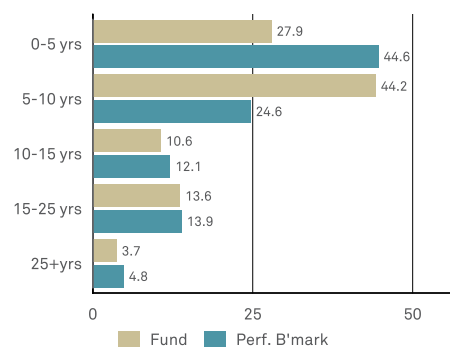
BNY Mellon Investment Management EMEA Limited - Client Services

Tel: 08085 660 000 | Email: brokersupport@bnymellon.com Tel: +44 20 7163 2367 | internationalsales@bnymellon.com | www.bnymellonim.com

CREDIT QUALITY BREAKDOWN (%)



MATURITY DISTRIBUTION (%)



PORTFOLIO CHARACTERISTICS

	Fund	Perf. B'mark
Duration (in years)	6.3	6.0
Yield to maturity (%)	6.2	5.6
No. of issuers	120	371

FUND STATISTICS - 3 YEARS

Jensen Alpha	0.12
Beta	1.00
Correlation	0.99
Annualised Information Ratio	0.95
Annualised Sharpe Ratio	-0.55
Annualised Tracking Error	1.53
R ²	0.98
Annualised Standard Deviation	10.31
Maximum Drawdown	-29.36
VaR Normal 95%	-5.20

TOP 10 ISSUERS (%)

	Fund
United Kingdom Gilt	12.8
HSBC Holdings Plc	2.3
Electricite de France Sa	2.2
Motability Operations Group Plc	1.8
AT&T Inc	1.8
Barclays Plc	1.5
National Grid	1.4
E.ON International Finance BV	1.4
AA Bond Co Ltd	1.4
Places For People Home Plc	1.3

ASSET ALLOCATION (%)

	Fund	Perf. B'mark
Finance (incl. Covered)	30.9	38.7
Utilities	15.5	17.8
Securitised	11.3	11.0
Property	7.2	4.5
Transport	7.1	4.7
Media	1.8	0.4
Food and Beverage	1.3	1.9
Autos	0.6	2.8
Energy	0.0	1.8
Others	24.4	16.5

Source: BNY Mellon Investment Management EMEA Limited

IMPORTANT INFORMATION

For Professional Clients only. This is a financial promotion and is not investment advice. For a full list of risks applicable to this fund, please refer to the Prospectus. Before subscribing, investors should read the most recent Prospectus and KIID for each fund in which they want to invest. Go to www.bnymellonim.com. The Prospectus and KIID are available in English and in an official language of the jurisdictions in which the Fund is registered for public sale. Portfolio holdings are subject to change, for information only and are not investment recommendations. Calls may be recorded. For more information visit our Privacy Policy at www.bnymellonim.com. BNY Mellon is the corporate brand of The Bank of New York Mellon Corporation and its subsidiaries. The Fund is a sub-fund of BNY Mellon Investment Funds, an open-ended investment company with variable capital (ICVC) with limited liability between sub-funds. Incorporated in England and Wales: registered number IC27. The Authorised Corporate Director (ACD) is BNY Mellon Fund Managers Limited (BNY MFM), incorporated in England and Wales: No. 1998251. Registered address: BNY Mellon Centre, 160 Queen Victoria Street, London EC4V 4LA. Authorised and regulated by the Financial Conduct Authority. Issued in the UK by BNY Mellon Investment Management EMEA Limited, BNY Mellon Centre, 160 Queen Victoria Street, London EC4V 4LA. Registered in England No. 1118580. Authorised and regulated by the Financial Conduct Authority.