

Z Income GBP Hedged | Data as at 31.05.2024

Fund objectives and investment policy

The fund aims to provide income and capital growth in excess of inflation (as measured by UK Consumer Price Index) plus 3% per annum (after fees have been deducted) over a 3 to 5 year period by investing in equities of real estate companies worldwide. This cannot be guaranteed and your capital is at risk.

Above is the Investment Objective of the fund. For details on the full fund's Investment Policy please see the KIID.

Relevant risks associated with an investment in this fund are shown below and should be carefully considered before making any investment. Past Performance is not a guide to future performance and may not be repeated. The value of investments and the income from them may go down as well as up and investors may not get back the amounts originally invested. Exchange rate changes may cause the value of investments to fall as well as rise. Performance data does not take into account any commissions and costs, if any, charged when units or shares of any fund, as applicable, are issued and redeemed.

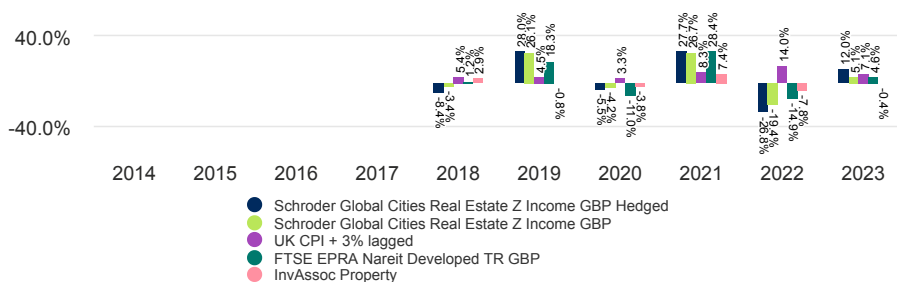
Share class performance (%)

Cumulative performance	1 month	3 months	YTD	1 year	3 years	5 years	Since inception
GBP Hedged	0.8	0.2	-2.2	10.5	-8.5	6.7	24.6
GBP Unhedged	-0.3	-0.8	-3.6	5.7	-3.7	5.9	-
Target GBP	0.6	2.3	2.6	5.4	32.4	43.7	-
Comparator 1 GBP	1.8	0.2	-3.5	5.6	-0.4	1.5	-
Comparator 2 GBP	0.6	1.0	-0.5	-1.4	-2.4	-6.7	-

Discrete yearly performance (%)	May 14 - May 15	May 15 - May 16	May 16 - May 17	May 17 - May 18	May 18 - May 19	May 19 - May 20	May 20 - May 21	May 21 - May 22	May 22 - May 23	May 23 - May 24
GBP Hedged	-	-	-	4.7	7.1	-7.1	25.6	-0.6	-16.7	10.5
GBP Unhedged	-	-	-	3.1	13.1	-2.7	12.9	7.9	-15.6	5.7
Target GBP	-	-	-	5.5	5.2	3.8	4.6	12.3	11.9	5.4
Comparator 1 GBP	-	-	-	2.8	14.6	-14.6	19.4	8.6	-13.1	5.6
Comparator 2 GBP	-	-	-	6.6	1.3	-4.0	-0.4	11.7	-11.4	-1.4

Calendar year performance	2014	2015	2016	2017	2018	2019	2020	2021	2022	2023
GBP Hedged	-	-	-	-	-8.4	28.0	-5.5	27.7	-26.8	12.0
GBP Unhedged	-	-	-	-	-3.4	26.1	-4.2	26.7	-19.4	5.1
Target GBP	-	-	-	-	5.4	4.5	3.3	8.3	14.0	7.1
Comparator 1 GBP	-	-	-	-	1.2	18.3	-11.0	28.4	-14.9	4.6
Comparator 2 GBP	-	-	-	-	2.9	-0.8	-3.8	7.4	-7.8	-0.4

Performance over 10 years (%)



Please see the Benchmark section under Important information for more details.

Fund facts

Fund manager	Tom Walker Hugo Machin
Managed fund since	15.08.2014 ; 15.08.2014
Fund management company	Schroder Unit Trusts Limited
Domicile	United Kingdom
Fund launch date	09.12.2005
Share class launch date	23.01.2017
Fund base currency	GBP
Share class currency	GBP
Fund size (Million)	GBP 1,269.47
Number of holdings	57
Target	UK CPI + 3% lagged
Comparator 1	FTSE EPRA Nareit Developed TR GBP
Comparator 2	InvAssoc Property
Unit NAV	GBP 0.5754
Dealing frequency	Daily
Distribution frequency	Annually

Fees & expenses

Ongoing charge	0.93%
Redemption fee	0.00%

Purchase details

Minimum initial subscription	GBP 50,000
------------------------------	------------

Codes

ISIN	GB00BYX7J192
Bloomberg	SCGCRZI LN
SEDOL	BYX7J19

Z Income GBP Hedged | Data as at 31.05.2024

Risk considerations

Counterparty risk: The fund may have contractual agreements with counterparties. If a counterparty is unable to fulfil their obligations, the sum that they owe to the fund may be lost in part or in whole.

Currency risk: The fund may lose value as a result of movements in foreign exchange rates, otherwise known as currency rates.

Currency risk / hedged share class: The currency hedging of the share class may not be fully effective and residual currency exposure may remain.

Derivatives risk: Derivatives, which are financial instruments deriving their value from an underlying asset, may be used to manage the portfolio efficiently. A derivative may not perform as expected, may create losses greater than the cost of the derivative and may result in losses to the fund.

Higher volatility risk: The price of this fund may be volatile as it may take higher risks in search of higher rewards, meaning the price may go up and down to a greater extent.

IBOR risk: The transition of the financial markets away from the use of interbank offered rates (IBORs) to alternative reference interest rates may impact the valuation of certain holdings and disrupt liquidity in certain instruments. This may impact the investment performance of the fund.

Liquidity risk: In difficult market conditions, the fund may not be able to sell a security for full value or at all. This could affect performance and could cause the fund to defer or suspend redemptions of its shares, meaning investors may not be able to have immediate access to their holdings.

Market risk: The value of investments can go up and down and an investor may not get back the amount initially invested.

Operational risk: Operational processes, including those related to the safekeeping of assets, may fail. This may result in losses to the fund.

Performance risk: Investment objectives express an intended result but there is no guarantee that such a result will be achieved. Depending on market conditions and the macro economic environment, investment objectives may become more difficult to achieve.

Real estate and property risk: Real estate investments are subject to a variety of risk conditions such as economic conditions, changes in laws (e.g. environmental and zoning) and other influences on the market.

Currency risk / hedged share class: The hedging of the share class may not be fully effective and residual currency exposure may remain.

Synthetic risk & reward indicator (SRRI)

LOWER RISK Potentially lower reward **HIGHER RISK** Potentially higher reward



The risk category was calculated using historical performance data and may not be a reliable indicator of the fund's future risk profile. The fund's risk category is not guaranteed to remain fixed. Please see the Key Investor Information Document for more information.

Risk statistics & financial ratios

	Fund	Target
Annual volatility (%) (3y)	16.0	2.1
Alpha (%) (3y)	6.2	-
Beta (3y)	-1.3	-
Sharpe ratio (3y)	-0.2	2.8
Information ratio (3y)	-0.7	-
12 Month yield	1.6	-
Dividend Yield (%)	3.7	-
Price to book	1.5	-
Price to earnings	27.1	-
Predicted Tracking error (%)	1.7	-

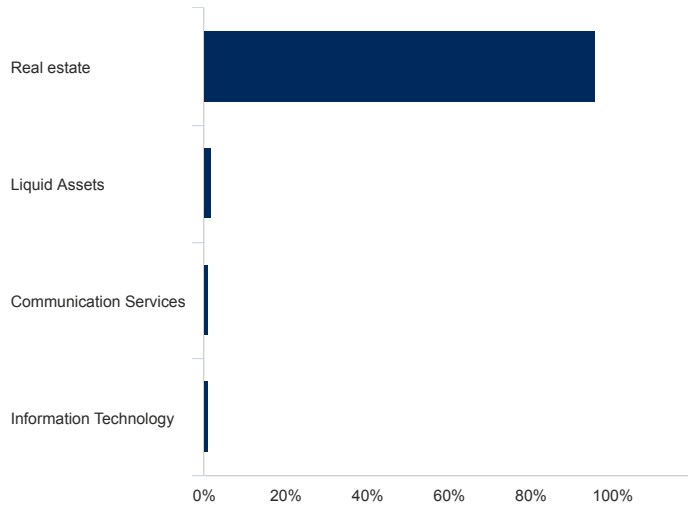
Source: Morningstar, and Schroders for the Predicted tracking error. The above ratios are based on bid to bid price based performance data. Source: Morningstar, and Schroders for the Predicted tracking error. The above ratios are based on bid to bid price based performance data of the unhedged equivalent share class. For help in understanding any terms used, please visit <https://www.Schroders.com/en/glossary/> These financial ratios refer to the average of the equity holdings contained in the fund's portfolio and in the benchmark (if mentioned) respectively.

Z Income GBP Hedged | Data as at 31.05.2024

Asset allocation

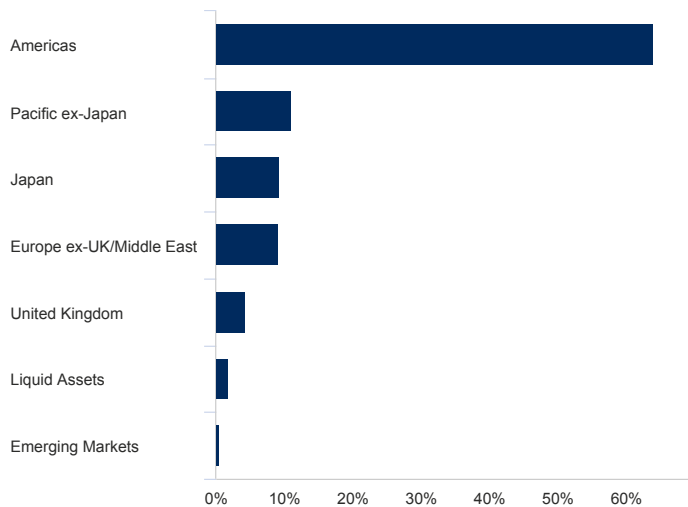
Target refers to the Benchmark listed in the Fund facts section and described under the Share class performance section on page 1.

Sector (%)



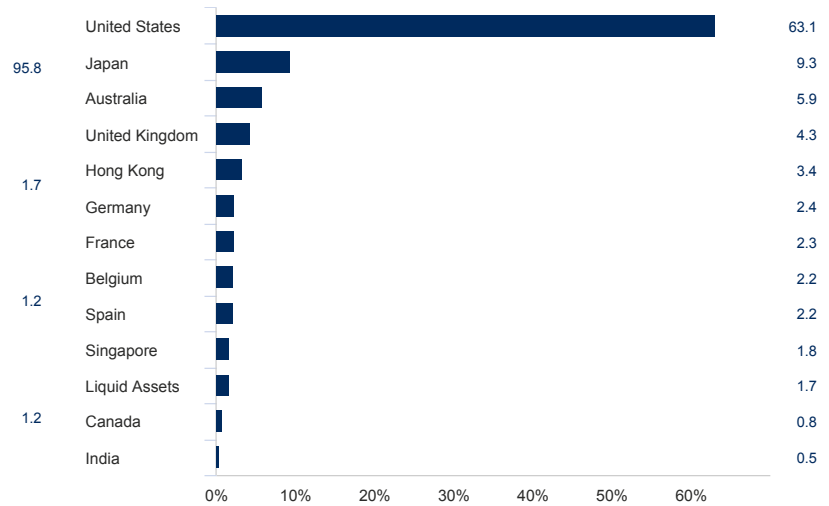
● Fund

Region (%)



● Fund

Geographical breakdown (%)



● Fund

Top 10 holdings (%)

Holding name	%
Simon Property Group Inc	5.2
Equinix Inc	5.0
Digital Realty Trust Inc	4.8
Prologis Inc	4.8
Welltower Inc	3.9
Invitation Homes Inc	3.7
Public Storage/new	3.3
AvalonBay Communities Inc	2.8
Equity Residential	2.7
Rexford Industrial Realty Inc	2.6

Source: Schroders. Top holdings and asset allocation are at fund level.

Contact information

Schroder Unit Trusts Limited
1 London Wall Place
London
United Kingdom
EC2Y 5AU
Tel: 0800 182 2399
Fax:

For your security, communications may be taped or monitored.

Z Income GBP Hedged | Data as at 31.05.2024

Information relating to changes in fund manager, investment objective, benchmark and corporate action information

On 19.02.2016 Schroders Global Property Securities Fund change its name to Schroders Global Real Estate Securities Fund. On 01.08.2016 Schroders Global Real Estate Securities Fund changed its name to Schroders Global Cities Real Estate.

Benchmarks: (If applicable)

Some performance differences between the fund and the benchmark may arise because the fund performance is calculated at a different valuation point from the benchmark. The target benchmark has been selected because it is representative of the type of investments in which the fund is likely to invest, and it is, therefore, an appropriate target in relation to the return that the fund aims to provide. The comparator benchmark has been selected because the investment manager believes that the benchmark is a suitable comparison for performance purposes given the fund's investment objective and policy. The investment manager invests on a discretionary basis and there are no restrictions on the extent to which the fund's portfolio and performance may deviate from the benchmark. The investment manager will invest in companies or sectors not included in the benchmark in order to take advantage of specific investment opportunities.

Source and ratings information

Source of all performance data, unless otherwise stated: Morningstar, bid to bid, net income reinvested, net of fees.

Z Income GBP Hedged | Data as at 31.05.2024

Important information

Costs:

Certain costs associated with your investment in the fund may be incurred in a different currency to that of your investment. These costs may increase or decrease as a result of currency and exchange rate fluctuations.

If a performance fee is applicable to this fund, details of the performance fee model and its computation methodology can be found in the fund's prospectus. This includes a description of the performance fee calculation methodology, the dates on which the performance fee is paid and details of how the performance fee is calculated in relation to the fund's performance fee benchmark, which may differ from the benchmark in the fund's investment objective or investment policy.

For further information regarding the costs and charges associated with your investment, please consult the funds' offering documents and annual report.

General:

For help in understanding any terms used, please visit address <https://www.schroders.com/en-gb/uk/individual/glossary/> The fund is an authorised unit trust. Subscriptions for fund units can only be made on the basis of its latest Key Investor Information Document, Supplementary Information Document and Prospectus, together with the latest audited annual report (and subsequent unaudited semi-annual report, if published), copies are available in English and can be obtained, free of charge, from Schroder Unit Trusts Limited. These can be requested via our website at www.schroders.co.uk, or by calling the Investor Services Team on 0800 182 2399 requesting a printed version. Any reference to regions/ countries/ sectors/ stocks/ securities is for illustrative purposes only and not a recommendation to buy or sell any financial instruments or adopt a specific investment strategy. For help in understanding any terms used, please visit address <https://www.schroders.com/en-gb/uk/individual/glossary/> Reliance should not be placed on any views or information in the material when taking individual investment and/or strategic decisions. The fund is an authorised unit trust. Subscriptions for fund units can only be made on the basis of its latest Key Investor Information Document, Supplementary Information Document and Prospectus, together with the latest audited annual report (and subsequent unaudited semi-annual report, if published), copies are available in English and can be obtained, free of charge, from Schroder Unit Trusts Limited. These can be requested via our website at www.schroders.co.uk, or by calling the Investor Services Team on 0800 182 2399 requesting a printed version. Any reference to regions/ countries/ sectors/ stocks/ securities is for illustrative purposes only and not a recommendation to buy or sell any financial instruments or adopt a specific investment strategy. The material is not intended to provide, and should not be relied on for, accounting, legal or tax advice, or investment recommendations. Reliance should not be placed on any views or information in the material when taking individual investment and/or strategic decisions. Past Performance is not a guide to future performance and may not be repeated. The value of investments and the income from them may go down as well as up and investors may not get back the amounts originally invested. Exchange rate changes may cause the value of investments to fall as well as rise. The material is not intended to provide, and should not be relied on for, accounting, legal or tax advice, or investment recommendations. Past Performance is not a guide to future performance and may not be repeated. Schroders has expressed its own views and opinions in this document and these may change. The views and opinions contained herein are those of the individuals to whom they are attributed and may not necessarily represent views expressed or reflected in other Schroders communications, strategies or funds. The value of investments and the income from them may go down as well as up and investors may not get back the amounts originally invested. Exchange rate changes may cause the value of investments to fall as well as rise. This information is a marketing communication. Schroders has expressed its own views and opinions in this document and these may change. Information herein is believed to be reliable but Schroders does not warrant its completeness or accuracy. The views and opinions contained herein are those of the individuals to whom they are attributed and may not necessarily represent views expressed or reflected in other Schroders communications, strategies or funds. The data contained in this document has been sourced by Schroders and should be independently verified. Third party data is owned or licenced by the data provider and may not be reproduced, extracted or used for any other purpose without the data provider's consent. Neither Schroders, nor the data provider, will have any liability in connection with the third-party data. This information is a marketing communication Information herein is believed to be reliable but Schroders does not warrant its completeness or accuracy. Schroders will be a data controller in respect of your personal data. For information on how Schroders might process your personal data, please view our Privacy Policy available at <https://www.schroders.com/en/global/individual/footer/privacy-statement/> or on request should you not have access to this webpage. The data contained in this document has been sourced by Schroders and should be independently verified. Third party data is owned or licenced by the data provider and may not be reproduced, extracted or used for any other purpose without the data provider's consent. Neither Schroders, nor the data provider, will have any liability in connection with the third-party data. For your security, communications may be recorded or monitored. We recommend you seek financial advice from an Independent Adviser before making an investment decision. If you don't already have an Adviser, you can find one at www.unbiased.co.uk or www.vouchedfor.co.uk Before investing in an Investment Trust, refer to the prospectus, the latest Key Information Document (KID) and Key Features Document (KFD) at www.schroders.co.uk/investor or on request. Issued by Schroder Unit Trusts Limited, 1 London Wall Place, London EC2Y 5AU. Registration No 4191730 England. Authorised and regulated by the Financial Conduct Authority This document may contain "forward-looking" information, such as forecasts or projections. Please note that any such information is not a guarantee of any future performance and there is no assurance that any forecast or projection will be realised. Issued by Schroder Pension Management Limited, 1 London Wall Place, London EC2Y 5AU. Registration No 5606609 England. Authorised by the Prudential Regulation Authority and regulated by the Prudential Regulation Authority and the Financial Conduct Authority. Schroders will be a data controller in respect of your personal data. For information on how Schroders might process your personal data, please view our Privacy Policy available at <https://www.schroders.com/en/global/individual/footer/privacy-statement/> or on request should you not have access to this webpage. For your security, communications may be recorded or monitored. Issued by Schroder Unit Trusts Limited, 1 London Wall Place, London EC2Y 5AU. Registration No 4191730 England. Authorised and regulated by the Financial Conduct Authority FTSE index: LSEG is the administrator of certain indices and benchmarks as detailed at <https://www.lseg.com/en/ftse-russell/benchmarks>. No other information provided, displayed or contained in any LSEG service is made available for use as a benchmark, whether in relation to a financial instrument, financial contract or to measure the performance of an investment fund, or otherwise in a way that would require the relevant information to be administered by a benchmark administrator pursuant to the Benchmarks Regulation (the "Prohibited Use"). LSEG does not grant rights for you to access or use such information for the Prohibited Use and you may breach the Benchmarks Regulation and/or any contract with LSEG if you do. In the event that you identify the

Z Income GBP Hedged | Data as at 31.05.2024

Prohibited Use of information by any person, you must promptly notify LSEG and provide such details as we may reasonably request to ensure the cessation of the Prohibited Use, where appropriate. Notwithstanding the foregoing, where you have entered into a direct license with a third-party provider which permits the Prohibited Use with respect to such third party provider's information, you are solely responsible for compliance with Benchmarks Regulation and LSEG shall have no liability or responsibility for any loss or damages that arise from or in connection with the Prohibited Use. LSEG and its affiliates do not warrant that any information is provided in compliance with the Benchmarks Regulation and accept no liability and have no responsibility for any loss or damages that arise from or in connection with the Prohibited Use of the information. "Benchmarks Regulation" means, in respect of the EEA, EU Regulation 2016/1011, in respect of UK, UK benchmarks regulation and in respect of another country, the equivalent legislation. If you are in any doubt about the meaning of the Prohibited Use or your obligations under the Benchmarks Regulation, you should seek professional advice