



Artemis UK Smaller Companies Fund

Class I distribution units, GBP

MARKETING COMMUNICATION

1941.60p

price at 31 May 2024

0.860%

ongoing charge

June 2024 (data as of 31 May 2024)

OBJECTIVE AND INVESTMENT POLICY

Objective

To grow capital over a five year period.

Investment policy

What the fund invests in

- 80% to 100% in shares of smaller companies.
- Up to 20% in bonds, cash and near cash, other transferable securities, other funds (up to 10%) managed by Artemis and third party funds, money market instruments, and derivatives.

Use of derivatives

The fund may use derivatives for efficient portfolio management purposes to:

- reduce risk
- manage the fund efficiently.

Where the fund invests

- United Kingdom, including companies in other countries that are headquartered or have a significant part of their activities in the United Kingdom.

Industries the fund invests in

- Any

Other limitations specific to this fund

- None

Investment strategy

- The fund is actively managed.
- The manager adopts a long-term investment approach.
- The manager seeks to mostly invest in companies with predictable and/or growing cashflow streams which require little additional capital to sustain.
- The manager identifies smaller companies with reference to their relative market capitalisation.

Benchmarks

- Deutsche Numis UK Smaller Companies (-InvTrust) TR
A widely-used indicator of the performance of the UK smaller companies stockmarket, in which the fund invests. It acts as a 'comparator benchmark' against which the fund's performance can be compared. Management of the fund is not restricted by this benchmark.
- IA UK Smaller Companies NR
A group of other asset managers' funds that invest in similar asset types as this fund, collated by the Investment Association. It acts as a 'comparator benchmark' against which the fund's performance can be compared. Management of the fund is not restricted by this benchmark.

For the latest fund and market

commentaries, visit

www.artemisfunds.com/insights,

and for any important changes

to y(our) funds, visit

www.artemisfunds.com/fund-changes.



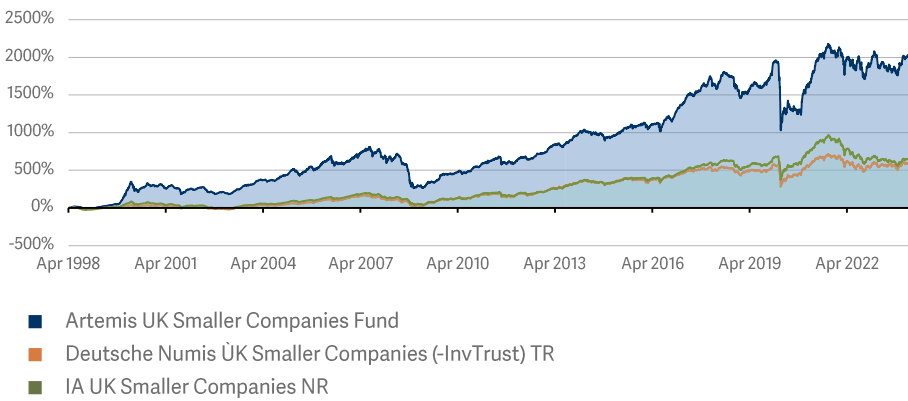
PERFORMANCE

Past performance is not a guide to the future.

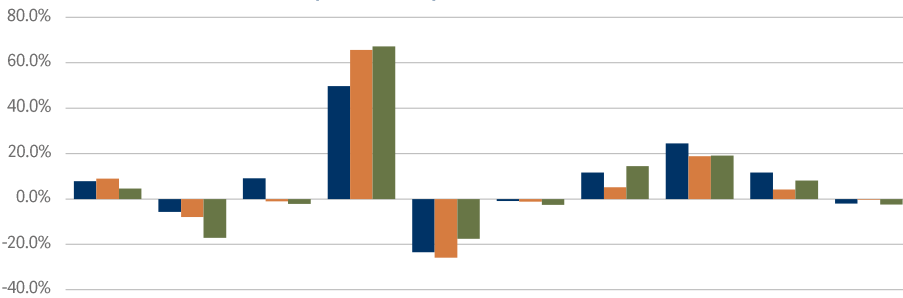
CUMULATIVE PERFORMANCE

	Since launch	10 yrs	5 yrs	3 yrs	1 yr	6 mo	3 mo	1 mo
Artemis UK Smaller Companies Fund	2258.2%	116.9%	33.6%	10.6%	20.4%	17.7%	11.9%	7.8%
Deutsche Numis UK Smaller Companies (-InvTrust) TR	674.7%	72.6%	29.7%	0.0%	18.2%	18.5%	12.6%	6.2%
IA UK Smaller Companies NR	735.8%	84.3%	20.9%	-15.5%	14.4%	18.5%	12.5%	6.0%

PERCENTAGE GROWTH

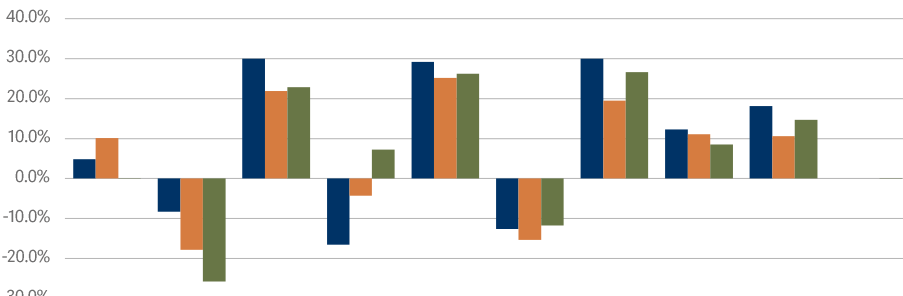


12 MONTHS TO QUARTER END (31 MARCH)



	2024	2023	2022	2021	2020	2019	2018	2017	2016	2015
Artemis	7.9%	-5.7%	9.1%	49.7%	-23.4%	-0.9%	11.7%	24.4%	11.7%	-2.0%
Deutsche Numis	9.0%	-7.9%	-1.1%	65.6%	-25.9%	-1.2%	5.2%	18.8%	4.2%	-0.3%
IA UK	4.6%	-17.2%	-2.1%	67.2%	-17.5%	-2.5%	14.4%	19.1%	8.2%	-2.4%

12 MONTHS TO YEAR END (31 DECEMBER)

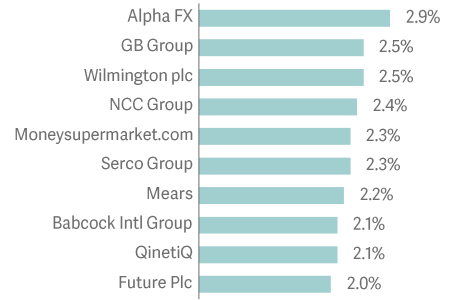


	2023	2022	2021	2020	2019	2018	2017	2016	2015	2014
Artemis	4.8%	-8.3%	30.0%	-16.5%	29.2%	-12.7%	30.0%	12.3%	18.1%	n/a
Deutsche Numis	10.1%	-17.9%	21.9%	-4.3%	25.2%	-15.3%	19.5%	11.1%	10.6%	n/a
IA UK	0.0%	-25.7%	22.9%	7.3%	26.2%	-11.7%	26.6%	8.5%	14.7%	n/a

Source: Lipper Limited from 3 April 1998 to 31 May 2024. Data prior to 14 September 2016 reflects class R accumulation GBP. All figures show total returns with dividends and/or income reinvested, net of all charges. Performance does not take account of any costs incurred when investors buy or sell the fund. Returns may vary as a result of currency fluctuations if the investor's currency is different to that of the class. This class may have charges or a hedging approach different from those in the IA sector benchmark.

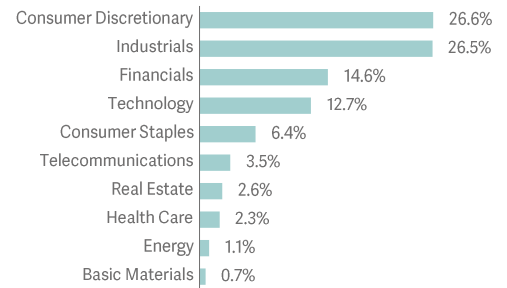
COMPOSITION

TOP 10 HOLDINGS



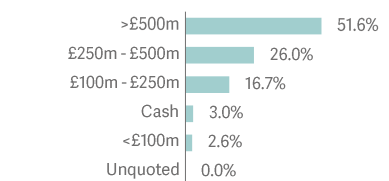
Source: Artemis as at 31 May 2024.

MARKET SECTOR SPLIT



Source: Artemis as at 31 May 2024. Figures may not add up to 100% due to rounding and cash holdings.

ASSET ALLOCATION BY MARKET CAP



Source: Artemis as at 31 May 2024. Figures may not add up to 100% due to rounding.

RISK CONSIDERATIONS

To ensure you understand whether this fund is suitable for you, please read the Key Investor Information which is available, along with the fund's Prospectus, from www.artemisfunds.com or www.fundinfo.com.

The fund is exposed to the following risks:

Market volatility risk	The value of the fund and any income from it can fall or rise because of movements in stockmarkets, currencies and interest rates, each of which can move irrationally and be affected unpredictably by diverse factors, including political and economic events.
Currency risk	The fund's assets may be priced in currencies other than the fund base currency. Changes in currency exchange rates can therefore affect the fund's value.
Charges from capital risk	Where charges are taken wholly or partly out of a fund's capital, distributable income may be increased at the expense of capital, which may constrain or erode capital growth.
Smaller companies risk	Investing in small and medium-sized companies can involve more risk than investing in larger, more established companies. Shares in smaller companies may not be as easy to sell, which can cause difficulty in valuing those shares.

OTHER INFORMATION

This is a marketing communication. Before making any final investment decisions, and to understand the investment risks involved, refer to the fund prospectus, available in English, and KIID/KID, available in English and in your local language depending on local country registration, from www.artemisfunds.com or www.fundinfo.com.

CAPITAL AT RISK. All financial investments involve taking risk and the value of your investment may go down as well as up. This means your investment is not guaranteed and you may not get back as much as you put in. Any income from the investment is also likely to vary and cannot be guaranteed.

Artemis does not provide investment advice on the advantages or suitability of its products and no information provided should be viewed in this way. Artemis only provides information about its own products and services and does not advise investors. Should you be unsure about the suitability of an investment, you should consult a suitably qualified professional adviser.

Investment in a fund concerns the acquisition of units/shares in the fund and not in the underlying assets of the fund.

Reference to specific shares or companies should not be taken as advice or a recommendation to invest in them.

For information on sustainability-related aspects of a fund, visit www.artemisfunds.com.

The fund is an authorised unit trust scheme. For further information, visit www.artemisfunds.com/unittrusts.

Third parties (including FTSE and MSCI) whose data may be included in this document do not accept any liability for errors or omissions. For information, visit www.artemisfunds.com/third-party-data.

Any research and analysis in this communication has been obtained by Artemis for its own use.

Although this communication is based on sources of information that Artemis believes to be reliable, no guarantee is given as to its accuracy or completeness.

Any forward-looking statements are based on Artemis' current expectations and projections and are subject to change without notice.

This fund is not subject to any form of regulation or approval in the Isle of Man. This document has not been registered or approved for distribution in the Isle of Man and may only be distributed in or into the Isle of Man by a person permitted under Isle of Man law to do so and in accordance with the Isle of Man Collective Investment Schemes Act 2008 and regulations made thereunder. The participants in the fund are not protected by any statutory compensation scheme.

Visit www.artemisfunds.com/glossary for an explanation of investment terms.

Issued by Artemis Fund Managers Ltd which is authorised and regulated by the Financial Conduct Authority.

FUND DATA

INVESTMENT TEAM



Mark Niznik

Fund manager,
since October
2007



**William
Tamworth**

Fund manager,
since March
2016

KEY FACTS

Fund type	Unit trust
Asset class	Equity
Focus	Capital growth
Regional focus	United Kingdom
SEDOL	BD3GTG4
ISIN	GB00BD3GTG43
Fund launch date	3 April 1998
Class launch date	14 September 2016
Class launch price	1337.64p
Class currency	GBP
Valuation point	12:00
Year end	31 December
Distribution date	28 February
Fund size	£427.8m

Source: Artemis as at 31 May 2024.

PRICE AND YIELD

Price	1941.60p
Historic yield	2.91%

Source: Artemis as at 31 May 2024.

The historic yield reflects distributions declared over the past 12 months as a percentage of the price, as at the date shown. It does not include any preliminary charge and investors may be subject to tax on their distributions.

CHARGES

Initial charge	0%
Ongoing charge	0.860%

Source: Artemis. The ongoing charge covers the annual operating expenses of running the fund and is shown as at the date of the Key Investor Information Document, where further information about the fund's charges can be found. Additional costs may be incurred, such as portfolio transaction costs and transfer taxes, which may reduce performance. For further information, visit www.artemisfunds.com/charges.

RISK AND REWARD PROFILE



The fund is in the category shown due to historic volatility (how much and how quickly the value of shares in the fund may have risen and fallen in the past due to movements in markets, currencies and interest rates). It may not be a reliable indication of the future risk profile of the fund.

RATINGS AND AWARDS

FE Crown: 5

Rayner Spencer Mills rated fund

Third party endorsements are not a recommendation to buy. For sources, dates and other information, visit www.artemisfunds.com/endorsements

DISTRIBUTION HISTORY

Record date	Ex-dividend date	Payment date	Distribution
31 Dec 2023	02 Jan 2024	29 Feb 2024	56.5116p
31 Dec 2022	03 Jan 2023	28 Feb 2023	52.3170p
31 Dec 2021	04 Jan 2022	28 Feb 2022	43.2851p
31 Dec 2020	01 Jan 2021	26 Feb 2021	15.2871p
31 Dec 2019	01 Jan 2020	28 Feb 2020	51.6971p
31 Dec 2018	02 Jan 2019	28 Feb 2019	49.7515p
29 Dec 2017	02 Jan 2018	28 Feb 2018	45.0205p
30 Dec 2016	03 Jan 2017	28 Feb 2017	28.2378p

Source: Artemis. Distribution is per unit/share. For accumulation classes, distributions are reinvested and reflected in the price. Maximum last 10 distributions shown.

