

Invesco Environmental Climate Opportunities Bond Fund (UK)

Z-Accumulation Shares | SEDOL: BN0TP13 | ISIN code GB00BN0TP138 | Bloomberg code INCOBZG LN

Why invest in this fund

- 1 An unconstrained (not set against a specific benchmark) approach, taking advantage of the broad universe of fixed income securities and exposure to high and low yield issues, including emerging markets debt.
- 2 We also allow investments in green bonds where an issuer fails a screen, allowing for the inclusion of carbon-intensive sectors, where the issue is looking to support carbon transition activity. Funding companies that are reducing their carbon emissions is a powerful way of supporting transition.
- 3 We utilise our bespoke "Climate Comparator", which measures a wide range of climate indicators, to help identify investment opportunities.

Top issuers

(% of total net assets)

	Fund
Nationwide Building Society	2.50
United Kingdom Gilt	2.23
Banco Santander SA	2.20
NN Group NV	2.19
Orsted AS	2.07
Iberdrola International BV	1.73
Lloyds Banking Group PLC	1.72
Aviva PLC	1.62
Electricite de France SA	1.62
Enel Finance International NV	1.55

Investment categories (%)

Investment grade bonds	65.2
Sub-Investment grade bonds	18.8
Govt/Agency	13.7
Cash & cash equivalent	3.5
Unknown	-1.2

Portfolio characteristics

Total number of holdings	127
Weighted avg. effective maturity (years)	8.01
Weighted avg. duration	5.74
Av. credit rating	BBB

What this fund does

The Fund invests at least 80% of its assets in debt securities denominated in or hedged back into sterling (including investment grade, non-investment grade and unrated) issued by companies, governments, supranational bodies and other public entities globally, which meet the Fund's environmental, social and governance (ESG) criteria as further detailed below. The Fund pursues the following ESG criteria:

1. Negative ESG screening: The Fund excludes bonds issued by companies with a certain degree of involvement in sectors, including but not limited to fossil fuels (including thermal coal, oil sands, Arctic drilling) as well as non-climate related sectors such as unconventional weapons and tobacco. The Fund also excludes companies that are involved in severe controversies pertaining to ESG. Such exclusions may vary depending on the activity from zero tolerance to exclusions based on percentage of revenue or other measures and may be updated from time to time.
2. Positive Climate screening: The Fund invests in corporate or government bonds where the issuers' activities positively contribute to the transition to a low carbon economy, including but not limited to companies that have a low carbon footprint or have made or are making progress towards lowering their carbon footprint, based on the fund manager's proprietary methodology.

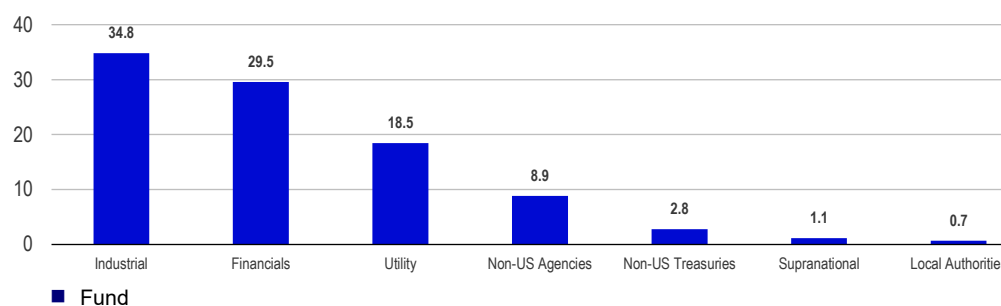
Fund objective

The Fund aims to achieve income and capital growth over the medium to long term (3 to 5 years plus) and to support the transition to a low carbon economy.

Fund overview

Portfolio managers (Fund tenure)	Michael Matthews (2022), Tom Hemmant (2022)
Total net assets	£ 11.94 million
Distribution frequency	Quarterly
Fund launch date	07 February 2022
Legal status	UK Authorised ICVC
Share class currency	GBP
Distribution yield (%)	4.67
Redemption yield (%)	4.77
Investment Association sector	None
ISA availability	Yes

Sector breakdown (% of total net assets)



Bond quality (%)

AAA	1.17
AA	8.10
A	21.58
BBB	48.10
BB	19.66
B	1.40

Investment risks

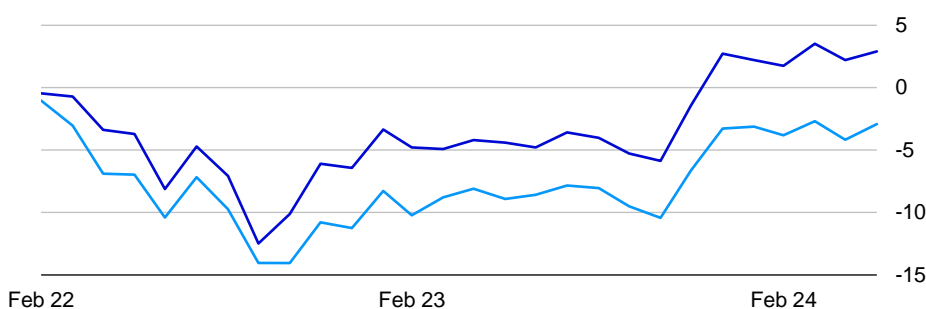
- The value of investments and any income will fluctuate (this may partly be the result of exchange rate fluctuations) and investors may not get back the full amount invested.
- The debt securities that the Fund invests in may not always make interest and other payments and nor is the solvency of the issuers guaranteed. Market conditions, such as a decrease in market liquidity, may mean that the Fund may not be able to buy or sell debt securities at their true value. These risks increase where the Fund invests in high yield, or lower credit quality, bonds.
- The Fund has the ability to make use of financial derivatives (complex instruments) which may result in the Fund being leveraged and can result in large fluctuations in the value of the Fund. Leverage on certain types of transactions including derivatives may impair the Fund's liquidity, cause it to liquidate positions at unfavourable times or otherwise cause the Fund not to achieve its intended objective. Leverage occurs when the economic exposure created by the use of derivatives is greater than the amount invested resulting in the Fund being exposed to a greater loss than the initial investment.
- As one of the key objectives of the Fund is to provide income, the ongoing charge is taken from capital rather than income. This can erode capital and reduce the potential for capital growth.
- The Fund may invest in contingent convertible bonds which may result in significant risk of capital loss based on certain trigger events.
- The Fund's performance may be adversely affected by variations in interest rates.
- The Fund is invested in perpetual bonds (bonds without a maturity date) which may be exposed to additional liquidity risk in certain market conditions, and in particular, stressed market environments. This would have a negative impact on the value of these investments which in turn, would have a negative impact on the Fund's performance.
- The use of ESG criteria may affect the Fund's investment performance and therefore may perform differently compared to similar products that do not screen investment opportunities against ESG criteria.

Since inception performance

■ Fund Class Z (Acc)

■ Benchmark

% growth



Bond maturity (%)

20+ Yrs	36.05
16-20 Yrs	6.00
11-16 Yrs	4.93
7-11 Yrs	23.99
4-7 Yrs	16.54
0-4 Yrs	12.49

Performance figures are based on the Z Accumulation share class. Performance figures for all share classes can be found in the relevant Key Investor Information Document. Fund performance figures are shown in sterling, inclusive of reinvested income and net of the ongoing charge and portfolio transaction costs to 31 May 2024 unless otherwise stated. Source: Invesco. As the fund was launched on 7 February 2022, performance figures are not available for the complete period covered by the table.

Performance (%)

	1 year	3 years	5 years	5 years ACR*
Fund	7.64	-	-	-
Benchmark	6.58	-	-	-

*ACR - Annual Compound Return

Standardised rolling 12-month performance (%)

	31.05.2019	31.05.2020	31.05.2021	31.05.2022	31.05.2023	31.05.2024
Fund	-	-	-	-0.71	7.64	
Benchmark	-	-	-	-2.08	6.58	

Past performance is not a guide to future returns

Important information

Views and opinions are based on current market conditions and are subject to change.

This is marketing material and not financial advice. It is not intended as a recommendation to buy or sell any particular asset class, security or strategy. Regulatory requirements that require impartiality of investment/investment strategy recommendations are therefore not applicable nor are any prohibitions to trade before publication. If investors are unsure if this product is suitable for them, they should seek advice from a financial adviser.

For the most up to date information on our funds, please refer to the relevant fund and share class-specific Key Investor Information Documents, the Supplementary Information Document, the financial reports and the Prospectus, which are available using the contact details shown.

The yield shown is expressed as a % per annum of the current NAV of the fund. It is an estimate for the next 12 months, assuming that the fund's portfolio remains unchanged and there are no defaults or deferrals of coupon payments or capital repayments. The yield is not guaranteed. Nor does it reflect any charges. Investors may be subject to tax on distributions.

Contact information

Telephone 0800 085 8677
Facsimile 020 3180 7647
Email: enquiry@invesco.com
www.invesco.com/uk
Telephone calls may be recorded.

Issued by Invesco Fund Managers Limited.
Perpetual Park, Perpetual Park Drive, Henley-on-Thames,
Oxfordshire RG9 1HH, UK
Authorised and regulated by the Financial Conduct Authority.

Who is this fund for?

The fund might be right for you if you:

Are a private or professional investor looking for income and growth over the medium to long term.
Are able to make an informed investment decision based on this document and the Key Investor Information Document (KIID).

Are willing to accept that your capital is at risk and you may not get back the amount invested.

The fund will not be right for you if you:

Require capital protection or have no appetite for risk.

Cost and charges of the Fund

For a full breakdown of the charges that apply to each share class of the fund, please refer to our ICVC Costs & Charges document www.invesco.com/uk/icvc-charges.

Glossary

ACR/ Annual Compound Return: Compound returns represent the cumulative effect that gains and losses have on invested capital over time. Annual Compound Return is the annual rate of return that would be required for an investment to grow from its starting balance to its ending balance.

Benchmark: A standard against which an investment fund or portfolio is measured to give an indication of relative performance.

Collective investment schemes: Pooled investment funds that are managed by professional investment managers.

Contingent convertible bonds: A fixed income instrument that is convertible into stock if a pre-specified event occurs.

Credit Rating/ Quality: The 'quality' of a bond is an indication of the bond issuer's financial strength and/or its ability to pay a bond's face value when it reaches maturity. Quality is rated using a AAA (higher quality) – CCC (lower quality) system.

Distribution frequency: How often dividends and/or interest generated by an investment product are disbursed to investors.

Distribution yield: A measurement of the annual income payments made to fund shareholders as a percentage of its share price.

Duration: The weighted average time, in years, it could take for an investor to recoup a bond's value through future cash flows, such as interest and principal payment.

Effective maturity: The average time it takes for a bond's cash flows, including interest and principal payments, to be realised.

Financial derivatives: Financial contracts whose value depends on an underlying asset or benchmark.

High yield bond: Bonds rated lower than investment grade by the major credit ratings agencies.

Holdings: The contents of an investment portfolio or fund, including any products like equities, bonds or ETFs.

ICVC: Investment Company with Variable Capital. A type of collective investment portfolio that invests in different equities, bonds and other securities.

Index: A collection of stocks chosen to represent the performance of a particular market or sector, e.g. FTSE 100 or S&P 500.

Investment category: The type of bond issuer relating to bonds held in the portfolio, e.g. corporate, or government issued.

Investment grade bond: Bonds rated Baa3/BBB- or better by the major credit ratings agencies.

Leverage: The ratio of a company's debt to the value of its common stock.

Maturity: How far in the future the bond issuer is set to pay back everything they owe to bondholder

Money market instruments: Financial instruments that are issued with a maturity of one year or less.

Yield to maturity: The total return anticipated on a bond if the bond is held until it matures.

ESG Supplement

31 May 2024

ESG Characteristics

The Invesco Environmental Climate Opportunities Bond Fund (UK) (the fund) is an actively managed fixed income fund that invests in corporate and government bonds from issuers globally. The fund has both a financial and a non-financial objective; these are: i) income and capital growth over the medium to long term (3 to 5 years plus); and ii) to support the transition to a low carbon economy.

Invesco's Commitment to ESG

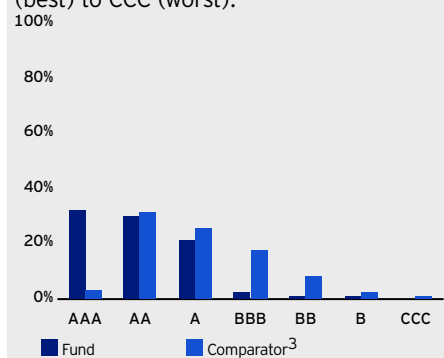
Invesco has an investment-led ESG approach. We provide a comprehensive range of ESG focused capabilities that enable clients to express their values through investing. We also integrate financially material ESG considerations across our investment platform, taking into account critical factors that help us deliver strong outcomes to clients.

ESG Characteristics ¹	Fund	Comparator ³
ESG Fund Rating (AAA-CCC)	AA	A
ESG Quality Score (0-10)	7.8	6.3
Environmental Pillar Score	7.6	5.9
Social Pillar Score	5.4	4.8
Governance Pillar Score	6.2	5.5
ESG % Coverage	90.7	92.5

Carbon Characteristics ²	Fund	Comparator ³
Financed Emissions Scope 1 + 2 (tCO ₂ e)	488.2	1,770.4
Financed Emissions Scope 1 + 2 + 3 (tCO ₂ e)	4,211.9	8,135.7
Relative Carbon Footprint (tCO ₂ e/GBP M invested)	67.3	224.1
Wtd Avg Carbon Intensity (tCO ₂ e/USD M sales)	118.7	255.2
% Carbon Coverage (excluding cash)	88.5	93.1

MSCI ESG Rating Distribution¹

This shows the distribution of ESG ratings across the underlying funds from AAA (best) to CCC (worst).



ESG Trend Momentum¹

The percentage of holdings held by the Fund that have improved their ESG Rating, (positive), have no change (stable) or worsened (negative) since the previous rating.

Trend	Fund	Comparator ³
Positive	10.7%	21.7%
Stable	77.6%	67.1%
Negative	10.8%	10.7%
Unrated	0.9%	0.3%

ESG Rating Distribution by Sector ^{1, 4}	AAA	AA	A	BBB	BB	B	CCC	NR
Communication Services	1.5%	-	3.0%	1.8%	-	-	-	-
Consumer Discretionary	0.7%	4.4%	1.4%	-	-	0.8%	-	-
Consumer Staples	-	1.5%	-	-	-	-	-	-
Energy	-	-	-	-	-	-	-	-
Financials	8.9%	14.4%	0.4%	-	0.3%	-	-	-
Health Care	-	0.9%	1.7%	-	-	0.7%	-	-
Industrials	1.4%	1.6%	1.3%	-	-	-	-	-
Information Technology	0.6%	0.5%	1.3%	0.9%	-	-	-	-
Materials	0.9%	2.6%	0.6%	-	-	-	-	-
Real Estate	0.8%	0.8%	1.7%	-	-	-	-	-
Utilities	10.3%	1.9%	3.2%	-	-	-	-	-
Other	7.4%	1.6%	4.5%	< 0.1%	1.5%	-	-	6.5%

¹ ESG data is sourced from MSCI at the security level and ESG metrics are calculated by FE FundInfo, replicating the MSCI methodology, using the underlying holdings of the portfolio. For more details, please see MSCI's methodology www.msci.com

² Carbon Characteristics are calculated by Invesco using ISS classifications at the security level. Latest climate dataset available is as of 2022.

³ Comparator: We are comparing to 75% ICE BofA Global Corporate Index and 25% ICE BofA Global High Yield Index.

⁴ The ESG rating distribution table does not include cash positions and therefore may not total 100%.

Climate-Based Exclusions ⁵	Fund
Thermal Coal Extraction	Yes
Thermal Coal Power Generation	Yes
Unconventional Oil and Gas	Yes
Oil and Gas (Conventional)	Yes
Chemicals of Concern	No
Nuclear Power	No

Non-Climate-Based Exclusions ⁵	Fund
Controversial Weapons	Yes
Tobacco	Yes
UN Global Compact Status	Non-Compliant
Nuclear weapons outside the Non-Proliferation Treaty	Yes
Recreational Cannabis	Yes
Military Contracting	No
Civilian Firearms	No
Adult Entertainment	No
Gambling	No
Alcohol	No

Responsible Investment Approach	Yes	No	N/A
ESG Integration	✓		
Negative Screen / Positive Allocation	✓		
Sustainable Investments	✓		
Impact Fund		✓	
Engagement	✓		
Voting (Equities only)		✓	

⁵ Exclusion Criteria

The exclusion criteria may vary depending on the activity from zero tolerance to exclusions based on % of revenue. For further details on the revenue threshold applied to specific exclusions please refer to the Responsible Investment Policy on the website of the Management Company. www.invesco.com/uk

Exclusion criteria definitions are as follows:

Thermal Coal Extraction: The company extracts thermal coal.

Thermal Coal Power Generation: The company generates electricity from thermal coal.

Unconventional Oil and Gas: The company is involved in oil and gas exploration in the Arctic and/or extracts oil sands and/or is involved in shale energy exploration/production.

Oil and Gas (Conventional): The company is involved in oil and gas exploration and production.

Chemicals of Concern: The company produces chemicals which are banned by the three international conventions: UNEP Stockholm Convention, OSPAR Convention, the Montreal Protocol on Substances that Deplete the Ozone Layer.

Nuclear Power: The company generates power from nuclear sources or derives revenue from developing products or services that support the nuclear power industry.

Controversial Weapons: Companies that have been identified as having ties to controversial weapons, including cluster munitions, landmines, biological weapons, depleted uranium weapons, blinding laser weapons, incendiary weapons and/or not detectable fragments.

Tobacco: The company manufactures tobacco products and/or supplies tobacco-related products/services.

UN Global Compact Status: Companies that have been identified as "non-compliant" under the United Nations Global Compact by Sustainalytics.

Nuclear Weapons Outside the Non-Proliferation Treaty: The company is involved in the manufacture of nuclear weapons or their tailor made components AND these weapons are distributed to a country that is not a declared nuclear power under the Treaty on the Non-Proliferation of Nuclear Weapons.

Recreational Cannabis: The company is involved in or has ties to revenue from recreational cannabis.

Military Contracting: The company derives revenue from the manufacturing of weapons / weapon components or from providing tailor-made products or services to the army or the defense industry.

Civilian Firearms: The company derives revenue from the manufacturing of small arms designed and marketed for the civilian market. This includes the manufacturing and retail of civilian firearms.

Adult Entertainment: The company derives revenue from adult entertainment. This includes sex shops, producers of adult movies, cinemas that show adult movies, adult entertainment magazines, and the broadcasting of adult entertainment.

Gambling: The company derives revenue from gambling. This includes companies that own casinos, offer bookmaking or online gambling, or manufacture gambling products (e.g. slot machines), etc.

Alcohol: The company derives revenue from alcoholic beverages. This includes producers as well as distributors or owners of retail stores that sell alcoholic beverages.

Responsible Investment Approach definitions are as follows:

ESG Integration: The process of including ESG factors in the fundamental financial analysis of companies and investments.

Negative Screen / Positive Allocation: A process that either excludes a portion of the investment universe that score badly on ESG criteria, focuses upon companies engaged in positive activities for the community or natural world, such as recycling, education or public transport or a combination of both.

Sustainable Investments: A broad term that is used to describe investments that direct capital to those companies that promote sustainable models and strategies to create long term value, while at the same time taking into account ESG considerations and impact.

Impact Fund: Funds managed with the intention of generating positive, measurable social and environmental impacts, where impact has priority over financial performance.

Engagement: The process of communicating with representatives of a company as a shareholder with the aim of improving their behaviour and policies.

Voting (Equities only): Also known as Proxy Voting, it is a form of voting whereby the fund manager casts votes on behalf of their mutual fund shareholders on a variety of issues, that may include the election of board members, merger or acquisition approvals, or approving a stock compensation plan.

Glossary

ESG Characteristics: Environmental, social, and governance (ESG) information is a critical part of corporate and investment strategy and embedding material sustainability considerations into corporate and investment decisions is integral to long-term success from both financial and sustainability perspectives.

MSCI ESG Fund Rating: The Fund's ESG rating is designed to assess the resilience of the fund's aggregate holdings to long-term, financially relevant ESG risks and should facilitate the ability to rank or screen mutual funds and ETFs on a AAA to CCC ratings scale. This rating aims to provide fund level transparency and measures the ESG characteristics of the total portfolio. It is calculated as a direct mapping of MSCI ESG Quality Scores to letter rating categories. ESG Leaders are holdings with an ESG rating of AAA or AA (best in class), and ESG Laggards are holdings with an ESG rating of B or CCC.

MSCI ESG Quality Score: Calculated as the weighted average of the underlying holding's ESG scores, excluding any underlying holding where this information is not available. It is provided on a 0-10 scale, with 0 and 10 being the respective lowest and highest possible scores. MSCI scores underlying holdings according to their exposure to and management of key ESG issues, which are divided into three pillars: environmental, social and governance.

- **Environmental Pillar Score:** Provides an assessment of environmental factors including emissions, carbon footprint, fossil fuel usage and sustainable opportunities.
- **Social Pillar Score:** Relates to the operating environment of an underlying holding, including labour management, product liabilities, and health and safety.
- **Governance Pillar Score:** Provides an assessment of risk and management practices related to Corporate Governance and Corporate Behaviour.

ESG % Coverage: The percentage of the fund and comparator where MSCI ESG Research data is available.

Financed Emissions: Measure the greenhouse gas emissions associated with the investment. This figure represents the absolute overall exposure of the fund and is dependent on AUM, hence an increase in the AUM will cause the finance emissions to increase and vice versa. The fund AUM is used to calculate the Comparator's financed emissions which will also increase or decrease depending on the AUM size.

Scope 1: Covers direct emissions from owned or controlled sources.

Scope 2: Covers indirect emissions from the generation of purchased electricity, steam, heating and cooling consumed by the reporting company.

Scope 3: Includes all other indirect emissions that occur in a company's value chain.

Relative Carbon Footprint: The measure of the impact of activities on the amount of greenhouse gases produced, such as burning fossil fuels. Measured as Scope 1+ 2 Emissions per GBP 1M invested.

Wtd Avg (Weighted Average) Carbon Intensity: The underlying holdings exposure to carbon intensive holdings, calculated as the weighted average of the constituent's intensity metrics: Scope 1 + 2 emissions per USD 1M revenue for corporates and total country carbon emissions per USD 1M GDP for government bonds.

% Carbon Coverage (excluding cash): This represents the % weighting of the Fund/Benchmark for which carbon data is available.

Important ESG Information

The above information is for illustrative purposes only. Providing this information is not indicative of how or whether ESG factors will be integrated into a fund. Unless otherwise stated in the legal offering documents, the ESG information provided in this document does not change a fund's investment objective or policy or constrain the fund's investable universe. The rating may vary from one rating agency to another. The rating may change over time and is not a guarantee of future performance of the fund.

Certain information © 2024 MSCI ESG Research LLC. Reproduced by permission, no further distribution. This report contains certain information (the "Information") sourced from MSCI ESG Research LLC, or its affiliates or information providers (the "ESG Parties"). The information may only be used for your internal use, may not be reproduced or disseminated in any form and may not be used as a basis for or a component of any financial instruments or products or indices. Although they obtain information from sources they consider reliable, none of the ESG Parties warrants or guarantees the originality, accuracy and/or completeness, of any data herein and expressly disclaim all express or implied warranties, including those of merchantability and fitness for a particular purpose. None of the MSCI information is intended to constitute investment advice or a recommendation to make (or refrain from making) any kind of investment decision and may not be relied on as such, nor should it be taken as an indication or guarantee of any future performance, analysis, forecast or prediction. None of the ESG Parties shall have any liability for any errors or omissions in connection with any data herein, or any liability for any direct, indirect, special, punitive, consequential or any other damages (including lost profits) even if notified of the possibility of such damages.

The data as represented has in the main been sourced from MSCI and ISS for respective categories. It should be noted that the ratings represented here may not be representative of the rating applied by the investment team as they use their own proprietary rating methodologies to assess the ESG credentials of each issuer. In addition, there are certain asset classes where data coverage per provider is not uniform and does not cover every single issuer. To the extent that MSCI/ISS does not cover a security in the fund, this does not represent that the security is not covered and rated by the investment team. Any holding held by the fund is rated by each investment team using their proprietary rating methodology sourcing information from external sources and unique insight that the teams have into the individual issuers.