

## Portfolio objective

The investment objective is to provide a combination of income and capital growth over any seven-year period.

## Performance

Investors are invited to compare the fund's performance against the performance of other funds within the Investment Association Sterling Corporate Bond Sector. Comparison of the fund against this sector will give investors an indication of how the fund is performing compared with funds investing in a similar but not identical investment universe and comprising ethical and non-ethically screened funds, demonstrating the value of the fund's ethical screen against non-ethically screened funds.

The comparison should be performed over at least a seven-year period to provide the most useful long-term comparison.

Past performance does not predict future returns.

Past performance shown prior to the launch of the share class is simulated back to the launch date of the fund using an existing share class.

### Cumulative performance (%)

	1MO	3MO	YTD	1YR	3YR	5YR	7YR	10YR	SI
Return (Net)	-0.71	2.38	-2.00	5.44	-10.62	0.34	2.72	22.55	67.02
Median	-0.70	2.40	-1.68	5.76	-9.25	1.69	4.61	23.28	72.32

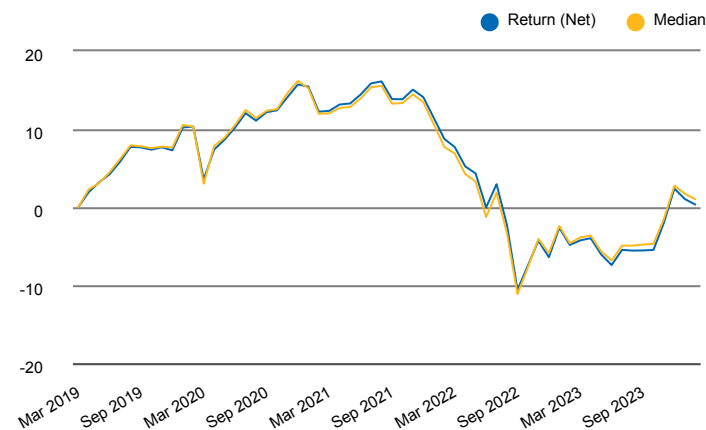
### Discrete annual performance (%)

The table below shows performance over rolling discrete 12-month periods.

	2024	2023	2022	2021	2020
Return (Net)	5.44	-12.51	-3.11	1.74	10.35
Median	5.76	-11.56	-3.66	1.80	10.24

	2019	2018	2017	2016	2015
Return (Net)	1.35	1.01	9.31	-0.47	9.66
Median	1.51	1.40	10.72	-2.11	10.01

### Cumulative five-year performance



Source: Aegon Asset Management UK. NAV to NAV, noon prices, income reinvested, net of ongoing charges, excluding entry or exit charges.

Sector median source: Lipper, compiled using Lipper primary share classes. Lipper primary share classes are generally the highest charging share classes available, and are usually the 'A' retail share classes for Aegon Asset Management UK Portfolios.

## Key facts

Investment Vehicle	Aegon Asset Management UK ICVC
Fund Managers	Iain Buckle, Euan McNeil
Fund Launch	28 April 2000
Share Class Launch	28 June 2005
Comparator Benchmark	Sector
Sector	Investment Association £ Corporate Bond
Benchmark	iBoxx GBP Corporates & Collateralised Index
SFDR Classification	N/A
Fund Base Currency	GBP
Fund Size	410,771,572
NAV	87.86
Fund Structure	OEIC
Investment Manager	Aegon Asset Management UK
SEDOL	B0C4RP3
ISIN	GB00B0C4RP31
Dividend Strategy	Dividend distribution - Quarterly
Valuation Point	12:00 GMT

## Costs

Initial Charge	0.00%
Management Fee	0.45%
Ongoing Charges Fee	0.47%

The ongoing charge figure is based on the actual expenses incurred in the 12-month period concluding at the end of last month. The cost of investing will impact your investment. The return will be reduced by the fees and expenses that may be incurred in managing the investment. Fees may have a compounding effect.

## Rating and awards



Note: Awards and ratings are highlighted to demonstrate our investment capabilities. Past performance is not a guide to future returns.

## Risk and reward profile

1	2	3	4	5	6	7
Lower risk / potentially lower rewards				Higher risk / potentially higher rewards		

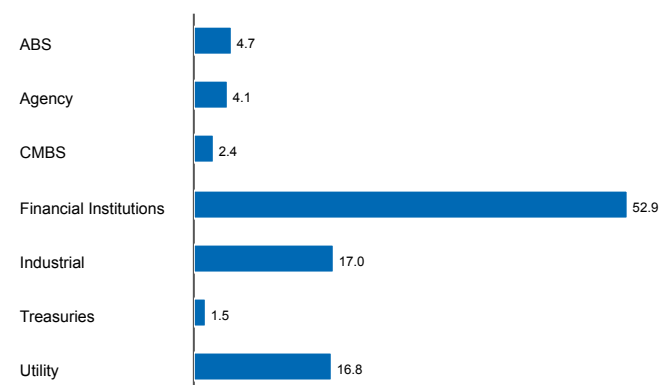
## Portfolio data

	Portfolio
Number of Issuers	105
Number of Issues	146
Average Credit Quality	BBB+
Yield to Maturity (%)	5.99
Yield to Worst (%)	5.91
Effective Duration (Yrs)	5.78
Modified Duration (Yrs)	5.71
Spread Duration (Yrs)	5.81
Option Adjusted Spread (bps)	163
Sharpe Ratio (%)	0.65
Standard Deviation (Ann.)	7.01

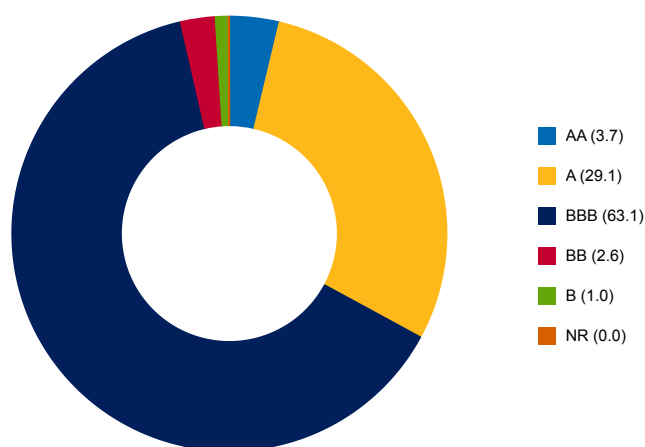
## Top 10 holdings

	Portfolio (%)
COOPERATIEVE RABOBANK UA	2.6
INTESA SANPAOLO SPA	2.5
NATWEST GROUP PLC	2.4
ING GROEP NV	2.3
VIRGIN MONEY UK PLC	2.3
BPCE SA	2.1
YORKSHIRE BUILDING SOCIETY	1.9
M&G PLC	1.6
PENSION INSURANCE CORP PLC	1.6
LLOYDS BANKING GROUP PLC	1.6

## Sector allocation (%)



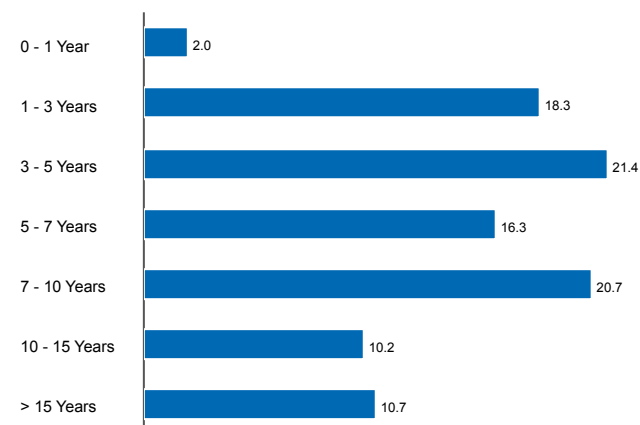
## Ratings allocation (%)



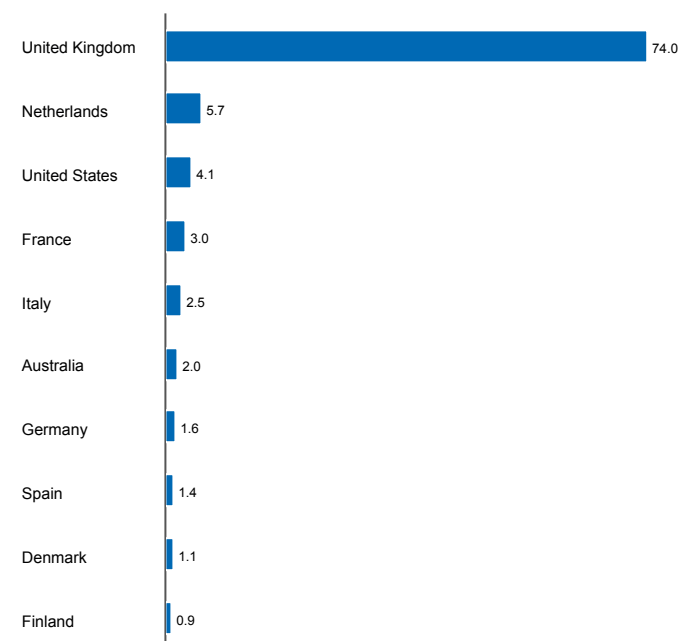
## Currency exposure

	Portfolio Pre-hedge (%)	Portfolio Post-hedge (%)
GBP	98.6	100.0
EUR	1.4	-0.0

## Maturity allocation (%)



## Country allocation (%)



## Disclosures

Past performance is not a guide to future performance. The value of investments and the income from them may go down as well as up and is not guaranteed. Outcomes, including the payment of income, are not guaranteed.

Past performance shown prior to the launch of the share class on 3 June 2004 is simulated using an existing shareclass. Neither simulated or actual past performance is a guide to future returns.

This fund is intended to be a long-term investment and your capital is at risk. Any investment objective, performance benchmark and yield information should not be considered as an assurance or guarantee of the performance of the fund or any part of it. An initial charge reduces the amount available for investment. Investors should be aware that funds denominated in a currency other than investors' home state currency are subject to currency fluctuations which may decrease returns. Please be aware that each fund presents its own risk profile. Material risks for this fund are: Credit, Interest Rate and Liquidity. Please read the KIID for an explanation and refer to the prospectus for information about all relevant risks.

Please note that performance for fixed income funds is shown net of charges and tax. Performance for equity and multi asset funds is shown net of charges but gross of tax.

This document is accurate at the time of writing and is subject to change without notification.

Fund charges are deducted from income but will be deducted from capital where income is insufficient to cover charges.

Please read the Key Investor Information, Supplementary Information Document and Application Form carefully, The Key Investor Information, Prospectus and accounts are available on our website [www.aegonam.com](http://www.aegonam.com).

All data is sourced to Aegon Asset Management UK plc unless otherwise stated. The document is accurate at the time of writing but is subject to change without notice.

Data attributed to a third party ("3rd Party Data") is proprietary to that third party and/or other suppliers (the "Data Owner") and is used by Aegon Asset Management under licence. 3rd Party Data: (i) may not be copied or distributed; and (ii) is not warranted to be accurate, complete or timely. None of the Data Owner, Aegon Asset Management or any other person connected to, or from whom Aegon Asset Management sources, 3rd Party Data is liable for any losses or liabilities arising from use of 3rd Party Data.

Performance comparator: Investment Association Sterling Corporate Bond Sector. Investors are invited to compare the Fund's performance against the performance of other funds within this Sector. Comparison of the Fund against this Sector will give investors an indication of how the Fund is performing compared with Funds investing in a similar but not identical investment universe and comprising ethical and non-ethically screened funds, demonstrating the value of the Fund's ethical screen against non-ethically screened funds. This comparison should be performed over at least a 7 year period to provide the most useful long term comparison.

Aegon Asset Management UK plc is authorised and regulated by the Financial Conduct Authority.

Please visit <https://www.aegonam.com/en/glossary/> for definitions of the financial jargon and common investment terminology used within Aegon Asset Management's investment reports.

## Dealing

You can deal in shares via the ACD's web-based portal on any dealing day (except for, unless the ACD decides otherwise, the last working day before Christmas Day, bank holidays in England and Wales and other days at the ACD discretion). Investors without access to the ACD's web-based portal can contact the ACD for further dealing information. The fund is valued at 12:00 noon GMT (the valuation point) on each business day. Orders received before 12:00 noon will be based on the price calculated at that day's valuation point. Orders received after 12:00 noon will be based on the price calculated at the next valuation point.

Dealing desk enquiries: via the ACD's web-based portal a link for which is available at [www.aegonam.com](http://www.aegonam.com) (or via such other method as the ACD has separately agreed).

For further information on the fund, including legal documents and details of all available share classes: [www.aegonam.com/funds](http://www.aegonam.com/funds)