

Z Accumulation GBP | Data as at 31.05.2024

## Fund objectives and investment policy

The fund aims to provide income and capital growth in excess of the FTSE Gilts All Stocks index (after fees have been deducted) over a 3 to 5 year period by investing in bonds issued by governments worldwide.

Above is the Investment Objective of the fund. For details on the full fund's Investment Policy please see the KIID.

Relevant risks associated with an investment in this fund are shown below and should be carefully considered before making any investment. Past Performance is not a guide to future performance and may not be repeated. The value of investments and the income from them may go down as well as up and investors may not get back the amounts originally invested. Exchange rate changes may cause the value of investments to fall as well as rise. Performance data does not take into account any commissions and costs, if any, charged when units or shares of any fund, as applicable, are issued and redeemed.

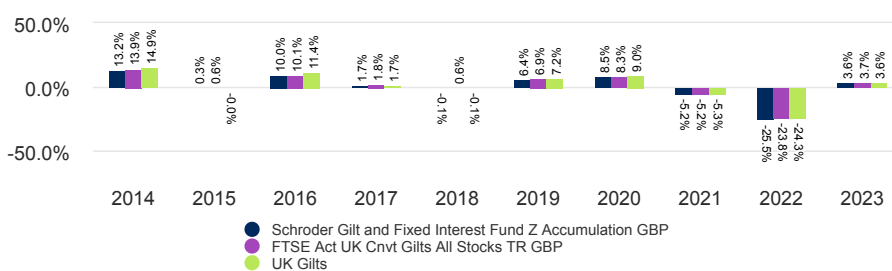
## Share class performance (%)

Cumulative performance	1 month	3 months	YTD	1 year	3 years	5 years	10 years
Share class (Net)	-0.1	0.0	-4.3	2.4	-25.2	-22.8	-2.5
Target	0.8	-0.4	-3.7	3.0	-23.0	-20.2	3.8
Comparator	0.1	-0.2	-4.1	2.5	-23.5	-21.0	4.1

Discrete yearly performance (%)	May 14 - May 15	May 15 - May 16	May 16 - May 17	May 17 - May 18	May 18 - May 19	May 19 - May 20	May 20 - May 21	May 21 - May 22	May 22 - May 23	May 23 - May 24
Share class (Net)	8.8	4.2	7.3	-0.1	3.9	11.4	-7.3	-11.0	-18.0	2.4
Target	10.2	5.6	6.8	0.5	4.1	12.0	-7.4	-11.4	-15.7	3.0
Comparator	10.9	5.2	8.2	-0.2	4.6	12.3	-8.0	-10.3	-16.8	2.5

Calendar year performance	2014	2015	2016	2017	2018	2019	2020	2021	2022	2023
Share class (Net)	13.2	0.3	10.0	1.7	-0.1	6.4	8.5	-5.2	-25.5	3.6
Target	13.9	0.6	10.1	1.8	0.6	6.9	8.3	-5.2	-23.8	3.7
Comparator	14.9	-0.0	11.4	1.7	-0.1	7.2	9.0	-5.3	-24.3	3.6

## Performance over 10 years (%)



Please see the Benchmark section under Important information for more details.

## Ratings and accreditation



Please refer to the Source and ratings information section for details on the icons shown above.

## Fund facts

Fund manager	Julien Houdain, James Ringer & Global Unconstrained Fixed Income Team
Managed fund since	30.06.2023
Fund management company	Schroder Unit Trusts Limited
Domicile	United Kingdom
Fund launch date	03.10.1989
Share class launch date	08.01.2016
Fund base currency	GBP
Share class currency	GBP
Fund size (Million)	GBP 101.13
Number of holdings	99
Target	FTSE Act UK Cnvt Gilts All Stocks TR GBP
Comparator	UK Gilts
Unit NAV	GBP 1.7970
Dealing frequency	Daily
Distribution frequency	Semi-Annually

## Fees & expenses

Ongoing charge	0.35%
Redemption fee	0.00%

## Purchase details

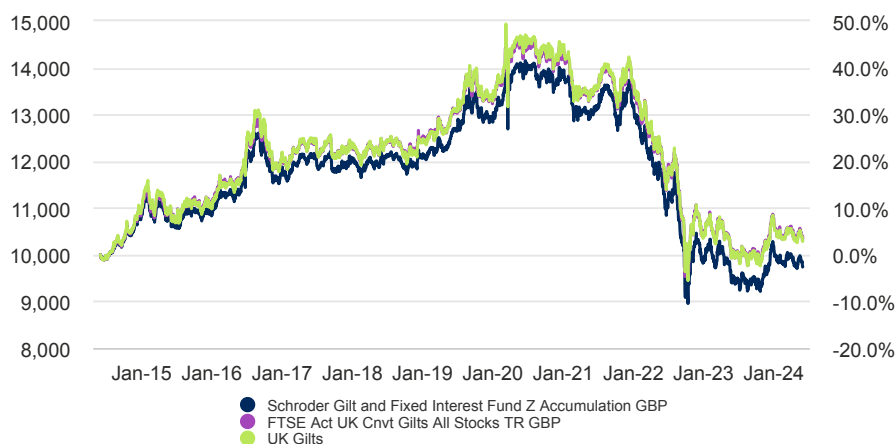
Minimum initial subscription	GBP 50,000
------------------------------	------------

## Codes

ISIN	GB00BYTQ7F09
Bloomberg	SCHGFZA LN
SEDOL	BYTQ7F0

Z Accumulation GBP | Data as at 31.05.2024

## 10 year return of GBP 10,000



The chart is for illustrative purposes only and does not reflect an actual return on any investment.

Returns are calculated bid to bid (which means performance does not include the effect of any initial charges), net income reinvested, net of fees.

## Risk considerations

**Capital erosion:** As a result of fees being charged to capital, the distributable income of the fund may be higher, but there is the potential that performance or capital value may be eroded.

**Capital risk / negative yields:** The fund may lose value when interest rates are very low or negative. As inflation increases, the real value of a fund's portfolio could decline.

**Counterparty risk:** The fund may have contractual agreements with counterparties. If a counterparty is unable to fulfil their obligations, the sum that they owe to the fund may be lost in part or in whole.

**Credit risk:** A decline in the financial health of an issuer could cause the value of its bonds to fall or become worthless.

**Currency risk:** The fund may lose value as a result of movements in foreign exchange rates, otherwise known as currency rates.

**Derivatives risk:** Derivatives, which are financial instruments deriving their value from an underlying asset, may be used to manage the portfolio efficiently. The fund may also materially invest in derivatives including using short selling and leverage techniques with the aim of making a return. A derivative may not perform as expected, may create losses greater than the cost of the derivative and may result in losses to the fund.

**IBOR risk:** The transition of the financial markets away from the use of interbank offered rates (IBORs) to alternative reference interest rates may impact the valuation of certain holdings and disrupt liquidity in certain instruments. This may impact the investment performance of the fund.

**Interest rate risk:** The fund may lose value as a direct result of interest rate changes.

**Issuer risk:** The fund is permitted to invest more than 35% of its scheme property in transferable securities and money market instruments issued or guaranteed by an EEA State / governments of the following countries: United Kingdom

**Liquidity risk:** In difficult market conditions, the fund may not be able to sell a security for full value or at all. This could affect performance and could cause the fund to defer or suspend redemptions of its shares, meaning investors may not be able to have immediate access to their holdings.

**Market risk:** The value of investments can go up and down and an investor may not get back the amount initially invested.

**Operational risk:** Operational processes, including those related to the safekeeping of assets, may fail. This may result in losses to the fund.

**Performance risk:** Investment objectives express an intended result but there is no guarantee that such a result will be achieved. Depending on market conditions and the macro economic environment, investment objectives may become more difficult to achieve.

## Synthetic risk & reward indicator (SRI)

**LOWER RISK** Potentially lower reward      **HIGHER RISK** Potentially higher reward



The risk category was calculated using historical performance data and may not be a reliable indicator of the fund's future risk profile. The fund's risk category is not guaranteed to remain fixed. Please see the Key Investor Information Document for more information.

## Risk statistics & financial ratios

	Fund	Target
<b>Annual volatility (%) (3y)</b>	11.2	10.6
<b>Effective duration (years)</b>	8.5	-
<b>Current yield (%)</b>	3.6	-
<b>Yield to maturity</b>	4.4	-

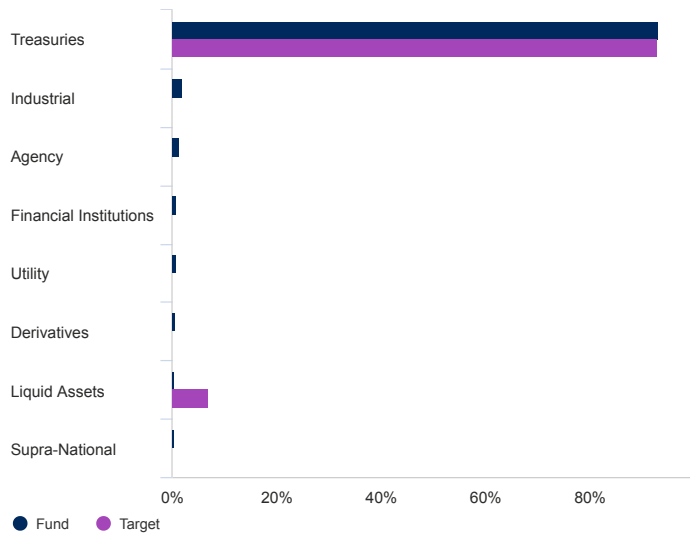
Source: Morningstar. The above ratios are based on bid to bid price based performance data.

Z Accumulation GBP | Data as at 31.05.2024

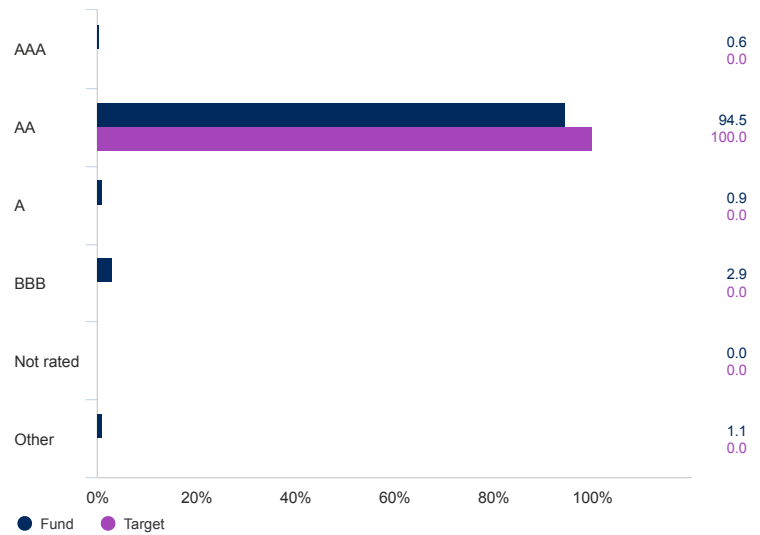
## Asset allocation

Target refers to the Benchmark listed in the Fund facts section and described under the Share class performance section on page 1.

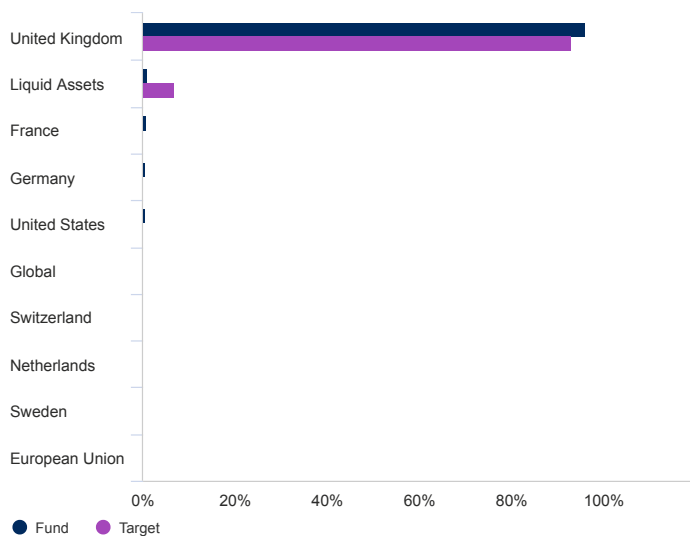
### Sector (%)



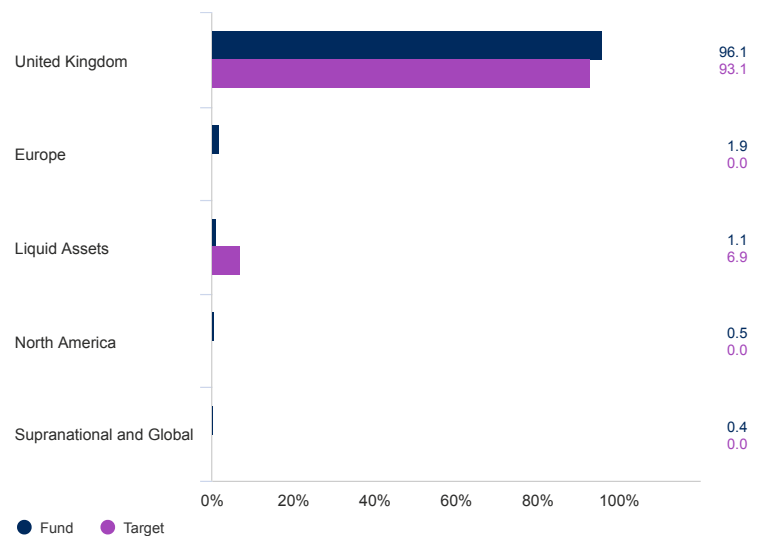
### Credit quality (%)



### Geographical breakdown (%)



### Region (%)



### Top 10 holdings (%)

Holding name	%
TREASURY 3.5000 22/10/2025 SERIES GOVT REGS	12.4
TREASURY 4.5000 07/06/2028 SERIES GOVT	10.2
TREASURY 5% 07/03/2025	4.7
TREASURY 4.5% 07/09/2034	4.3
TREASURY 4.75% 07/12/2030	4.0
TREASURY 4.25% 07/06/2032	2.7
TREASURY 2.75% 07/09/2024	2.4
UK TSY 2029 0.8750 22/10/2029 - REGS	2.3
TREASURY 4.1250 29/01/2027 SERIES GOVT	2.2
TREASURY 3.2500 31/01/2033 SERIES GOVT REGS	2.0

Source: Schroders. Top holdings and asset allocation are at fund level.

Z Accumulation GBP | Data as at 31.05.2024

## Share class available

	Z Accumulation GBP	Z Income GBP
<b>Distribution frequency</b>	Semi-Annually	Semi-Annually
<b>ISIN</b>	GB00BYTQ7F09	GB00BYTQ7D84
<b>Bloomberg</b>	SCHGFZA LN	SCHGFZI LN
<b>SEDOL</b>	BYTQ7F0	BYTQ7D8

## Contact information

Schroder Unit Trusts Limited  
1 London Wall Place  
London  
United Kingdom  
EC2Y 5AU  
Tel: 0800 182 2399  
Fax:

For your security, communications may be taped or monitored.

## Information relating to changes in fund manager, investment objective, benchmark and corporate action information

### Benchmarks: (If applicable)

Some performance differences between the fund and the benchmark may arise because the fund performance is calculated at a different valuation point from the benchmark. The target benchmark has been selected because it is representative of the type of investments in which the fund is likely to invest, and it is, therefore, an appropriate target in relation to the return that the fund aims to provide. The comparator benchmark has been selected because the investment manager believes that the benchmark is a suitable comparison for performance purposes given the fund's investment objective and policy. The investment manager invests on a discretionary basis and there are no restrictions on the extent to which the fund's portfolio and performance may deviate from the benchmark. The investment manager will invest in companies or sectors not included in the benchmark in order to take advantage of specific investment opportunities.

## Source and ratings information

Source of all performance data, unless otherwise stated: Morningstar, bid to bid, net income reinvested, net of fees.

**Morningstar Rating:** © Morningstar 2024. All Rights Reserved. The information contained herein: (1) is proprietary to Morningstar and/or its content providers; (2) may not be copied or distributed; and (3) is not warranted to be accurate, complete or timely. Neither Morningstar nor its content providers are responsible for any damages or losses arising from any use of this information. Past performance is no guarantee of future results.

Z Accumulation GBP | Data as at 31.05.2024

## Important information

### Costs:

Certain costs associated with your investment in the fund may be incurred in a different currency to that of your investment. These costs may increase or decrease as a result of currency and exchange rate fluctuations.

If a performance fee is applicable to this fund, details of the performance fee model and its computation methodology can be found in the fund's prospectus. This includes a description of the performance fee calculation methodology, the dates on which the performance fee is paid and details of how the performance fee is calculated in relation to the fund's performance fee benchmark, which may differ from the benchmark in the fund's investment objective or investment policy.

For further information regarding the costs and charges associated with your investment, please consult the funds' offering documents and annual report.

### General:

For help in understanding any terms used, please visit address <https://www.schroders.com/en-gb/uk/individual/glossary/> The fund is an authorised unit trust. Subscriptions for fund units can only be made on the basis of its latest Key Investor Information Document, Supplementary Information Document and Prospectus, together with the latest audited annual report (and subsequent unaudited semi-annual report, if published), copies are available in English and can be obtained, free of charge, from Schroder Unit Trusts Limited. These can be requested via our website at [www.schroders.co.uk](http://www.schroders.co.uk), or by calling the Investor Services Team on 0800 182 2399 requesting a printed version. For help in understanding any terms used, please visit address <https://www.schroders.com/en-gb/uk/individual/glossary/> Any reference to regions/ countries/ sectors/ stocks/ securities is for illustrative purposes only and not a recommendation to buy or sell any financial instruments or adopt a specific investment strategy. The fund is an authorised unit trust. Subscriptions for fund units can only be made on the basis of its latest Key Investor Information Document, Supplementary Information Document and Prospectus, together with the latest audited annual report (and subsequent unaudited semi-annual report, if published), copies are available in English and can be obtained, free of charge, from Schroder Unit Trusts Limited. These can be requested via our website at [www.schroders.co.uk](http://www.schroders.co.uk), or by calling the Investor Services Team on 0800 182 2399 requesting a printed version. Reliance should not be placed on any views or information in the material when taking individual investment and/or strategic decisions. Any reference to regions/ countries/ sectors/ stocks/ securities is for illustrative purposes only and not a recommendation to buy or sell any financial instruments or adopt a specific investment strategy. The material is not intended to provide, and should not be relied on for, accounting, legal or tax advice, or investment recommendations. Reliance should not be placed on any views or information in the material when taking individual investment and/or strategic decisions. Past Performance is not a guide to future performance and may not be repeated. The value of investments and the income from them may go down as well as up and investors may not get back the amounts originally invested. Exchange rate changes may cause the value of investments to fall as well as rise. The material is not intended to provide, and should not be relied on for, accounting, legal or tax advice, or investment recommendations. Past Performance is not a guide to future performance and may not be repeated. Schroders has expressed its own views and opinions in this document and these may change. The views and opinions contained herein are those of the individuals to whom they are attributed and may not necessarily represent views expressed or reflected in other Schroders communications, strategies or funds. The value of investments and the income from them may go down as well as up and investors may not get back the amounts originally invested. Exchange rate changes may cause the value of investments to fall as well as rise. This information is a marketing communication. Schroders has expressed its own views and opinions in this document and these may change. Information herein is believed to be reliable but Schroders does not warrant its completeness or accuracy. The views and opinions contained herein are those of the individuals to whom they are attributed and may not necessarily represent views expressed or reflected in other Schroders communications, strategies or funds. This information is a marketing communication. The data contained in this document has been sourced by Schroders and should be independently verified. Third party data is owned or licenced by the data provider and may not be reproduced, extracted or used for any other purpose without the data provider's consent. Neither Schroders, nor the data provider, will have any liability in connection with the third-party data. Schroders will be a data controller in respect of your personal data. For information on how Schroders might process your personal data, please view our Privacy Policy available at <https://www.schroders.com/en/global/individual/footer/privacy-statement/> or on request should you not have access to this webpage. Information herein is believed to be reliable but Schroders does not warrant its completeness or accuracy. The data contained in this document has been sourced by Schroders and should be independently verified. Third party data is owned or licenced by the data provider and may not be reproduced, extracted or used for any other purpose without the data provider's consent. Neither Schroders, nor the data provider, will have any liability in connection with the third-party data. For your security, communications may be recorded or monitored. We recommend you seek financial advice from an Independent Adviser before making an investment decision. If you don't already have an Adviser, you can find one at [www.unbiased.co.uk](http://www.unbiased.co.uk) or [www.vouchedfor.co.uk](http://www.vouchedfor.co.uk) Before investing in an Investment Trust, refer to the prospectus, the latest Key Information Document (KID) and Key Features Document (KFD) at [www.schroders.co.uk/investor](http://www.schroders.co.uk/investor) or on request. Issued by Schroder Unit Trusts Limited, 1 London Wall Place, London EC2Y 5AU. Registration No 4191730 England. Authorised and regulated by the Financial Conduct Authority. This document may contain "forward-looking" information, such as forecasts or projections. Please note that any such information is not a guarantee of any future performance and there is no assurance that any forecast or projection will be realised. Issued by Schroder Pension Management Limited, 1 London Wall Place, London EC2Y 5AU. Registration No 5606609 England. Authorised by the Prudential Regulation Authority and regulated by the Prudential Regulation Authority and the Financial Conduct Authority. Schroders will be a data controller in respect of your personal data. For information on how Schroders might process your personal data, please view our Privacy Policy available at <https://www.schroders.com/en/global/individual/footer/privacy-statement/> or on request should you not have access to this webpage. For your security, communications may be recorded or monitored. Issued by Schroder Unit Trusts Limited, 1 London Wall Place, London EC2Y 5AU. Registration No 4191730 England. Authorised and regulated by the Financial Conduct Authority. FTSE index: LSEG is the administrator of certain indices and benchmarks as detailed at <https://www.lseg.com/en/ftse-russell/benchmarks>. No other information provided, displayed or contained in any LSEG service is made available for use as a benchmark, whether in relation to a financial instrument, financial contract or to measure the performance of an investment fund, or otherwise in a way that would require the relevant information to be administered by a benchmark administrator pursuant to the Benchmarks Regulation (the "Prohibited Use"). LSEG does not grant rights for you to access or use such information for the Prohibited Use and you may breach the Benchmarks Regulation and/or any contract with LSEG if you do. In the event that you identify the Prohibited Use of information by any person, you must promptly notify LSEG and provide such

Z Accumulation GBP | Data as at 31.05.2024

details as we may reasonably request to ensure the cessation of the Prohibited Use, where appropriate. Notwithstanding the foregoing, where you have entered into a direct license with a third-party provider which permits the Prohibited Use with respect to such third party provider's information, you are solely responsible for compliance with Benchmarks Regulation and LSEG shall have no liability or responsibility for any loss or damages that arise from or in connection with the Prohibited Use. LSEG and its affiliates do not warrant that any information is provided in compliance with the Benchmarks Regulation and accept no liability and have no responsibility for any loss or damages that arise from or in connection with the Prohibited Use of the information. "Benchmarks Regulation" means, in respect of the EEA, EU Regulation 2016/1011, in respect of UK, UK benchmarks regulation and in respect of another country, the equivalent legislation. If you are in any doubt about the meaning of the Prohibited Use or your obligations under the Benchmarks Regulation, you should seek professional advice