

AS AT 29 FEBRUARY 2024

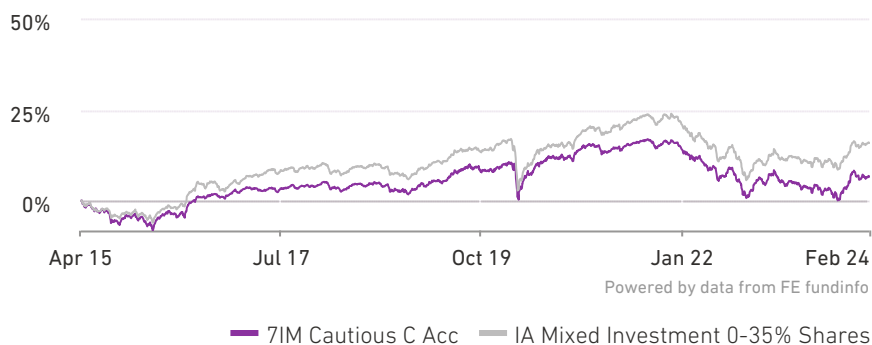
Investment objective

The fund aims to provide a return by way of income with some capital growth.

Investment strategy

The starting point for the Manager's investment process is identifying the best mix of asset classes to create a strategic asset allocation (SAA) customised for each 7IM risk profile. The SAA is then adapted to financial markets to enhance return and reduce volatility on a tactical basis using 7IM's tactical asset allocation process (TAA) making temporary and measured departures from the SAA. The fund's portfolio of assets is constructed predominantly with passive securities. By Asset Allocated Passive (AAP) we mean that we actively choose third party managers or securities for their own expertise in selecting particular assets, where their objective is to closely track a pre-determined index.

Fund performance



Key information

Fund manager	7IM – Investment Team
Launch date	24 April 2015
Fund size	£19.73m
Performance comparator benchmark	IA Mixed Investment 0-35% Shares
Initial charge	0.00%
Yield	1.80%
Ex-dividend dates	01 June, 01 December
Distribution dates	31 July, 31 January†
Authorised corporate director	Seven Investment Management LLP
Base currency	Sterling
Domicile	United Kingdom
Regulatory structure	UK UCITS
Dealing settlement	12:00 GMT
Dealing frequency	Daily
OCF (includes AMC)†	0.78% (incl. 0.50% AMC)
MiFID II classification	Non-complex
Lump sum investment	From £1000
C Accumulation	
ISIN	GB00BVYPGT82
SEDOL	BVYPGT8
C Income	
ISIN	GB00BVYPGS75
SEDOL	BVYPGS7

Rolling performance to 29/02/2024	Last 6m (%)	1y (%)	3ys (%)	5ys (%)	Since Launch (%)
7IM Cautious C Acc	3.23	1.48	-5.47	2.49	6.68
Performance comparator benchmark	4.43	4.12	-1.92	6.79	16.01
Discrete performance	Q4 2022 - Q4 2023 (%)	Q4 2021 - Q4 2022 (%)	Q4 2020 - Q4 2021 (%)	Q4 2019 - Q4 2020 (%)	Q4 2018 - Q4 2019 (%)
7IM Cautious C Acc	3.54	-9.97	0.68	5.65	6.78
Performance comparator benchmark	5.97	-10.87	2.84	3.90	8.70

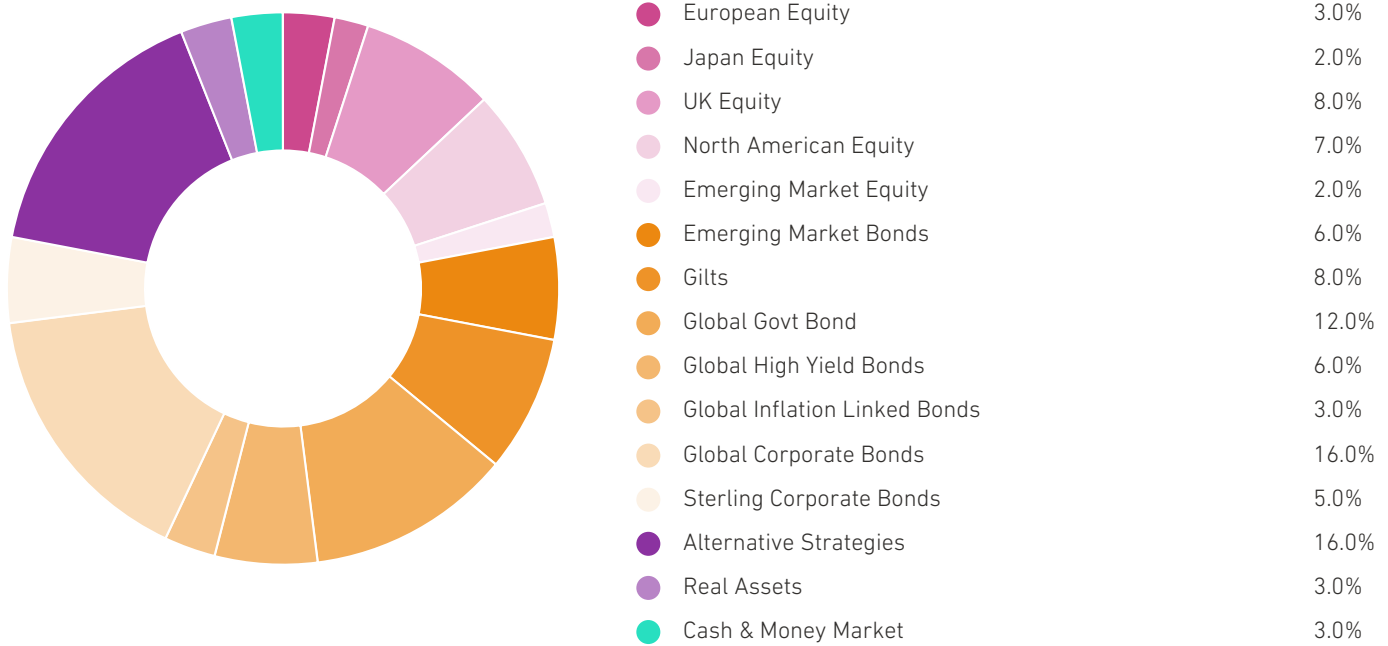
Past performance is not a reliable indicator of future results. 7IM funds are multi-asset and therefore the comparison with the IA Mixed Investment 0-35% Shares is offered as a guide only.

Source: FE fundinfo

AS AT 29 FEBRUARY 2024

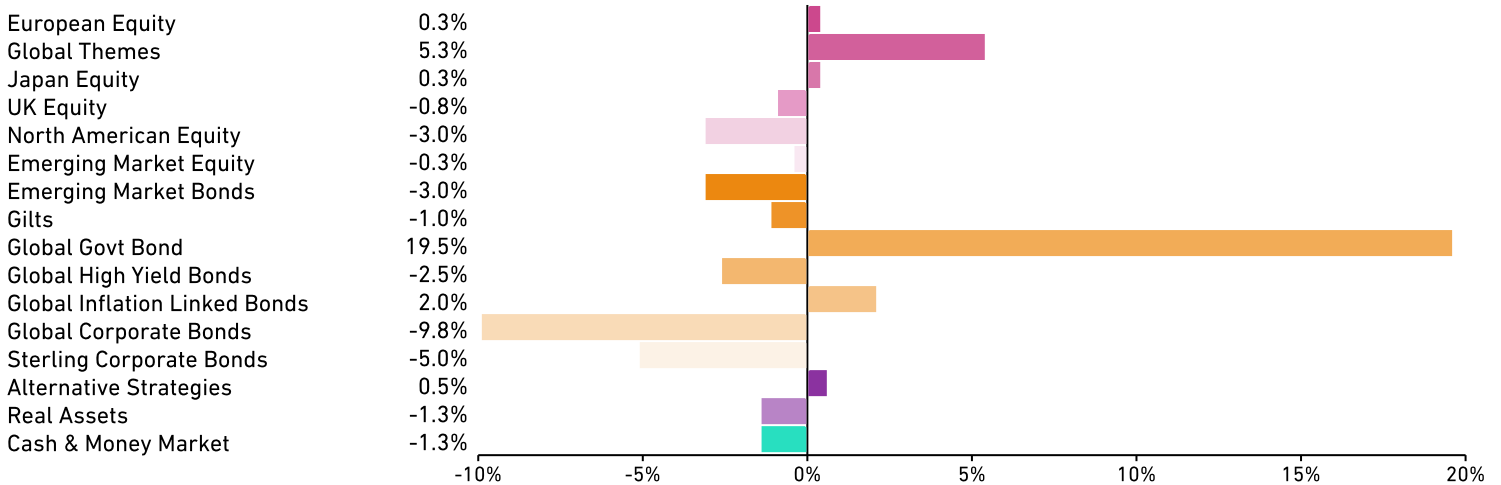
Strategic asset allocation

The chart below shows the long-term Strategic Asset Allocation (SAA) of the fund. The SAA forms the backbone of the fund and is reviewed annually. Percentages are subject to rounding.



Tactical asset allocation

The chart below shows the shorter-term asset allocations of the fund in relation to the SAA. Percentages are subject to rounding.



Fund ratings*

Defaqto 	Dynamic Planner 	EValue 	FinaMetrica 	Synaptic 1-5 	Synaptic 1-10 	RSMR
Defaqto Rating 	Oxford Risk 					



7IM CAUTIOUS FUND

AS AT 29 FEBRUARY 2024

Top ten holdings

Holding weight (%)

Vanguard US Government Bond Index Fund	19.2
Vanguard Euro Government Bond Index Fund	9.0
iShares ESG Overseas Corporate Bond Index	6.2
Vanguard UK Long Duration Gilt Index Fund	6.1
Blackrock Global Inflation-Linked Bond Fund	5.1
MSCI Healthcare Future	4.1
Amundi US Treasury Bond Long Dated UCITS ETF	3.6
MSCI Europe ex UK Equity Future	3.3
Invesco AT1 Capital Bond ETF	3.1
JPM Diversified Trend Strategy	3.1
Total	62.8

Source: 7IM

Fund availability

The 7IM funds are available via the majority of the major wraps, platforms and life and pension wrappers. If you would like further information please call us on 020 7760 8777.

Important information

The specific details of the funds including investment policy, charges and the particular risks associated with the funds are explained in the Prospectus and Key Investor Information Documentation (KIIDs) – a link to these is available via the 7IM website (www.7im.co.uk).

‡ Please allow up to 10 working days after the Distribution Date for dividends to be processed and applied to individual client accounts.

† Ongoing Charges Figure includes 7IM Annual Management Charge. Source: KIIDs 28/02/2024.

*7IM's funds are mapped against a selection of third party risk profiling tools to assist advisers as part of suitability assessments for clients. Such tools are however only one aspect of an adviser's suitability process and other such as the clients' investment term / horizon and knowledge and experience should also be considered. The methodology of third party risk profiling tools is not endorsed by 7IM and individual fund risk profiling scores may not correspond precisely to the risk indicators in the 7IM fund literature.