



# Artemis High Income Fund

## Class I quarterly distribution units, GBP

MARKETING COMMUNICATION

71.54p

price at 31 May 2024

0.715%

ongoing charge

June 2024 (data as of 31 May 2024)

## OBJECTIVE AND INVESTMENT POLICY

### Objective

To provide a combination of a high level of income and capital growth, before fees, over a rolling five year period. The manager defines a high level of income as equal to, or in excess of, the average yield of the funds in the fund's Investment Association sector, the Strategic Bond sector.

### Investment policy

#### What the fund invests in

- 80% to 100% in bonds (of any credit quality).
- Up to 20% in company shares.
- The fund may also invest in cash and near cash, other transferable securities, other funds (up to 10%) managed by Artemis and third party funds, money market instruments, and derivatives.

#### Use of derivatives

The fund may use derivatives for efficient portfolio management purposes to:

- reduce risk
- manage the fund efficiently.

#### Where the fund invests

- Globally

#### Industries the fund invests in

- Any

#### Other limitations specific to this fund

- At least 80% of the fund will be invested in assets denominated in sterling, or will be hedged back to sterling.

### Investment strategy

- The fund is actively managed.
- The manager seeks investments that offer the best value free-cashflow available, as cashflow evidenced by an above-average yield on bonds or shares.
- On occasion, investments are made on the basis of future dividend growth.
- The manager focuses on the ability of a bond issuer to pay the interest on a bond and to repay a bond at its expiry, and the valuation attached to a bond as a result.

### Benchmarks

- IA £ Strategic Bond NR  
A group of other asset managers' funds that invest in similar asset types as this fund, collated by the Investment Association. It acts as a 'target benchmark' against which the fund's performance can be compared. Management of the fund is not restricted by this benchmark.

For the latest fund and market commentaries, visit

[www.artemisfunds.com/insights](http://www.artemisfunds.com/insights),

and for any important changes

to y(our) funds, visit

[www.artemisfunds.com/fund-changes](http://www.artemisfunds.com/fund-changes).



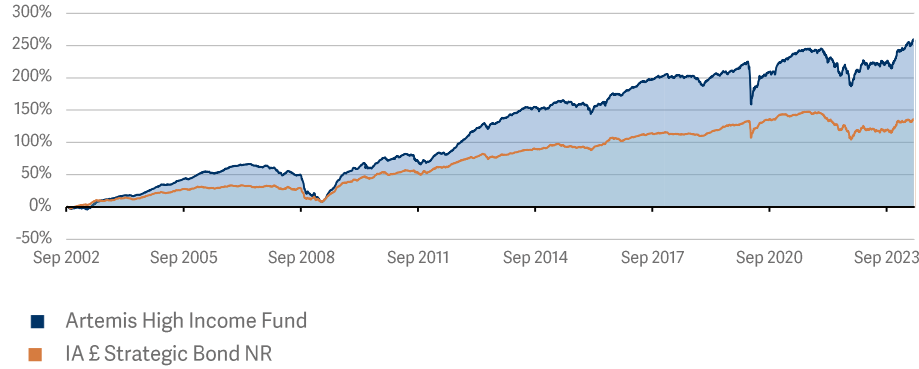
# PERFORMANCE

Past performance is not a guide to the future.

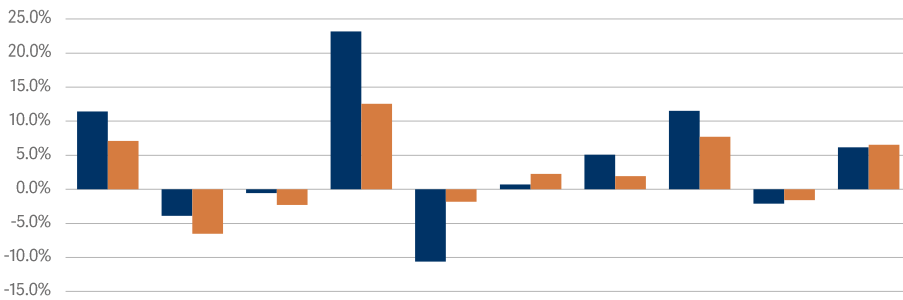
## CUMULATIVE PERFORMANCE

	Since acquired	10 yrs	5 yrs	3 yrs	1 yr	6 mo	3 mo	1 mo
Artemis High Income	256.8%	40.8%	17.6%	5.1%	11.2%	8.2%	3.2%	0.9%
IA £ Strategic Bond NR	133.6%	24.1%	6.3%	-3.9%	7.1%	3.9%	0.9%	0.6%
Position in sector	2/13	6/43	10/56	7/63	8/68	1/69	1/70	15/70
Quartile	1	1	1	1	1	1	1	1

## PERCENTAGE GROWTH

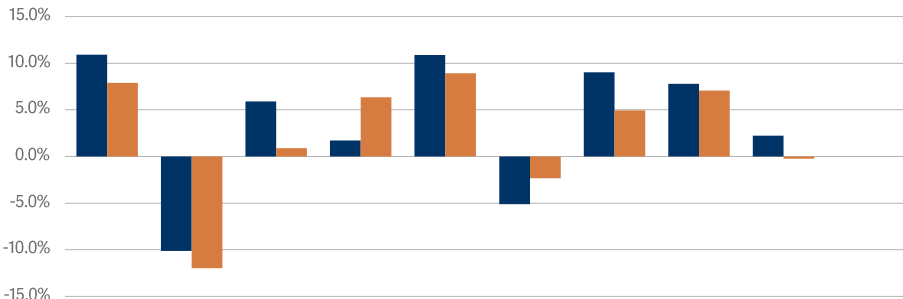


## 12 MONTHS TO QUARTER END (31 MARCH)



	2024	2023	2022	2021	2020	2019	2018	2017	2016	2015
■	11.4%	-3.9%	-0.6%	23.2%	-10.6%	0.7%	5.1%	11.5%	-2.1%	6.2%
■	7.1%	-6.5%	-2.3%	12.6%	-1.8%	2.3%	1.9%	7.7%	-1.6%	6.6%

## 12 MONTHS TO YEAR END (31 DECEMBER)

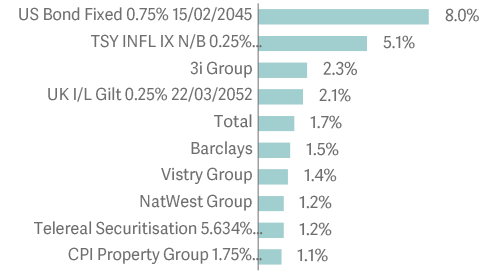


	2023	2022	2021	2020	2019	2018	2017	2016	2015	2014
■	10.9%	-10.1%	5.9%	1.7%	10.9%	-5.1%	9.0%	7.8%	2.2%	n/a
■	7.9%	-12.0%	0.9%	6.4%	8.9%	-2.3%	4.9%	7.1%	-0.2%	n/a

Source: Lipper Limited from 9 September 2002 (when Artemis took over management of the fund) to 31 May 2024. Data prior to 7 March 2008 reflects class R quarterly distribution GBP. All figures show total returns with dividends and/or income reinvested, net of all charges. Performance does not take account of any costs incurred when investors buy or sell the fund. Returns may vary as a result of currency fluctuations if the investor's currency is different to that of the class. This class may have charges or a hedging approach different from those in the IA sector benchmark.

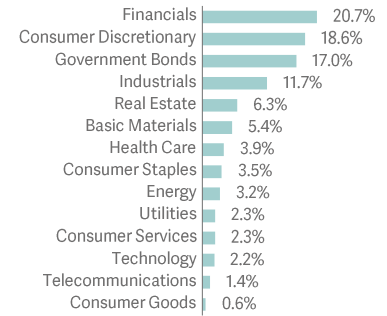
# COMPOSITION

## TOP 10 HOLDINGS



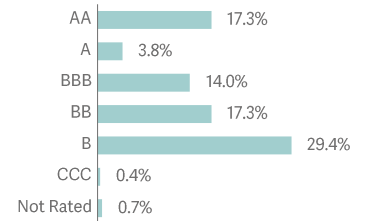
Source: Artemis as at 31 May 2024.

## MARKET SECTOR SPLIT



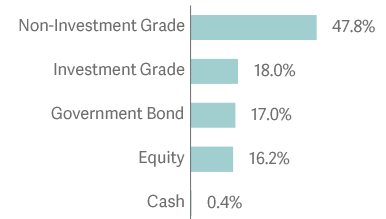
Source: Artemis as at 31 May 2024. Figures may not add up to 100% due to rounding and cash holdings.

## BOND RATING ALLOCATION



Source: Artemis as at 31 May 2024. Figures may not add up to 100% due to rounding, cash, equity and derivative holdings.

## ASSET ALLOCATION BY ASSET CLASS



Source: Artemis as at 31 May 2024. Figures may not add up to 100% due to rounding.

## RISK CONSIDERATIONS

To ensure you understand whether this fund is suitable for you, please read the Key Investor Information which is available, along with the fund's Prospectus, from [www.artemisfunds.com](http://www.artemisfunds.com) or [www.fundinfo.com](http://www.fundinfo.com).

The fund is exposed to the following risks:

Market volatility risk	The value of the fund and any income from it can fall or rise because of movements in stockmarkets, currencies and interest rates, each of which can move irrationally and be affected unpredictably by diverse factors, including political and economic events.
Currency risk	The fund's assets may be priced in currencies other than the fund base currency. Changes in currency exchange rates can therefore affect the fund's value.
Bond liquidity risk	The fund holds bonds which could prove difficult to sell. As a result, the fund may have to lower the selling price, sell other investments or forego more appealing investment opportunities.
Higher-yielding bonds risk	The fund may invest in higher-yielding bonds, which may increase the risk to capital. Investing in these types of assets (which are also known as sub-investment grade bonds) can produce a higher yield but also brings an increased risk of default, which would affect the capital value of the fund.
Credit risk	Investments in bonds are affected by interest rates, inflation and credit ratings. It is possible that bond issuers will not pay interest or return the capital. All of these events can reduce the value of bonds held by the fund.
Charges from capital risk	Where charges are taken wholly or partly out of a fund's capital, distributable income may be increased at the expense of capital, which may constrain or erode capital growth.
Emerging markets risk	Compared to more established economies, investments in emerging markets may be subject to greater volatility due to differences in generally accepted accounting principles, less governed standards or from economic or political instability. Under certain market conditions assets may be difficult to sell.
Income risk	The payment of income and its level is not guaranteed.

## OTHER INFORMATION

*This is a marketing communication. Before making any final investment decisions, and to understand the investment risks involved, refer to the fund prospectus, available in English, and KIID/KID, available in English and in your local language depending on local country registration, from [www.artemisfunds.com](http://www.artemisfunds.com) or [www.fundinfo.com](http://www.fundinfo.com).*

*CAPITAL AT RISK. All financial investments involve taking risk and the value of your investment may go down as well as up. This means your investment is not guaranteed and you may not get back as much as you put in. Any income from the investment is also likely to vary and cannot be guaranteed.*

*Artemis does not provide investment advice on the advantages or suitability of its products and no information provided should be viewed in this way. Artemis only provides information about its own products and services and does not advise investors. Should you be unsure about the suitability of an investment, you should consult a suitably qualified professional adviser.*

*Investment in a fund concerns the acquisition of units/shares in the fund and not in the underlying assets of the fund.*

*Reference to specific shares or companies should not be taken as advice or a recommendation to invest in them.*

*For information on sustainability-related aspects of a fund, visit [www.artemisfunds.com](http://www.artemisfunds.com).*

*The fund is an authorised unit trust scheme. For further information, visit [www.artemisfunds.com/unittrusts](http://www.artemisfunds.com/unittrusts).*

*Third parties (including FTSE and MSCI) whose data may be included in this document do not accept any liability for errors or omissions. For information, visit [www.artemisfunds.com/third-party-data](http://www.artemisfunds.com/third-party-data).*

*Any research and analysis in this communication has been obtained by Artemis for its own use.*

*Although this communication is based on sources of information that Artemis believes to be reliable, no guarantee is given as to its accuracy or completeness.*

*Any forward-looking statements are based on Artemis' current expectations and projections and are subject to change without notice.*

*This fund is not subject to any form of regulation or approval in the Isle of Man. This document has not been registered or approved for distribution in the Isle of Man and may only be distributed in or into the Isle of Man by a person permitted under Isle of Man law to do so and in accordance with the Isle of Man Collective Investment Schemes Act 2008 and regulations made thereunder. The participants in the fund are not protected by any statutory compensation scheme.*

*Visit [www.artemisfunds.com/glossary](http://www.artemisfunds.com/glossary) for an explanation of investment terms.*

*Issued by Artemis Fund Managers Ltd which is authorised and regulated by the Financial Conduct Authority.*

# FUND DATA

## INVESTMENT TEAM



**David Ennett**  
Fund manager,  
since September  
2021



**Ed Legget**  
Fund manager,  
since September  
2021



**Jack Holmes**  
Fund manager,  
since September  
2021

## KEY FACTS

Fund type	Unit trust
Asset class	Bond
Focus	Income
Regional focus	Global
SEDOL	B2PLJN7
ISIN	GB00B2PLJN71
Fund launch date	26 May 1995
Artemis became manager	9 September 2002
Class launch date	7 March 2008
Class launch price	78.94p
Class currency	GBP
Valuation point	12:00
Year end	7 August
Distribution date	7 Apr, 7 Jul, 7 Oct, 7 Jan
Fund size	£830.2m

Source: Artemis as at 31 May 2024.

## PRICE AND YIELD(S)

Price	71.54p
Distribution yield	5.00%
Underlying yield	4.38%

Source: Artemis as at 31 May 2024.


The distribution yield reflects the amount that may be expected to be distributed over the next twelve months as a percentage of the mid-market unit price of the fund as at the date shown. It is based on a snapshot of the portfolio on that day. It does not include any preliminary charge and investors may be subject to tax on distributions. The underlying yield is calculated in the same way as the distribution yield but is net of charges and therefore lower than the distribution yield. These yields are not indicators of the future performance of the fund.

## CHARGES

Initial charge	0%
Ongoing charge	0.715%

Source: Artemis. The ongoing charge covers the annual operating expenses of running the fund and is shown as at the date of the Key Investor Information Document, where further information about the fund's charges can be found. Additional costs may be incurred, such as portfolio transaction costs and transfer taxes, which may reduce performance. For further information, visit [www.artemisfunds.com/charges](http://www.artemisfunds.com/charges).

## RISK AND REWARD PROFILE



The fund is in the category shown due to historic volatility (how much and how quickly the value of shares in the fund may have risen and fallen in the past due to movements in markets, currencies and interest rates). It may not be a reliable indication of the future risk profile of the fund.

## RATINGS AND AWARDS

FE Alpha Manager - Ed Legget
FE Crown: 1
Rayner Spencer Mills rated fund

Third party endorsements are not a recommendation to buy. For sources, dates and other information, visit [www.artemisfunds.com/endorsements](http://www.artemisfunds.com/endorsements)

## DISTRIBUTION HISTORY

Record date	Ex-dividend date	Payment date	Distribution
07 Feb 2024	08 Feb 2024	07 Apr 2024	0.8909p
07 Nov 2023	08 Nov 2023	07 Jan 2024	1.0828p
07 Aug 2023	08 Aug 2023	07 Oct 2023	1.0714p
07 May 2023	09 May 2023	07 Jul 2023	1.1497p
07 Feb 2023	08 Feb 2023	06 Apr 2023	1.0414p
07 Nov 2022	08 Nov 2022	06 Jan 2023	1.1118p
07 Aug 2022	08 Aug 2022	07 Oct 2022	1.0059p
07 May 2022	08 May 2022	07 Jul 2022	1.1009p
07 Feb 2022	08 Feb 2022	07 Apr 2022	0.8648p
07 Nov 2021	08 Nov 2021	07 Jan 2022	0.8839p

Source: Artemis. Distribution is per unit/share. For accumulation classes, distributions are reinvested and reflected in the price. Maximum last 10 distributions shown.

