



Artemis Monthly Distribution Fund

Class I accumulation units, GBP

MARKETING COMMUNICATION

124.96p
price at 31 May 2024

0.860%
ongoing charge

June 2024 (data as of 31 May 2024)

OBJECTIVE AND INVESTMENT POLICY

Objective

To generate monthly income, combined with some capital growth over a five year period.

Investment policy

What the fund invests in

- 40% to 80% in bonds (of any credit quality).
- 20% to 60% in company shares.
- The fund may also invest in near cash, other transferable securities, other funds (up to 10%) managed by Artemis and third party funds, money market instruments, and derivatives.

Use of derivatives

The fund may use derivatives for efficient portfolio management purposes to:

- reduce risk
- manage the fund efficiently.

Where the fund invests

- Globally

Industries the fund invests in

- Any

Other limitations specific to this fund

- None

Investment strategy

- The fund is actively managed.
- Bond returns are principally driven in four ways:
 - Investing globally in government bonds, Investment Grade and High Yield bonds
 - Adjusting the portfolio duration
 - Allocation between different credit ratings and different economic sectors
 - Security selection including different levels of seniority
- When investing in corporate bonds, the manager seeks to invest in profitable and resilient companies with a robust business model offering an attractive risk-reward profile.
- When investing in company shares, the manager selects companies which exhibit strong levels of free cashflow generation (cash that is left over after a company pays for its operating and capital expenditures which can be returned to investors through dividends and share buybacks) relative to other companies in the market, dividend distribution and dividend growth.

Benchmarks

- IA Mixed Investment 20-60% Shares NR
A group of other asset managers' funds that invest in similar asset types as this fund, collated by the Investment Association. It acts as a 'comparator benchmark' against which the fund's performance can be compared. Management of the fund is not restricted by this benchmark.

For the latest fund and market commentaries, visit www.artemisfunds.com/insights, and for any important changes to y(our) funds, visit www.artemisfunds.com/fund-changes.



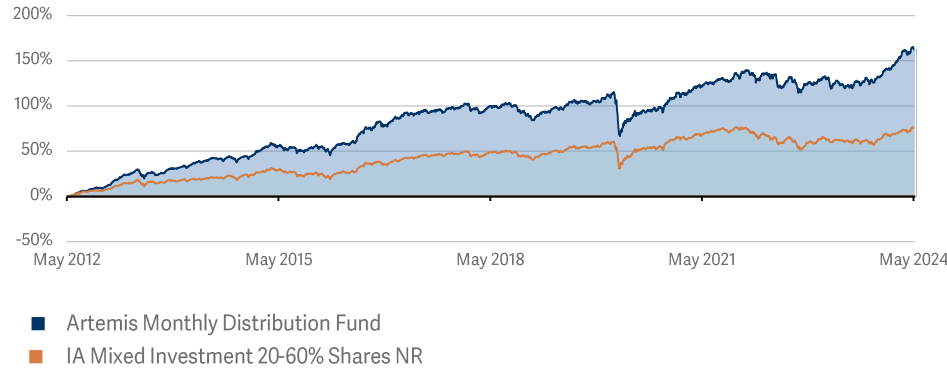
PERFORMANCE

Past performance is not a guide to the future.

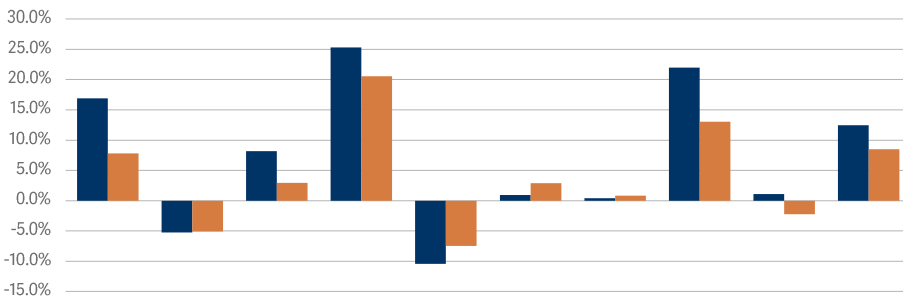
CUMULATIVE PERFORMANCE

	Since launch	10 yrs	5 yrs	3 yrs	1 yr	6 mo	3 mo	1 mo
Artemis Monthly Distribution	162.4%	85.4%	33.7%	17.6%	19.2%	12.5%	4.8%	0.9%
IA Mixed Investment 20-60% Shares NR	74.2%	43.9%	16.6%	2.8%	8.4%	6.6%	2.6%	0.9%

PERCENTAGE GROWTH

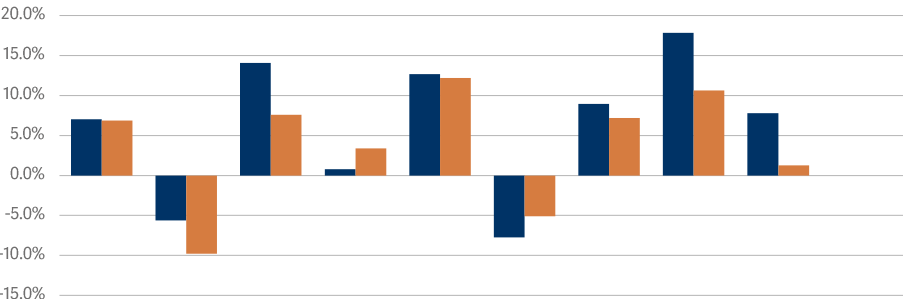


12 MONTHS TO QUARTER END (31 MARCH)



	2024	2023	2022	2021	2020	2019	2018	2017	2016	2015
Artemis Monthly Distribution Fund	16.9%	-5.2%	8.2%	25.3%	-10.4%	0.9%	0.4%	22.0%	1.1%	12.5%
IA Mixed Investment 20-60% Shares NR	7.8%	-5.1%	2.9%	20.6%	-7.5%	2.9%	0.8%	13.1%	-2.2%	8.5%

12 MONTHS TO YEAR END (31 DECEMBER)

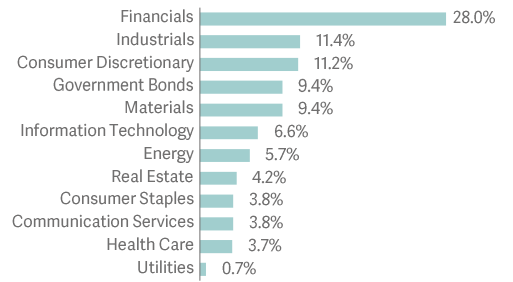


	2023	2022	2021	2020	2019	2018	2017	2016	2015	2014
Artemis Monthly Distribution Fund	7.0%	-5.6%	14.1%	0.8%	12.7%	-7.8%	9.0%	17.9%	7.8%	n/a
IA Mixed Investment 20-60% Shares NR	6.9%	-9.8%	7.6%	3.4%	12.2%	-5.1%	7.2%	10.6%	1.3%	n/a

Source: Lipper Limited from 21 May 2012 to 31 May 2024. All figures show total returns with dividends and/or income reinvested, net of all charges. Performance does not take account of any costs incurred when investors buy or sell the fund. Returns may vary as a result of currency fluctuations if the investor's currency is different to that of the class. This class may have charges or a hedging approach different from those in the IA sector benchmark.

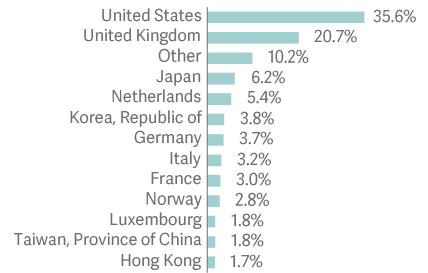
COMPOSITION

MARKET SECTOR SPLIT



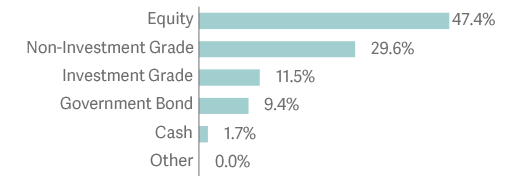
Source: Artemis as at 31 May 2024. Figures may not add up to 100% due to rounding and cash holdings.

ASSET ALLOCATION BY COUNTRY



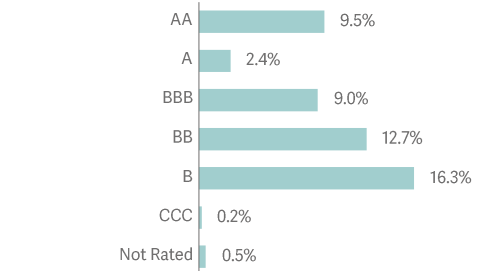
Source: Artemis as at 31 May 2024. Figures may not add up to 100% due to rounding.

ASSET ALLOCATION BY ASSET CLASS



Source: Artemis as at 31 May 2024. Figures may not add up to 100% due to rounding.

BOND RATING ALLOCATION



Source: Artemis as at 31 May 2024. Figures may not add up to 100% due to rounding, cash, equity and derivative holdings.

TOP FIVE BOND POSITIONS

US Bond Fixed 0.75% 15/02/2045	5.0%
TSY INFL IX N/B 0.25% 15/07/2029	2.3%
UK I/L Gilt 0.25% 22/03/2052	1.4%
Ford Motor Credit 2.748% 14/06/2024	0.8%
Rothsay Life Callable Notes Variable	0.7%

Source: Artemis as at 31 May 2024.

TOP FIVE EQUITY POSITIONS

Newmont Mining Corporation	2.3%
NN Group	2.2%
BAE Systems	2.2%
Var Energi	2.0%
Kinross Gold	1.9%

Source: Artemis as at 31 May 2024.

RISK CONSIDERATIONS

To ensure you understand whether this fund is suitable for you, please read the Key Investor Information which is available, along with the fund's Prospectus, from www.artemisfunds.com or www.fundinfo.com.

The fund is exposed to the following risks:

Market volatility risk	The value of the fund and any income from it can fall or rise because of movements in stockmarkets, currencies and interest rates, each of which can move irrationally and be affected unpredictably by diverse factors, including political and economic events.
Currency risk	The fund's assets may be priced in currencies other than the fund base currency. Changes in currency exchange rates can therefore affect the fund's value.
Bond liquidity risk	The fund holds bonds which could prove difficult to sell. As a result, the fund may have to lower the selling price, sell other investments or forego more appealing investment opportunities.
Higher-yielding bonds risk	The fund may invest in higher-yielding bonds, which may increase the risk to capital. Investing in these types of assets (which are also known as sub-investment grade bonds) can produce a higher yield but also brings an increased risk of default, which would affect the capital value of the fund.
Credit risk	Investments in bonds are affected by interest rates, inflation and credit ratings. It is possible that bond issuers will not pay interest or return the capital. All of these events can reduce the value of bonds held by the fund.
Charges from capital risk	Because one of the key objectives of the fund is to provide income, the fund charges are taken from capital. This may constrain capital growth or erode capital.
Emerging markets risk	Compared to more established economies, investments in emerging markets may be subject to greater volatility due to differences in generally accepted accounting principles, less governed standards or from economic or political instability. Under certain market conditions assets may be difficult to sell.
Income risk	The payment of income and its level is not guaranteed.

OTHER INFORMATION

This is a marketing communication. Before making any final investment decisions, and to understand the investment risks involved, refer to the fund prospectus, available in English, and KIID/KID, available in English and in your local language depending on local country registration, from www.artemisfunds.com or www.fundinfo.com.

CAPITAL AT RISK. All financial investments involve taking risk and the value of your investment may go down as well as up. This means your investment is not guaranteed and you may not get back as much as you put in. Any income from the investment is also likely to vary and cannot be guaranteed.

Artemis does not provide investment advice on the advantages or suitability of its products and no information provided should be viewed in this way. Artemis only provides information about its own products and services and does not advise investors. Should you be unsure about the suitability of an investment, you should consult a suitably qualified professional adviser.

Investment in a fund concerns the acquisition of units/shares in the fund and not in the underlying assets of the fund.

Reference to specific shares or companies should not be taken as advice or a recommendation to invest in them.

For information on sustainability-related aspects of a fund, visit www.artemisfunds.com.

The fund is an authorised unit trust scheme. For further information, visit www.artemisfunds.com/unittrusts.

Third parties (including FTSE and MSCI) whose data may be included in this document do not accept any liability for errors or omissions. For information, visit www.artemisfunds.com/third-party-data.

Any research and analysis in this communication has been obtained by Artemis for its own use.

Although this communication is based on sources of information that Artemis believes to be reliable, no guarantee is given as to its accuracy or completeness.

Any forward-looking statements are based on Artemis' current expectations and projections and are subject to change without notice.

This fund is not subject to any form of regulation or approval in the Isle of Man. This document has not been registered or approved for distribution in the Isle of Man and may only be distributed in or into the Isle of Man by a person permitted under Isle of Man law to do so and in accordance with the Isle of Man Collective Investment Schemes Act 2008 and regulations made thereunder. The participants in the fund are not protected by any statutory compensation scheme.

Visit www.artemisfunds.com/glossary for an explanation of investment terms.

Issued by Artemis Fund Managers Ltd which is authorised and regulated by the Financial Conduct Authority.

FUND DATA

INVESTMENT TEAM



Jacob de Tusch-Lec

Fund manager,
since launch



James Davidson

Fund manager,
since September
2021



David Ennett

Fund manager,
since September
2022



Jack Holmes

Fund manager,
since September
2022

KEY FACTS

Fund type	Unit trust
Asset class	Multi-Asset
Focus	Income
Regional focus	Global
SEDOL	B75F9Z6
ISIN	GB00B75F9Z67
Type	Accumulation
Fund launch date	21 May 2012
Class launch date	21 May 2012
Class launch price	47.98p
Class currency	GBP
Valuation point	12:00
Year end	31 December
Accumulation date	Monthly
Fund size	£748.9m

Source: Artemis as at 31 May 2024.

PRICE AND YIELD(S)

Price	124.96p
Historic yield	4.44%

Source: Artemis as at 31 May 2024.


The historic yield reflects distributions declared over the past 12 months as a percentage of the price, as at the date shown. It does not include any preliminary charge and investors may be subject to tax on their distributions.

CHARGES

Initial charge	0%
Ongoing charge	0.860%

Source: Artemis. The ongoing charge covers the annual operating expenses of running the fund and is shown as at the date of the Key Investor Information Document, where further information about the fund's charges can be found. Additional costs may be incurred, such as portfolio transaction costs and transfer taxes, which may reduce performance. For further information, visit www.artemisfunds.com/charges.

RISK AND REWARD PROFILE



The fund is in the category shown due to historic volatility (how much and how quickly the value of shares in the fund may have risen and fallen in the past due to movements in markets, currencies and interest rates). It may not be a reliable indication of the future risk profile of the fund.

RATINGS AND AWARDS

FE Crown: 5
Rayner Spencer Mills rated fund

Third party endorsements are not a recommendation to buy. For sources, dates and other information, visit www.artemisfunds.com/endorsements

