



BNY Mellon Japan Small Cap Equity Focus Fund

INVESTMENT MANAGER

Newton Investment Management: Newton aims to deliver outcomes for its clients across active equities, income, absolute return, multi-asset, thematic and sustainable strategies. Its capabilities are driven by its global investment research platform which harnesses a breadth of both fundamental and quantitative research.

GENERAL INFORMATION

Total net assets (million) ¥ 16,624.62
 Performance Benchmark Russell/Nomura Small Cap Index
 Lipper sector Lipper Global Equity Japan Sm&Mid Cap
 Fund type ICVC
 Fund domicile Ireland
 Fund manager Kazuya Kurosawa
 Base currency JPY
 Currencies available EUR, USD, GBP, SGD, SEK, NOK, JPY, CHF
 Fund launch 12 Dec 2013

EURO I (ACC.) (HEDGED) SHARE CLASS DETAILS

Inception date 12 Dec 2013
 Min. initial investment € 5,000,000
 Max. initial charge 5.00%
 Annual mgmt charge 1.00%
 ISIN IE00BFLQFY02
 Registered for sale in: AT, BE, CH, CO, DE, DK, ES, FI, FR, GB, GG, IE, IL, IT, JE, LU, NL, NO, PE, PT, SE, SG, UY
 Ongoing charge* 1.14%

*It should be noted that the ongoing charge figure shown includes ongoing charges in respect of other open-ended investment funds but excludes ongoing charges from closed-ended funds held. The ongoing charges from closed-ended funds held were 0.00% as at 31 December 2023.

DEALING

09:00 to 17:00 each business day

Valuation point: 12:00 Dublin time

Costs incurred when purchasing, holding, converting or selling any investment, will impact returns. Costs may increase or decrease as a result of currency and exchange rate fluctuations. For more details please read the KIID document.

INVESTMENT OBJECTIVE

Long-term capital growth through investment in a portfolio of small cap equities traded on one or more of the official stock exchanges in Japan.

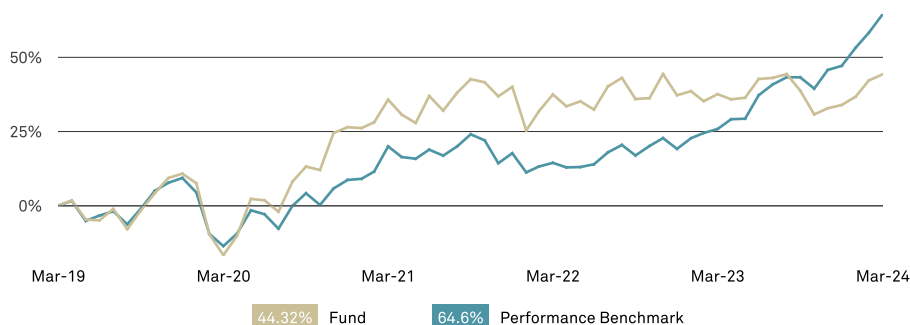
PERFORMANCE BENCHMARK

The Fund will measure its performance against the Russell Nomura Small Cap Index (the "Benchmark").

The Fund is actively managed, which means the Investment Manager has discretion to invest outside the Benchmark subject to the investment objective and policies disclosed in the Prospectus. However, as the Benchmark covers a significant proportion of the investable universe, the majority of the Fund's holdings will be constituents of the Benchmark but the weightings in the portfolio are not influenced by those of the Benchmark. The investment strategy will restrict the extent to which the portfolio holdings may deviate from the Benchmark and consequently the extent to which the Fund can outperform the Benchmark.

PERFORMANCE DISCLOSURE

Past performance is not a guide to future performance. The value of investments can fall. Investors may not get back the amount invested. Income from investments may vary and is not guaranteed.

5 YEAR CUMULATIVE PERFORMANCE (%)**PERFORMANCE SUMMARY (%)**

	1M	3M	YTD	1YR	Annualised					
					2YR	3YR	5YR			
Euro I (Acc.) (Hedged)	1.49	7.75	7.75	4.90	2.37	2.00	7.34			
Euro H (Acc.) (Hedged)	1.43	7.50	7.50	3.86	1.38	1.03	6.32			
Performance Benchmark	3.99	11.87	11.87	30.79	19.22	10.72	10.10			
	2014	2015	2016	2017	2018	2019	2020	2021	2022	2023
Fund	17.82	19.45	4.83	37.55	-19.00	19.76	14.11	10.76	-2.02	-2.39
Performance Benchmark	13.13	16.08	4.78	30.18	-19.76	16.99	-0.62	8.28	1.26	23.48

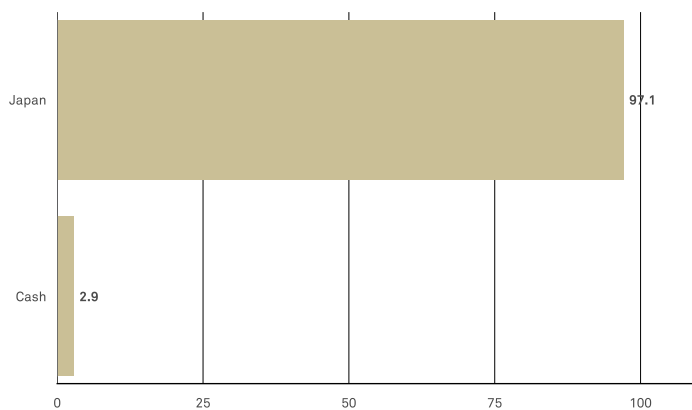
ANNUAL PERFORMANCE TO LAST QUARTER END (%)

From	Mar 2019	Mar 2020	Mar 2021	Mar 2022	Mar 2023
To	Mar 2020	Mar 2021	Mar 2022	Mar 2023	Mar 2024
Fund	-16.65	62.86	1.30	0.05	4.90

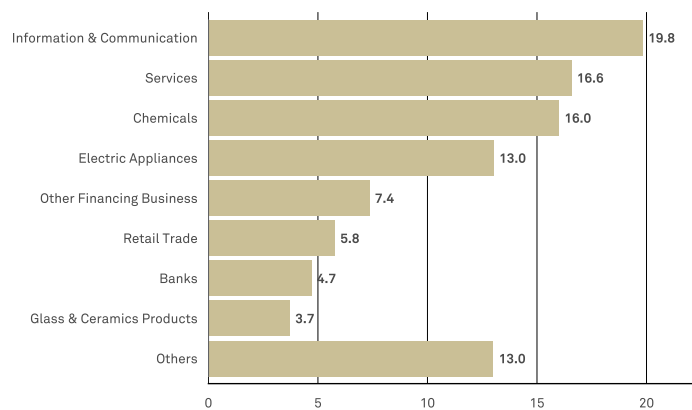
Source: Lipper as at 31 March 2024. Fund performance Euro I (hedged) calculated as total return, based on net asset value, including charges, but excluding initial charge, income reinvested gross of tax, expressed in share class currency. The impact of the initial charge, which may be up to 5%, can be material on the performance of your investment. Performance figures including the initial charge are available upon request.

Returns may increase or decrease as a result of currency fluctuations.

GEOGRAPHICAL ALLOCATION (%)



INDUSTRIAL ALLOCATION (%)



TOP 10 HOLDINGS (%)

Company	Fund (%)
MCJ Co., Ltd.	5.2
ULVAC, Inc.	5.1
Premium Group Co., Ltd.	5.0
Rakuten Bank, Ltd.	4.7
TechMatrix Corporation	4.7
VECTOR Inc.	4.6
Vision, Inc. (Japan)	4.4
Insource Co.,Ltd.	4.4
Sakata Inx Corp.	4.4
m-up holdings, Inc.	4.3

ACTIVE MONEY (%)

Top overweight	Fund (%)	Perf. B'mark
Information & Communication	19.8	8.8
Services	16.6	6.9
Chemicals	16.0	7.4
Other Financing Business	7.4	1.9
Electric Appliances	13.0	8.0

ACTIVE MONEY (%)

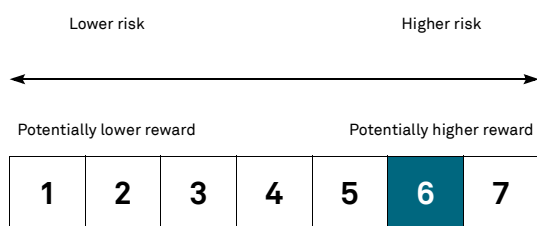
Top underweight	Fund (%)	Perf. B'mark
Wholesale Trade	0.0	6.4
Construction	0.0	5.1
Foods	0.0	4.9
Retail Trade	5.8	9.4
Machinery	3.7	7.1

Source: BNY Mellon Investment Management EMEA Limited

FUND STATISTICS - 3 YEARS

Jensen Alpha	-0.06
Beta	0.96
Correlation	0.72
Annualised Information Ratio	-0.09
Annualised Sharpe Ratio	0.04
Annualised Tracking Error	9.39
R ²	0.52
Annualised Standard Deviation	13.40
Maximum Drawdown	-12.92
VaR Normal 95%	-6.28

RISK AND REWARD PROFILE - EURO I (HEDGED)



We have calculated the risk and reward category using a method of calculation derived from EU rules. It is based on the rate at which the value of the Fund has moved up and down in the past (i.e. volatility) and is not a guide to the future risk and reward category of the Fund. The category shown is not a target or guarantee and may shift over time. Even the lowest category 1 does not mean a risk-free investment. Funds in category 6 have in the past shown relatively high volatility. With a fund of category 6, you have a relatively high risk of losing money but your chance for gains is also relatively high.

SHARE CLASS TABLE

	ISIN	Sedol	WKN	Ongoing charge	ISIN	Sedol	WKN	Ongoing charge
Euro H (Acc.) (Hedged)	IE00BFLQFP11	BFLQFP1	A2AQNT	2.14%				

Ongoing costs are taken from the latest EMT file, ongoing charge is taken from the latest KIID.

IMPORTANT INFORMATION

For Professional Clients only. This is a financial promotion and is not investment advice. For a full list of risks applicable to this fund, please refer to the Prospectus. Before subscribing, investors should read the most recent Prospectus and KIID for each fund in which they want to invest. Go to www.bnymellonim.com. The Prospectus and KIID are available in English and in an official language of the jurisdictions in which the Fund is registered for public sale. Portfolio holdings are subject to change, for information only and are not investment recommendations. Calls may be recorded. For more information visit our Privacy Policy www.bnymellonim.com. BNY Mellon is the corporate brand of The Bank of New York Mellon Corporation and its subsidiaries. These funds are sub-funds of BNY Mellon Global Funds, plc, an open-ended investment company with variable capital (ICVC), with segregated liability between sub-funds. Incorporated with limited liability under the laws of Ireland and authorised by the Central Bank of Ireland as a UCITS Fund. The Management Company is BNY Mellon Fund Management (Luxembourg) S.A. (BNY MFML), regulated by the Commission de Surveillance du Secteur Financier (CSSF). Registered address: 2-4 Rue Eugène Ruppert L-2453 Luxembourg. Information on investor rights including the complaints handling policy and investor redress mechanisms is available at www.bnymellonim.com. The Manager may terminate the arrangements made for the marketing of one or more sub-funds of BNYMGF in one or more EU Member States and shareholders will receive prior notification in this event. Issued in the **UK** by BNY Mellon Investment Management EMEA Limited, BNY Mellon Centre, 160 Queen Victoria Street, London EC4V 4LA. Registered in England No. 1118580. Authorised and regulated by the Financial Conduct Authority.

MIS0079-300624

Issued on 10/04/2024