

Income GBP | Data as at 31.03.2024

## Company Investment Objectives and Policy

The investment objective of the Company is to provide a total return for investors primarily through investments in equities and equity related investments, of companies which are based in, or which derive a significant proportion of their revenues from, the Asia Pacific region and which offer attractive yields.

Above is the Investment Objective of the fund. For details on the fund's Investment Policy please see the KID. The latest Annual Report includes the investment policy which you should read in conjunction with the KID before investing, these are available on our Schroders website. Relevant risk as associated with this Company are shown overleaf and should be carefully considered before making any investment. Past Performance is not a guide to future performance and may not be repeated. The value of investments and the income from them may go down as well as up and investors may not get back the amounts originally invested. Exchange rate changes may cause the value of investments to fall as well as rise. Performance data does not take into account any commissions and costs, if any, charged when units or shares of any fund, as applicable, are issued and redeemed.

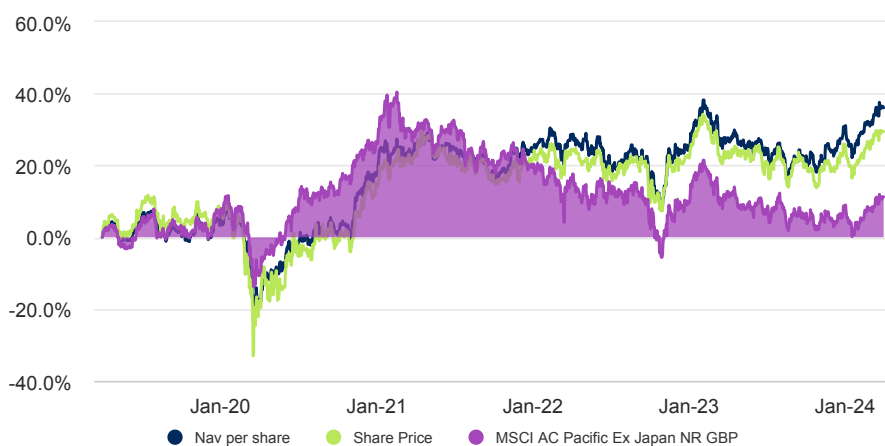
## Performance

Performance (%)	YTD	1 month	3 months	6 months
Share Price	2.8	3.4	2.8	7.6
Net Asset Value	4.4	4.3	4.4	9.6
Reference Index	2.3	3.1	2.3	4.9

Performance (%)	1 year	3 years p.a.	5 years p.a.	10 years p.a.
Share Price	4.9	1.8	5.3	8.3
Net Asset Value	6.6	3.0	6.3	8.9
Reference Index	-1.3	-4.6	2.2	6.2

Discrete yearly performance (%)	Mar 14	Mar 15	Mar 16	Mar 17	Mar 18	Mar 19	Mar 20	Mar 21	Mar 22	Mar 23
	- Mar 15	- Mar 16	- Mar 17	- Mar 18	- Mar 19	- Mar 20	- Mar 21	- Mar 22	- Mar 23	- Mar 24
Share Price	23.0	-6.5	39.0	4.2	2.8	-18.1	50.0	0.8	-0.3	4.9
Net Asset Value	19.5	-1.5	32.8	4.4	5.5	-17.2	50.0	3.1	-0.6	6.6
Reference Index	18.3	-8.6	35.8	8.5	3.0	-9.3	41.2	-9.7	-2.5	-1.3

## Performance over 5 years



Source: Morningstar, net income reinvested, net of ongoing charges and portfolio costs and where applicable, performance fees, in GBP.

## Ratings and accreditation



Please refer to the Source and ratings information section for details on the icons shown above.

## Company facts

Fund manager	Richard Sennitt
Managed company since	31.12.2020
Alternative Investment Fund Manager	Schroder Unit Trusts Limited
Domicile	United Kingdom
Company launch date	28.07.2005
Company base currency	GBP
NAV (Million)	GBP 682.22
Number of holdings	64
Reference Index	MSCI AC Pacific Ex Japan NR GBP
Share Price	GBX 258.50
NAV per Share	GBX 277.17
Premium/Discount to NAV	-6.74%
Distribution frequency	Quarterly
Gearing (%)	4.81
Pay Dates	16.02.2024 - GBX 2.00 01.12.2023 - GBX 5.80 25.08.2023 - GBX 2.00 05.05.2023 - GBX 2.00
Ex-Dates	01.02.2024 ; 16.11.2023 ; 03.08.2023 ; 20.04.2023
Dividend Yield (%)	4.6

## Fees & expenses

Performance fee	10% of NAV over a 7% p.a. hurdle rate, capped at 0.75% of net assets of NAV.
Ongoing charge	0.98%

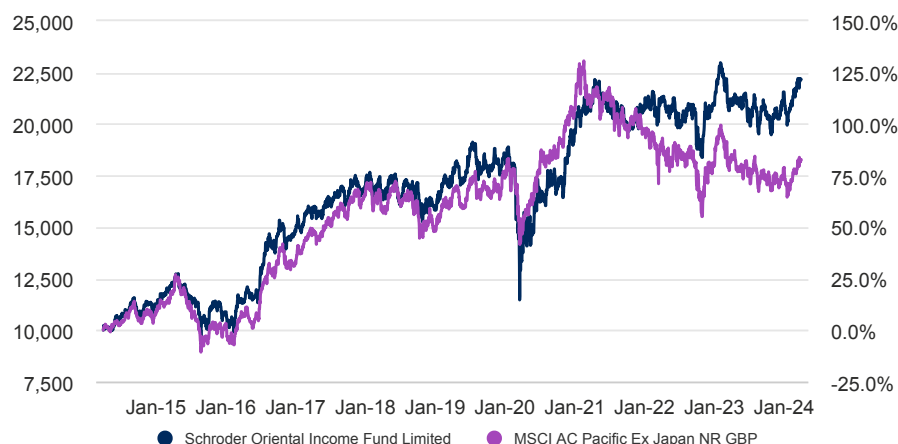
## Codes

ISIN	GB00B0CRWN59
Bloomberg	SOI LN
SEDOL	B0CRWN5
LSE ticker	SOII

Where gearing is shown as negative, this reflects net cash.

Income GBP | Data as at 31.03.2024

### 10 year return of GBP 10,000



The chart is for illustrative purposes only and does not reflect an actual return on any investment.

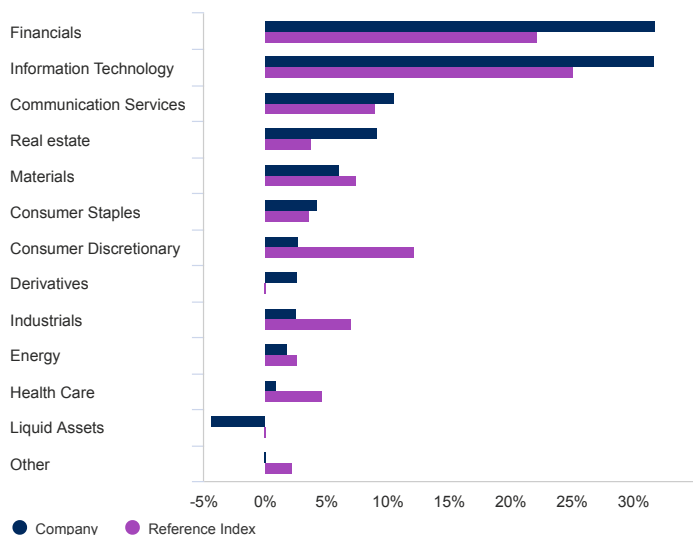
Returns are based on the share price. Share price performance figures are calculated on a mid-market basis in GBP with income reinvested on the ex-dividend date.

### Risk considerations

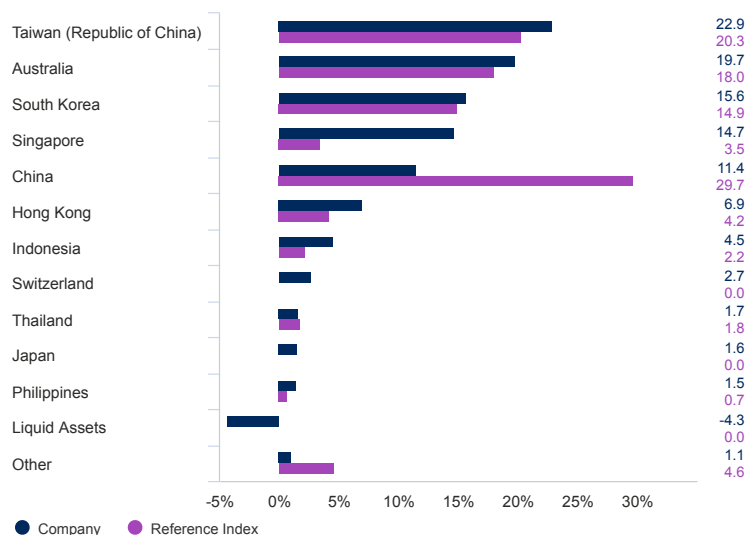
The Company can be exposed to different currencies. Changes in foreign exchange rates could create losses. The Company may be concentrated in a limited number of geographical regions, industry sectors, markets and/or individual positions. This may result in large changes in the value of the company, both up or down, which may adversely impact the performance of the company. The Company may borrow money to invest in further investments, this is known as gearing. Gearing will increase returns if the value of the investments purchased increase in value by more than the cost of borrowing, or reduce returns if they fail to do so.

### Asset allocation


#### Sector (%)



#### Geographical breakdown (%)



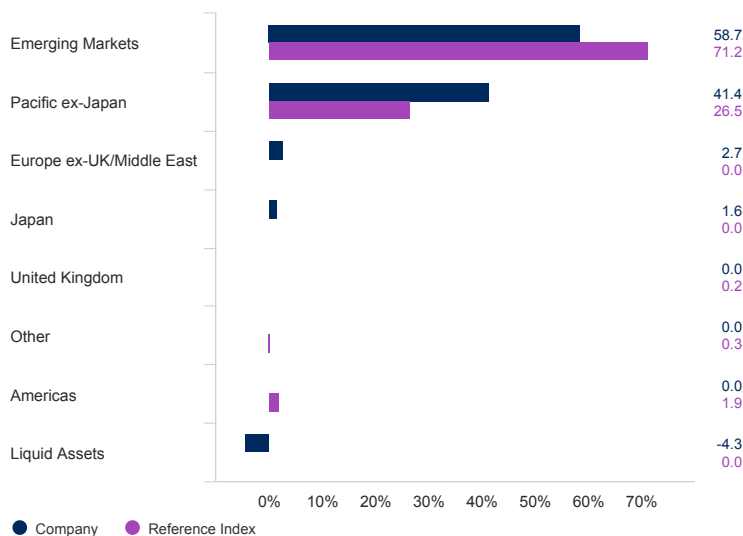
### Summary risk indicator (SRI)



The risk category was calculated using historical performance data (or indicative fund performance during periods of suspension) and may not be a reliable indicator of the fund's future risk profile. The fund's risk category is not guaranteed to remain fixed. Please see the Key Information Document for more information.

Income GBP | Data as at 31.03.2024

### Region (%)



### Top 10 holdings (%)

Holding name	%
Taiwan Semiconductor Manufacturing Co Ltd	10.2
Samsung Electronics Co Ltd	9.8
Oversea-Chinese Banking Corp Ltd	3.2
Singapore Telecommunications Ltd	2.8
MediaTek Inc	2.8
BOC Hong Kong Holdings Ltd	2.7
Telstra Group Ltd	2.6
BHP Group Ltd	2.5
Bank Mandiri Persero Tbk PT	2.4
DBS Group Holdings Ltd	2.3

Source: Schroders. Top holdings and asset allocation are at company level. Liquid Assets contain cash, deposits and money market instruments, which are respectively not part of the core investment objective and policy. The commitment linked to the equity index futures contracts, if present, is deducted from cash.

### Contact information

Schroder Unit Trusts Limited  
1 London Wall Place  
London  
United Kingdom  
EC2Y 5AU  
Tel: 0800 182 2399  
Fax:

For your security, communications may be taped or monitored.

### Information relating to changes in fund manager, investment objective, benchmark and corporate action information

Richard Sennitt replaced Matthew Dobbs as Fund Manager for this fund on 31.12.2020.

## Important information

---

### Costs:

Certain costs associated with your investment in the fund may be incurred in a different currency to that of your investment. These costs may increase or decrease as a result of currency and exchange rate fluctuations.

If a performance fee is applicable to this fund, details of the performance fee model and its computation methodology can be found in the fund's prospectus. This includes a description of the performance fee calculation methodology, the dates on which the performance fee is paid and details of how the performance fee is calculated in relation to the fund's performance fee benchmark, which may differ from the benchmark in the fund's investment objective or investment policy.

For further information regarding the costs and charges associated with your investment, please consult the funds' offering documents and annual report.

### General:

The Board has appointed Schroder Unit Trusts Limited as Alternative Investment Fund Manager, and to prepare this Factsheet. This factsheet should not be taken as any indication the Company held any particular investments at any particular date other than the stated date. Nothing in this factsheet should be construed as advice and is therefore not a recommendation to buy or sell shares. If you are interested in this Company you should contact your usual financial adviser before making any investment decision. In addition you can contact one of our Investor Services team on 0800 182 2399 for further information. Please note that Schroders is unable to give you specific investment advice. For investors' security calls to this number may be recorded. The data contained in this document has been sourced by Schroders and should be independently verified before further publication or use. Issued by Schroder Unit Trusts Limited, 1 London Wall Place, London EC2Y 5AU. Registered No: 4191730 England. Authorised and regulated by the Financial Conduct Authority. Nothing in this factsheet should be construed as advice and is therefore not a recommendation to buy or sell shares. If you are interested in this fund you should contact your usual financial adviser before making any investment decision. Please note that Schroders is unable to give you specific investment advice. For investors' security calls to this number may be recorded. Subscriptions for company shares can only be made on the basis of its latest Key Investor Document and Accounts, together with the latest audited annual report (and subsequent unaudited semi-annual report), copies are available in English and can be obtained, free of charge, from Schroder Investment Management Limited.

**Morningstar Rating:** © Morningstar 2024. All Rights Reserved. The information contained herein: (1) is proprietary to Morningstar and/or its content providers; (2) may not be copied or distributed; and (3) is not warranted to be accurate, complete or timely. Neither Morningstar nor its content providers are responsible for any damages or losses arising from any use of this information. Past performance is no guarantee of future results.