

# Premier Miton US Smaller Companies Fund

## Sterling class F - Accumulation shares

### Objective

The objective of the fund is to provide capital growth over the long-term, being five years or more. Five years is also the minimum recommended period for holding shares in this fund. This does not mean that the fund will achieve the objective over this, or any other, specific time period and there is a risk of loss to the original capital invested.

### Fund facts

<b>Fund size</b>	£37.0m
<b>Launch dates</b>	Fund - 14 Mar 2018 Share class - 14 Mar 2018
<b>Fund structure</b>	Open Ended Investment Company (OEIC)
<b>Reporting dates</b>	Final - 31 May Interim - 30 Nov
<b>Base currency</b>	GBP
<b>Valuation point</b>	12:00 noon
<b>ISA eligible</b>	Yes
<b>Investment Association sector</b>	IA North American Smaller Companies
<b>Performance comparators</b>	Russell 2000 Index IA North American Smaller Companies

Please see page 3 for further information.

### Investment team




Fund manager  
**Nick Ford**  
Joined Premier Miton  
**Dec 2012**  
Manager since  
**Mar 2018**



Fund manager  
**Hugh Grieves**  
Joined Premier Miton  
**Jan 2013**  
Manager since  
**Mar 2018**

### Risk and reward profile



The fund is ranked as 7 because it has experienced high rises and falls in value over the past five years. Please note that even the lowest ranking does not mean a risk-free investment

**Notification: Fund manager, Nick Ford, will be retiring at the end of September 2024. Alex Knox, who joined Premier Miton in August 2024, will take over as co-manager of the fund, alongside existing fund manager, Hugh Grieves.**

### Investment overview

- A genuinely smaller companies fund focussed on significant growth opportunities in the US.
- Invests in a portfolio of between 70-100 companies.
- Looks to identify smaller, fast growing companies at an early stage in their evolution.
- Focuses on companies with a market value of between \$100m and \$6bn at the time of purchase.
- Managed by experienced US fund managers Nick Ford and Hugh Grieves.

### Awards and ratings

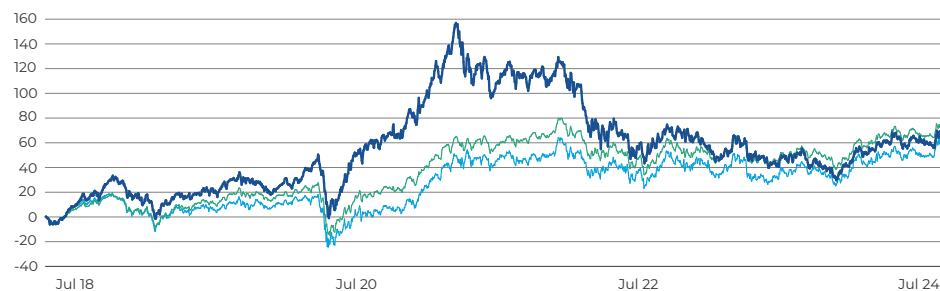


Awards and ratings are based on past events and are not an indication of future performance. Ratings are not a recommendation. Please see page 4 for further information.

### Performance summary (%)

- Fund share class** ■ Sterling class F - Accumulation shares
- Performance comparators** ■ Index: Russell 2000 Index  
■ Sector: IA North American Smaller Companies

### Performance since fund launch



	1 month	3 months	1 year	3 years	5 years	10 years	Fund launch
<b>Fund</b>	5.49	7.43	11.18	-21.49	24.16	-	69.10
<b>Index</b>	8.40	11.62	13.96	13.01	43.25	-	64.31
<b>Sector</b>	5.78	7.48	13.20	9.11	43.38	-	76.90

	2019	2020	2021	2022	2023	YTD
<b>Fund</b>	24.00	67.35	-3.37	-28.70	5.57	8.89
<b>Index</b>	20.17	15.81	15.55	-10.78	9.85	10.99
<b>Sector</b>	25.80	23.61	14.78	-13.54	10.88	9.10

	31.07.19 31.07.20	31.07.20 30.07.21	30.07.21 29.07.22	29.07.22 31.07.23	31.07.23 31.07.24
<b>Fund</b>	16.45	35.82	-24.56	-6.40	11.18
<b>Index</b>	-11.37	43.03	-2.42	1.62	13.96
<b>Sector</b>	-3.92	36.77	-5.68	2.18	13.20

Source: FE Analytics. Based on Sterling class F - Accumulation shares, on a total return basis to 31 July 2024. Performance is shown net of fees with income reinvested. On 30.11.2020, this fund moved from a single pricing basis (mid) to a swing pricing basis.

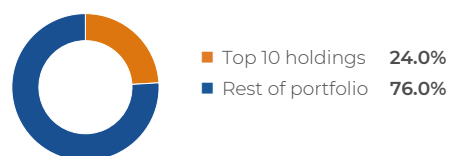
**The performance information presented on this page relates to the past. Past performance is not a reliable indicator of future returns.**

Investing involves risk. The value of an investment can go down as well as up which means that you could get back less than you originally invested when you come to sell your investment. The value of your investment might not keep up with any rise in the cost of living. More information about the risks of investment is provided later in this document.



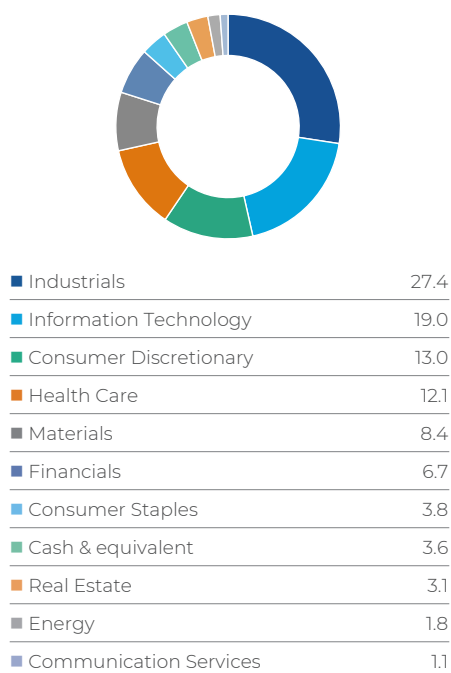
## Portfolio breakdown

### Top 10 holdings (%)



OneSpaWorld Holdings	2.9
H.B Fuller	2.7
Carpenter Technology	2.6
CBIZ	2.5
Descartes Systems Group	2.4
SPS Commerce	2.4
Palomar Holdings	2.2
Enerpac Tool Group	2.2
Addus Homecare	2.1
Insight Enterprises	2.1

### Sector (%)



## Charges

**Ongoing charges figure (OCF)** 0.73%  
as at 30.11.2023

The OCF is based on the last year's expenses and may vary from year to year. It excludes the costs of buying or selling assets for the fund (unless these assets are shares of another fund). The OCF includes the annual management charge. Transaction charges will also apply. Please refer to the [total costs & charges document](#) on our website for more information.

**Initial charge** 7.00%

This is the maximum charge that we might take out of the money received before it is invested.

### Charges are taken from income

The fund's charges will be taken from income generated by the fund in the form of interest or dividends. If there is not enough income to cover the charges, the rest of the charges will be taken from the fund's capital which could result in capital erosion or constrain capital growth.



### A typical investor in the fund

#### This fund may be compatible for clients who:

- are seeking the potential for long-term growth on their original investment
- can invest for the long-term, by which we mean staying invested for at least 5 years
- do not need a capital guarantee
- understand the risks of investing, including the risk that they could lose some of the amount originally invested
- are comfortable with seeing the value of their investment go up and down.

- There will be times when the value of the fund will fall, especially over the short-term
- understand that there is no guarantee on the amount of investment growth they can expect to receive during the period that they remain invested
  - understand the risks of investing in smaller companies which are typically higher risk than larger companies

#### This fund may not be compatible for clients who:

- are fully risk averse / have no risk tolerance
- seek capital preservation
- have a short/medium term investment time horizon
- are seeking to receive a regular income
- are looking for a guaranteed level of investment growth

### How the fund might perform

The fund invests principally in the shares of US companies (known as equities or stocks) listed on the stock market. Therefore, how US stock markets do overall will impact on the performance of the fund. However, the fund managers apply an investment strategy that is designed to differentiate the fund from US stock markets. Therefore, performance of the fund will differ from the performance of US stock markets over different time periods.

A number of different factors influence the share price of a company. Companies tend to do better when economic growth is stronger and worse when it is weaker. Many companies can also do better when inflation and interest rates are low or falling and worse when they are rising, although other companies may benefit

in those conditions. Factors specific to individual companies, such as demand for their products or services, are also important.

The fund managers will invest in smaller sized companies and these can perform differently from larger companies. Smaller US companies are typically more focused on generating business from the US, meaning business conditions domestically will be important to how they do. Similarly, the fund managers can choose companies from a range of sectors such as construction, retailing and information technology to diversify risk, and these sectors will perform differently depending on how that particular industry is doing.

However, most importantly, the fund managers focus on the management

teams and business attributes of each individual company with the aim of building a portfolio of companies that they expect will grow rapidly. Some of the companies will do so and others may not, meaning that the share prices of those companies will reflect that and may therefore be very strong or very weak.

You should not expect the fund to perform like a specific stock market index, such as the S&P500 Index or the Russell 2000 Index as the fund invests in a range of specially selected companies. There is no guarantee as to how financial markets will perform in the future or how the fund will perform. Smaller companies are typically riskier than larger companies as they are less developed and therefore their share prices can move sharply down or up.

### Performance comparators

The fund is classified in the IA North American Smaller Companies sector, which we believe is a meaningful

comparator to help investors assess the performance of the fund. As the fund invests in US smaller companies, we

believe the Russell 2000 index is also a useful performance comparator.

### Fund codes and investment minimums

#### Fund codes

ISIN	GB00BF54HB10
Sedol	BF54HB1
Bloomberg	CFUSSFA:LN

#### Minimums

Initial	Top-up	Withdrawal	Holding
£100,000	£1,000	-	£100,000



## General risks

Investing involves risk. The value of an investment can go down as well as up which means that you could get back less than you originally invested when you come to sell your investment. The value of your investment might not keep up with any rise in the cost of living.

Typically, there is less risk of losing money over the long-term (which we define as over 5 years) from an investment that is considered low risk, although potential returns may also be lower. Investments considered higher risk typically offer greater opportunities for better long-term

returns, though the risk of losing money is also likely to be higher. Premier Miton is unable to provide investment, tax or financial planning advice. We recommend that you discuss any investment decisions with a financial adviser.

## Specific fund risks

Some of the main specific risks of investing in this fund are summarised here. Further detail is available in the prospectus for the fund.

### Equities

Equities (company shares) can experience high levels of price fluctuation. Smaller company shares can be riskier than the largest companies, companies in less developed countries (emerging markets) can be riskier than those in developed countries and funds focused on a particular country or region can be riskier than funds that are more geographically diverse. These risks can result in bigger movements in the value of the fund. Equities can be affected by changes in central bank interest rates and by inflation.

### High volatility

This fund may experience high volatility due to the composition of the portfolio or the portfolio management techniques used.

## Other investment risks

Funds may have holdings in investments such as commodities (raw materials), infrastructure and property as well as other areas such as specialist lending and renewable energy. These investments will be indirect, which means accessing these assets by investing in companies, other funds or similar investment vehicles. These investments can also increase risk and experience sharp price movements. Funds focused on specific sectors or industries, such as property or infrastructure, may carry a higher level of risk and can experience bigger movements in value. Certain investments can be impacted by decisions made by third parties, such as governments or regulators.

## Other risks

There are many other factors that can influence the value of a fund. These include currency movements, changes in the law, regulations or tax, operational systems or third-party failures, or financial market conditions that make it difficult to buy or sell investments for the fund.

## Ratings, awards and other information

The Global Industry Classification Standard ("GICS") was developed by and is the exclusive property and a service mark of MSCI Inc. ("MSCI") and Standard & Poor's, a division of The McGraw-Hill Companies, Inc. ("S&P") and is licensed for use by Premier Asset Management Limited. Neither MSCI, S&P nor any third party involved in making or compiling the GICS or any GICS classifications makes any express or implied warranties or representations with respect to such standard or classification (or the results to be obtained by the use thereof), and all such parties hereby expressly disclaim all warranties of originality, accuracy, completeness, merchantability and fitness for a particular purpose with respect to any of such standard or classification. Without limiting any of the foregoing, in no event shall MSCI, S&P, any of their

affiliates or any third party involved in making or compiling the GICS or any GICS classifications have any liability for any direct, indirect, special, punitive, consequential or any other damages (including lost profits) even if notified of the possibility of such damages.

A swing pricing is where the price can swing to either a bid or an offer basis depending on the investment and redemption activity in the fund. This means the investor selling or buying fund shares bears the associated [dis] investment costs and protects the continuing holders in the fund. Performance could be shown on a combination of bid, mid or offer prices, depending on the period of reporting. MSCI ESG Research LLC's ("MSCI ESG") Fund Metrics and Ratings (the "Information") provide environmental, social and governance data with respect

to underlying securities within more than 31,000 multi-asset class Mutual Funds and ETFs globally. MSCI ESG is a Registered Investment Adviser under the Investment Act of 1940. MSCI ESG materials have not been submitted to, nor received approval from, the US SEC or any other regulatory body. None of the Information constitutes an offer to buy or sell, or a promotion or recommendation of, any security, financial instrument or product or trading strategy nor should it be taken as an indication or guarantee of any future performance, analysis, forecast or prediction. None of the Information can be used to determine which securities to buy or sell or when to buy or sell then. The Information is provided "as is" and the user of the Information assumes the entire risk of any use it may make or permit to be made of the Information.



## Glossary

### Annual management charge (AMC)

The yearly fee paid to Premier Miton for managing a fund, expressed as a percentage of your investment. The AMC does not typically change from year to year.

### Capital

Describes financial assets, particularly cash, or other assets, such as shares, owned by a person or organisation.

### Capital growth

The increase in the value of an asset or investment over time, excluding any income received, measured by its current value compared to its purchase cost.

### Equities

Another name for shares (or stock) in a company.

### Investment Association (IA)

The trade association that represents investment management firms in the UK.

### Investment Association (IA) sectors

To help with comparisons between the thousands of funds available, funds are categorised into different groups or sectors, organised and reviewed by the Investment Association (IA).

### IA Flexible Investment sector

Funds in this sector are required to have a range of different investments. However, the fund manager has significant flexibility over what to invest in. There is no minimum or maximum requirement for investment in company shares (equities) and there is scope for funds to have a high proportion of shares. The manager is accorded a significant degree of discretion over asset allocation and is allowed to invest up to 100% in equities at their discretion.

- No minimum equity requirement
- No minimum fixed income or cash requirement

### IA North American smaller companies sector

Funds in this sector are required to invest at least 80% of their assets in North American equities of companies which form the bottom 20% by market capitalisation.

### Individual Savings Account (ISA)

A wrapper in which you can place your savings and investments to protect them from some forms of taxation. There are different types of ISA. All of Premier Miton's funds are available for investing in an ISA (with the exception of Premier Miton Capital Financials Securities Fund). HM Revenue & Customs set the amount that you are allowed to invest into an ISA in each tax year. Further details about ISAs, including the current ISA investment limits, can be found on the Government website.

### Ongoing Charges Figure (OCF)

A measure of what it costs to invest in a fund over a year. It includes the fee paid to Premier Miton for the management of the fund (known as the annual management charge) and the OCFs of underlying funds that might be held in a portfolio (excluding any Premier Miton funds held) with the remainder covering costs that have to be paid to external companies for other services relating to the ongoing administration and management of a fund, such as the fees paid to the depositary, custodian, regulator, auditor and administrator. The fee is deducted from the value of the fund and reflected in the fund's share price. The OCF is typically calculated once a year and can change from year to year. The OCF does not include transaction costs which are associated with buying and selling investments in a fund.

### Total return

A way of showing how an investment has performed and is made-up of the capital appreciation or depreciation and includes any income generated by the investment. Measured over a set period, it is expressed as a percentage of the value of the investment at the start of that period.

## Contact us

From 9:00am to 5:30pm, Monday to Friday, excluding bank holidays.



0333 456 4560



contactus@premiermiton.com

## Customer care

Investors may find themselves in difficult circumstances at any point in their lives, whether as a result of a change in physical or mental ill-health, or during key life stage events such as bereavement, loss of job, personal debt concerns, or more generally through lack of confidence in dealing with financial matters.

We encourage all our investors to seek financial advice before making any important investment decisions and particularly when life may be more challenging.

We want to make sure that we can provide our customers with the support they need. If you would like copies of product information in a

different format, such as **large print**, **Braille** or **audio**, please send us your request using the contact details provided. It may take up to 15 working days to send the information to you in these formats.

Whilst every effort has been made to ensure the accuracy of the information contained within this document, we regret that we cannot accept responsibility for any omissions or errors. Reference to any particular stock or fund does not constitute a recommendation to buy or sell the stock or fund.

All data is sourced to Premier Miton unless otherwise stated.

This document and all of the information contained in it, including without limitation all text, data, graphs, charts, images (collectively, the "Information") is the property of Premier Portfolio Managers Limited "Premier Miton" or any third party involved in providing or compiling any Information (collectively, with Premier Miton, the "Data Providers") and is provided for informational purposes only. The Information may not be modified, reverse-engineered, manipulated, reproduced or distributed in whole or in part without prior written permission from Premier Miton. All rights in the Information are reserved by Premier Miton and/or its Data Providers.

A free, English language copy of the fund's full prospectus, the Key Investor Information Document and Supplementary Information Document are available on the Premier Miton website, or you can request copies by calling us on 0333 456 4560.

Financial Promotion issued by Premier Portfolio Managers Limited which is registered in England no. 01235867, authorised and regulated by the Financial Conduct Authority and a member of the Premier Miton Investors' marketing group and a subsidiary of Premier Miton Group plc (registered in England no. 06306664). Registered office: Eastgate Court, High Street, Guildford, Surrey GU1 3DE.