

Legal & General Strategic Bond Fund

Unit Trust (UK UCITS compliant) I-Class GBP

Base currency: **GBP**

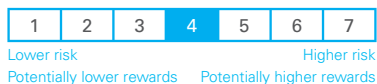
Domicile: **UK**



FUND AIM

The objective of this Fund is to provide income and growth.

RISK AND REWARD PROFILE



The synthetic risk and reward indicator (SRRRI) is based on the historic volatility of the fund's value and it may change in the future.

The fund is in category 4 because it invests in company or government bonds which are sensitive to changes in interest rates, inflation and credit. This can be driven by political and economic changes and other significant events and may cause the value to fluctuate.

For more information, please refer to the Key Risks section on page 3.

WHO IS THIS FUND FOR?

- This fund is designed for investors looking for growth and income from an investment in a range of bonds, derivatives and/or cash.
- Although investors can take their money out at any time, this fund may not be appropriate for those who plan to withdraw their money within five years.
- This fund is not designed for investors who cannot afford more than a minimal loss of their investment.
- If you do not understand this document we recommend you seek additional information to help you decide if this fund is right for you.

FUND FACTS

Fund size £642.6m	Fund launch date 1 May 2007
Annualised yield 7.1%	Modified duration 3.31 years

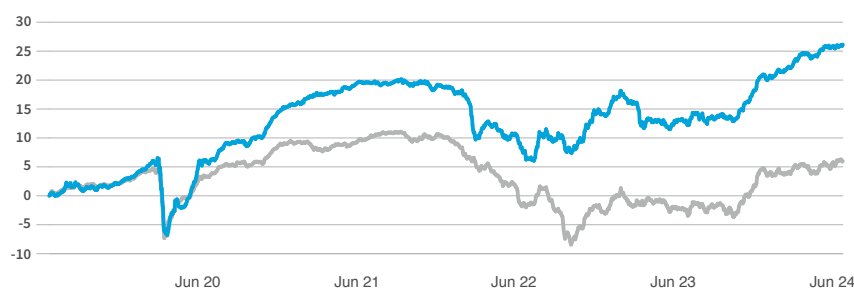
COSTS

Initial charge 0.00%	Ongoing charge 0.63%
Price basis Single swing	Dilution adjustment 0.654%- round trip

BENCHMARKS

Comparator benchmark
IA Sector: Sterling Strategic Bond

PERFORMANCE (%)



	1 month	3 months	1 year	3 years	5 years
Fund	0.51	1.21	11.82	5.47	25.78
Comparator	1.19	0.43	8.88	-3.50	6.02
Quartile ranking	4	1	1	1	1

12 MONTH PERFORMANCE TO MOST RECENT QUARTER (%)

12 months to 30 June	2024	2023	2022	2021	2020
Fund	11.82	6.16	-11.15	13.52	5.06
Comparator	8.88	-0.70	-10.74	6.34	3.31
Quartile ranking	1	1	3	1	2

Performance for the I Inc unit class in GBP, launched on 01 May 2007. Source: Lipper. Performance assumes all fund charges have been taken and that all income generated by the investments, after deduction of tax, remains in the fund.

Past performance is not a guide to the future.

FUND SNAPSHOT









- **What does it invest in?** Invests in all types of bonds and related investments, from UK and overseas issuers, across the risk spectrum.
- **How does it invest?** Actively managed, with wide discretion to invest in different types of securities and derivatives. Aims to hold at least 80% in bonds and will have a net exposure of at least 80% to sterling.



PORTFOLIO BREAKDOWN

All data source LGIM unless otherwise stated. Totals may not sum due to rounding. As at 29 December 2022 LGIM has changed strategic data sourcing for LGIM Client Reporting and Factsheets for Active Fixed Income portfolios. This impacts the methodology used to calculate the management information provided in the documentation and may change the observed results. For the avoidance of doubt, these changes have not impacted the investment management of any funds/portfolios.

COUNTRY (PV %)

 United Kingdom	25.2
 United States	13.8
 Germany	5.5
 Italy	5.5
 France	5.3
 Spain	3.8
 Canada	2.2
 Bermuda	2.1
 Netherlands	1.9
 Other	34.7

SECTOR (PV %)

<u>Corporates and Collateralised</u>	<u>88.0</u>
Banks	24.0
Consumer Services	10.7
Real Estate	8.0
Utilities	7.1
Consumer Goods	6.5
Insurance	6.3
Industrials	5.0
Oil & Gas	4.8
ABS	4.1
Basic Materials	3.6
Telecommunications	2.9
Financial Services	1.9
Technology	1.6
Health Care	1.4
Other	0.1
<u>Sovereigns</u>	<u>7.6</u>
Sovereign	7.6
<u>Cash</u>	<u>4.3</u>
Cash	4.3











TOP 10 ISSUERS (PV %)

AA/United Kingdom	2.1
Barclays	1.8
Banco Santander	1.7
CPI Property Group	1.6
United Kingdom	1.4
British American Tobacco	1.3
Societe Generale	1.2
Groupe BPCE	1.2
Athora Holding	1.2
Volkswagen	1.2



■ Top 10 issuers 14.9%
■ Rest of portfolio 85.1%
No. of issuers 350

CREDIT RATING EXPOSURE (PV %)

AA	3.4	
A	6.2	
BBB	39.0	
BB	30.6	
B	12.7	
CCC	2.0	
CC	0.1	
NR	1.5	
Cash	4.3	
Other	0.0	

LGIM GLOBAL FIXED INCOME

Legal and General investment Management (LGIM) is one of Europe's largest asset managers and a major global investor, with assets under management of \$1,475.7/€1,337.8/£1,159.2* **.

Scale and experience- Our Global Fixed Income team is responsible for over \$213/€193/£167 billion*** of actively managed assets with circa 200 investment professionals with an average of 18 years' industry experience bringing together a blend of expertise to the management of regional and global portfolios. Our heritage as an asset manager founded by an insurance company is the foundation for our stable, long-term, and risk-measured management style. We have over 50 years' experience as a high conviction active Fixed Income manager, offering our clients the expertise and stability of a long-established investment manager and a wide range of fixed-income solutions benefiting from LGIM's broader ESG integration and active engagement.

Unified and collaborative process- We believe that collaborative, cross-asset teams of experts can deliver better outcomes for investors by focusing on alpha generation and sustainability. The Global Research and Engagement Groups (GREG) are at the centre of our collaborative macro top-down/fundamental bottom-up process. At LGIM we believe our integrated approach is fundamental in successfully managing portfolios and delivering risk-adjusted performance across our range of active funds for our clients.

* JPY: ¥208,149.4 billion; CHF: CHF1,242.7; CAD: \$1,955.6; SEK: kr14,892.7**

**Source: LGIM data as of 31 December 2023. The AUM aggregates the assets managed by LGIM in the UK, LGIMA in the US and LGIM in Asia. The AUM includes the value of securities and derivatives positions.

***Source: LGIM data as of 31 December 2023



Colin Reedie



Matthew Rees



FUND MANAGERS

As Head of Active Strategies, Colin has responsibility for both the London-based fixed income and equity teams, as well as portfolio management responsibilities for our Global Credit, Absolute Return and Equity/Credit strategies. Colin joined LGIM in 2005 and has over 30 years' experience.

Matthew was appointed Head of Global Bond Strategies in September 2019. Prior to this he was co-head of the Euro credit portfolio management team, and joined LGIM in March 2009. Matthew has more than 25 years' experience in financial markets.

KEY RISKS

- The value of an investment and any income taken from it is not guaranteed and can go down as well as up; you may not get back the amount you originally invested.
- This fund holds bonds that are traded through agents, brokers or investment banks matching buyers and sellers. This makes the bonds less easy to buy and sell than investments traded on an exchange. In exceptional circumstances the fund may not be able to sell bonds and may defer withdrawals, or suspend dealing. The Directors can only delay paying out if it is in the interests of all investors and with the permission of the fund depository.
- The fund invests directly or indirectly in bonds which are issued by companies or governments. If these companies or governments experience financial difficulty, they may be unable to pay back some or all of the interest, original investment or other payments that they owe. If this happens, the value of the fund may fall.
- The fund could lose money if any institution providing services such as acting as counterparty to derivatives or other instruments, becomes unwilling or unable to meet its obligations to the fund.
- Derivatives are highly sensitive to changes in the value of the asset on which they are based and can increase the size of losses and gains. The impact to the fund can be greater where derivatives are used in an extensive or complex way.
- The fund may have underlying investments that are valued in currencies that are different from sterling (British pounds). Exchange rate fluctuations will impact the value of your investment. Currency hedging techniques may be applied to reduce this impact but may not entirely eliminate it.
- We may take some or all of the ongoing charges from the fund’s capital rather than the fund’s income. This increases the amount of income, but it reduces the growth potential and may lead to a fall in the value of the fund.
- Investment returns on bonds are sensitive to trends in interest rate movements. Such changes will affect the value of your investment.

For more information, please refer to the key investor information document on our website [↗](#)

LATEST DISTRIBUTION INFORMATION

For distributing unit classes, the latest payments are shown below. Please note that these payments are not guaranteed, are at the discretion of the manager and may be paid out of capital.

Type	Ex-div date	Pay date	Pence per unit
Interim	06 Mar 24	05 May 24	0.87p
Interim	06 Dec 23	05 Feb 24	0.78p
Final	06 Sep 23	05 Nov 23	0.74p
Interim	06 Jun 23	05 Aug 23	0.75p



SPOTLIGHT ON LEGAL & GENERAL INVESTMENT MANAGEMENT

We are one of Europe’s largest asset managers and a major global investor, with assets under management of £1,159.2 billion (as at 31 December 2023). We work with a wide range of global clients, including pension schemes, sovereign wealth funds, fund distributors and retail investors.

Source: LGIM internal data as at 31 December 2023. The AUM disclosed aggregates the assets managed by LGIM in the UK, LGIMA in the US and LGIM Asia in Hong Kong (2018-2019 only). The AUM includes the value of securities and derivatives positions.

DEALING INFORMATION

Valuation frequency	Daily, 3pm (UK time)
Dealing frequency	Daily
Settlement period	T+4

CODES

ISIN	I Acc	GB00B1TWMW95
	I Inc	GB00B1TWMY10
SEDOL	I Acc	B1TWMW9
	I Inc	B1TWMY1
Bloomberg	I Acc	LGDNBIA
	I Inc	LGDNBII

TO FIND OUT MORE

 Visit www.legalandgeneral.com

 Call **0370 050 0955**

 Email investments@landg.com

Lines are open Monday to Friday 8.30am to 6.00pm. We may record and monitor calls. Call charges will vary.

Important information

Copyright © 2024 Legal & General. This document is subject to copyright. Any unauthorised use is strictly prohibited. All rights are reserved. Issued by Legal & General (Unit Trust Managers) Limited as management company for this fund. Registered in England and Wales No. 01009418. Registered Office: One Coleman Street, London, EC2R 5AA. Authorised and Regulated by the Financial Conduct Authority No. 119273. We are members of the Investment Association. All features described in this fact sheet are those current at the time of publication and may be changed in the future. Nothing in this fact sheet should be construed as advice and it is therefore not a recommendation to buy or sell investments. If in doubt about the suitability of this product, you should seek professional advice. No investment decisions should be made without first reviewing the key investor information document of the Fund (“KIID”) which can be obtained from www.legalandgeneral.com. This fact sheet is only directed at investors resident in jurisdictions where this fund is registered for sale. It is not an offer or invitation to persons outside of those jurisdictions. We reserve the right to reject any applications from outside of such jurisdictions.