

# Annual Report

For the year ended 30 September 2023



# Contents

Financial Highlights	1	Corporate Governance Statement	47
Fund Performance	1	Audit Committee Report	52
		Statement of Directors' Responsibilities	55
<b>Strategic Update and Report</b>			
Chair's Statement	2	<b>Independent Auditor's Report</b>	
Investment Manager's Review	5	Independent Auditor's Report	
Top Ten Investments (by Value)	12	to the Members of Unicorn AIM VCT plc	56
Investment Portfolio Summary	13		
Unquoted Investments Summary	20	<b>Financial Statements</b>	
Financial and Performance Review	21	Income Statement	63
Key Performance Indicators	23	Statement of Financial Position	64
The Company and its Business Model	25	Statement of Changes in Equity	65
Investment Objective	26	Statement of Cash Flows	66
Investment Policy	26	Notes to the Financial Statements	67
Key Policies	27	<b>Information</b>	
Section 172(1) Statement	28	Shareholder Information	85
Environmental, Social and Governance ("ESG") Report	31	Glossary	87
Principal and Emerging Risks	32	Summary of VCT Regulations	88
The Regulatory Environment	34	Corporate Information	89
		Notice of the Annual General Meeting	90
<b>Governance</b>			
Board of Directors	36		
Investment Management Team	38		
Directors' Report	40		
Directors' Remuneration Report	43		

To access the Company's website [www.unicornaimvct.co.uk](http://www.unicornaimvct.co.uk) scan this QR code using the camera on your phone or smart device.



# Financial Highlights

for the year ended 30 September 2023

- Net Asset Value (“NAV”) total return for the financial year ended 30 September 2023, after adding back dividends of 6.5 pence per share paid in the year, fell by 4.3%. By comparison the FTSE AIM All-Share Total Return Index fell by 8.3%.
- Offer for Subscription raised £14.6 million (after costs).
- Final dividend of 3.5 pence per share proposed for the financial year ended 30 September 2023.
- New Offer for Subscription announced to raise up to £20 million.

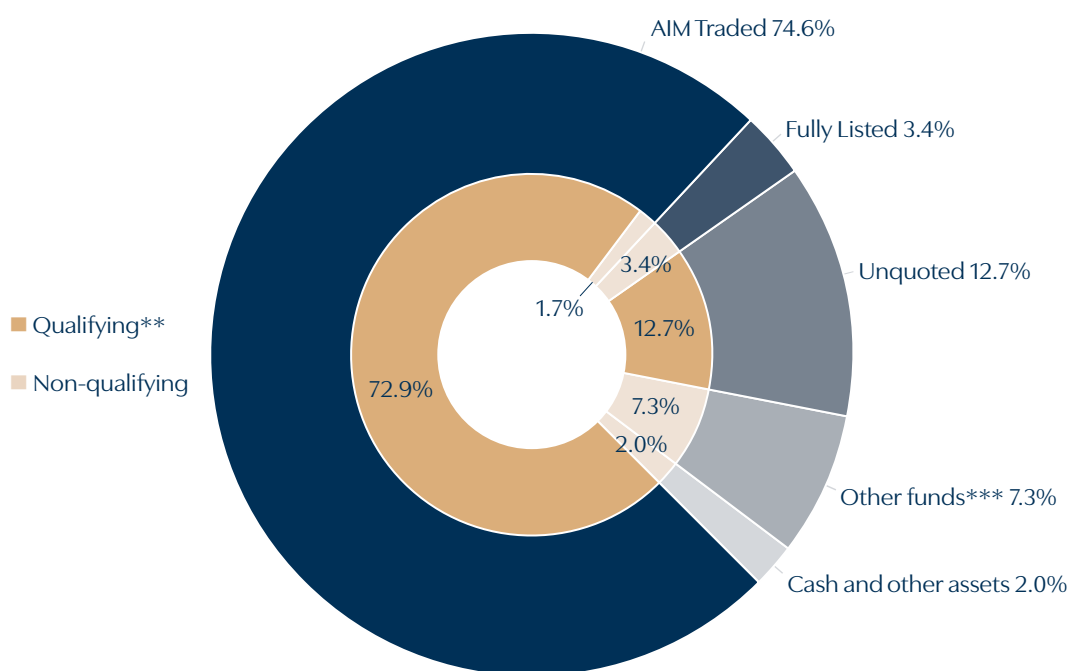
## Fund Performance

Ordinary Shares	Shareholders' Funds* (£m)	Net asset value per share (NAV) (p)	10 year cumulative dividends† paid per share (p)	Net asset value plus cumulative dividends paid per share (p)	Share price (p)
30 September 2023	211.9	122.6	105.5	228.1	103.5
31 March 2023	218.4	125.5	102.5	228.0	103.5
30 September 2022	221.1	134.8	99.0	233.8	126.5
31 March 2022	315.3	195.7	64.0	259.7	167.0

\* Shareholders' funds/net assets as shown on the Statement of Financial Position on page 64.

† The Board has recommended a final dividend of 3.5 pence per share for the year ended 30 September 2023 bringing total dividends for the year to 6.5 pence per share. If approved by Shareholders, this payment will bring total dividends paid in the last ten years from 30 September 2013 to 109.0 pence per share.

### Percentage of Assets Held as at 30 September 2023



Valuation based on fair value

\*\* The criteria required for a holding to be a qualifying holding are given on pages 87 and 88.

\*\*\* Other funds include the Unicorn Ethical Fund, the BlackRock Cash Fund and the Royal London Short-Term Money Market Fund.

The purpose of this Strategic Report is to inform Shareholders of the Company's progress on key matters and assist them in assessing the extent to which the Directors have performed their legal duty to promote the success of the Company in accordance with section 172 of the Companies Act 2006.

The Investment Manager's Review on pages 5 to 11 includes a comprehensive analysis of the development of the business during the financial year and the position of the Company's main investments at the end of the year.

## Chair's Statement

I am pleased to present the Company's Audited Annual Report for the year ended 30 September 2023.

### Introduction

The financial year ended 30 September 2023 has been another challenging period for the Alternative Investment Market ("AIM"). In developed economies interest rates were increased repeatedly throughout the period under review, as central banks attempted to control mounting inflationary pressures. These actions are finally having an impact, with the rate of inflation now softening and currently well below the peak reached in the final quarter of 2022. The challenge facing investors in equity markets lies in trying to understand how long it will take for the interest rate cycle to unwind and, should rates remain at elevated levels, what impact that might have on prospects for global economic growth. Longer dated bond yields currently indicate that markets expect rates to remain higher for longer, with investors remaining understandably cautious about the near-term economic outlook.

The current uncertain environment is challenging for smaller quoted companies; investment decisions are more likely to be delayed and valuations of higher growth companies have suffered considerable downward pressure. This dynamic is particularly relevant for the AIM where a key component of current equity valuations is driven by the discounted value of future cash flows.

### Economic & Market Review

Against a backdrop of heightened inflation and rising interest rates, economic activity in the UK has remained surprisingly resilient. The recession that many predicted is yet to materialise and it appears that prospects for modest economic growth are improving. It is encouraging that consumer spending has so far held up, although the significant overall increase in mortgage service costs has yet to be fully incorporated into discretionary spending patterns.

The period under review was a tough one for the junior end of the UK equity market. The FTSE AIM All-Share Total Return Index fell by 8.3% in the twelve months to 30 September 2023, whilst the FTSE 100 Total Return index delivered a positive total return of 14.7%. This wide divergence in performance reflects an aversion to risk that continues to prevail among both institutional and retail investors, with interest rate sensitive sectors (banks) and beneficiaries of the higher inflationary environment (commodities) performing strongly.

Following a particularly difficult prior period, the further declines on AIM have been disappointing and we have seen the FTSE AIM All-Share Total Return Index end the period over 40% below the 20 year high reached in September 2021.

### Net Assets

As at 30 September 2023, the audited net assets of the Company were £211.9 million, representing a decline of £9.2 million over the course of the financial year. There were a number of components that contributed to this fall, notably; an £8.0 million loss on the investment portfolio, £10.9 million of dividends paid and £3.8 million of share buybacks. The decline in assets was partially offset by the fully subscribed offer for subscription, which raised net proceeds of £14.6 million. After adding back all dividends paid, the total return in the period was -4.3%.

### Investment Performance Review

The Company's total return of -4.3% meaningfully outperformed the FTSE AIM All-Share Total Return Index, which delivered a total return of -8.3% over the same period.

The investment portfolio remains well diversified, with holdings ranging from early-stage companies incurring losses and consuming cash, to well-established businesses that are profitable, cash generative and dividend paying.

At the financial year end, the portfolio comprised of 81 active VCT qualifying companies. Most investee companies within the portfolio remain well capitalised, with over three quarters currently reporting healthily positive levels of net cash on their balance sheets.

The adverse macroeconomic and geopolitical environment has inevitably taken a heavy toll on smaller quoted companies in general. It is therefore encouraging to again be able to report on another year of relative outperformance, especially given a difficult start to the financial year under review. The largely specialised nature of the products and services offered by the investee companies in the portfolio has undoubtedly helped to insulate your Company from the wider losses suffered by the AIM during the period.

One other notable trend during the financial year has been an increase in M&A activity, with six completed and/or potential acquisitions having been announced in the period. Depressed valuations and a weak currency have combined to make UK quoted companies increasingly attractive to overseas buyers.

## Chair's Statement (continued)

### Portfolio Activity

Following the significant decline in the valuations of AIM quoted companies in the previous financial year, deal flow remained muted in the early months of the period under review. Encouragingly, fundraising activity picked up in the second half of the year with a growing number of interesting and potentially high growth companies choosing to list on AIM. As the Initial Public Offering (IPO) market continues to improve, it is encouraging to report that the Investment Manager has a growing number of new and attractive-looking opportunities in the pipeline.

Four new VCT qualifying investments were made during the period, at a total cost of £6.5 million. In addition, £1.1 million of VCT qualifying capital was allocated across three of the existing investee companies, to support their future growth.

A number of full and partial disposals were also made during the financial year. Total proceeds from disposals of qualifying investments amounted to £2.6 million, realising an overall capital loss of £1.2 million.

The Investment Manager also invested in two money market funds during the period. This enabled Shareholders to benefit from the higher interest rate environment, while also maintaining the strong liquidity position needed to fund new qualifying investment opportunities. The initial combined investment was £19.0 million, which had been reduced to £12.1 million by the end of the period, as capital has been deployed into qualifying investments.

A more detailed analysis of investment activity and performance can be found in the Investment Manager's Review on pages 5 to 11.

### Dividends

An interim dividend of 3.0 pence per share, for the half year ended 31 March 2023, was paid to Shareholders on 11 August 2023.

Despite the market difficulties and the resulting decline in the Company's net assets, the Board is also pleased to recommend a final dividend of 3.5 pence per share for the financial year ended 30 September 2023. This dividend, if approved by Shareholders at the Company's forthcoming AGM, will be payable on 14 February 2024 to Shareholders on the register as at 5 January 2024.

Total dividends in respect of the financial year ended 30 September 2023 are therefore expected to be 6.5 pence per share.

### Share Buybacks & Share Issues

The Board continues to believe that it is in the best interests of the Company and its Shareholders to make market purchases of its shares from time to time. During the period from 1 October 2022 to 30 September 2023, the Company bought back 3,398,754 of its own Ordinary Shares for cancellation, at an average price of 110.8 pence per share excluding costs.

Future repurchases of shares will continue to be made in accordance with guidelines established by the Board and will be subject to the Company having the appropriate authorities from Shareholders and sufficient funds available for this purpose. Share buybacks will also be subject to the Listing Rules and any applicable law at the relevant time. Shares bought back in the market are normally cancelled.

An Offer for Subscription was soft launched on 24 January 2023. The Offer was again strongly supported, having formally opened and closed, fully subscribed, on 6 February 2023. The total raised, net of all costs, was £14.6 million and resulted in the issue of 11.1 million new shares. On behalf of the Board, I would like to welcome all new Shareholders and to thank existing Shareholders for their continued support. As at 30 September 2023, there were 172,876,156 Ordinary Shares in issue.

### New Offer

On 28 November 2023, the Company announced the intention to launch an Offer for Subscription to raise up to £20 million through the issue of new ordinary shares. The prospectus, which will contain the full details and terms and conditions of the Offer, is expected to be available in January 2024.

### Board Refresh

Jeremy Hamer has served on the Board for thirteen years and has indicated his intention to stand down in 2025. He has agreed to stand for re-election at the AGM in February 2024 but intends to stand down at the 2025 AGM.

The Board will engage an outside recruitment agency to identify a suitable candidate to replace Jeremy and will announce any appointment in the normal way. Board diversity will be considered as part of the recruitment process.

### VCT Status

There were no changes to VCT legislation during the period under review.

The Government last introduced new legislation pertaining to Venture Capital Trusts in November 2017. The most important of these new rules came into effect in the 2019/2020 tax year and are designed to ensure that capital is directed at young, developing businesses, which might otherwise find it difficult to secure funding to finance their planned growth.

One of the key tests, from accounting periods commencing after 5 April 2019, is the requirement for at least 80% (previously 70%) by VCT tax value of a Venture Capital Trust's total investments to be invested in VCT qualifying companies. I am pleased to report that, excluding new capital raised in Offers for Subscription within the last three years, Unicorn AIM VCT's qualifying percentage was 91.2% of total assets as of 30 September 2023. All other HM

## Chair's Statement (continued)

Revenue & Customs tests have also been complied with during the period, and the Board has been advised by its VCT status advisor, PwC, that the Company continues to maintain its Venture Capital Trust status. It will, of course, remain a key priority of the Board to ensure that the Company retains this VCT status.

### Annual General Meeting

I would like to take this opportunity to thank all Shareholders for their continued support of the Company and to invite you to attend the Company's Annual General Meeting, which is to be held on 7 February 2024. Full details of the AGM including location, timing, and the business to be conducted, are given in the Notice of the Meeting on pages 90 and 91. Shareholders' views are important, and the Board therefore encourages all Shareholders to vote on the resolutions within the Notice of Annual General Meeting on pages 90 and 91 using the proxy form, or electronically at [www.unicornaimvct.com](http://www.unicornaimvct.com). The Board has carefully considered the business to be approved at the AGM and recommends that Shareholders vote in favour of all the resolutions being proposed.

### Outlook

The year under review saw a continuation of trends outlined in prior reports, with smaller quoted companies again out of favour as investors prioritise investment opportunities that are perceived to carry lower levels of risk. Your Company was not immune to this trend but nonetheless continues to demonstrate resilience by again delivering a total return meaningfully ahead of that delivered by the FTSE AIM All-Share Total Return Index.

The Initial Public Offering (IPO) market has been showing early signs of recovery. In recent months, the Investment Manager has developed a promising pipeline of potential new VCT qualifying investments. The manager remains highly selective in the approach to new investments, but this expanding pipeline is an encouraging sign.

The existing portfolio also continues to perform creditably, both at a financial and operational level, with an attractive combination of established, profitable, well capitalised, cash-generative companies held, alongside an interesting and potentially exciting selection of earlier stage high growth businesses. Many of these investments are aligned with highly attractive structural growth themes and continue to successfully execute their long-term strategies. The balance sheet strength of many of the Company's investment holdings provides reassurance that they will be able to weather this extended period of uncertainty and should thrive when the economic backdrop becomes more constructive.

Your Board continues to share the Investment Manager's confidence that, when market sentiment and economic conditions improve, the portfolio should deliver significant Shareholder value and go on to provide continued long term capital growth. Encouragingly, there now appears to be an emerging political realisation that action needs to be taken to improve the relative appeal of UK equities, with a particular focus on smaller companies. Any supportive legislative developments would clearly be well received. On the other hand, the persistent threat of inflation, high interest rates and recession could delay an improvement in the performance of smaller quoted companies and the Board therefore remains cautious about prospects in the near term.

**Tim Woodcock**

Chair

7 December 2023

# Investment Manager's Review

## Introduction

Global equity markets experienced diverging performance during the twelve-month period ended 30 September 2023. In the US, the S&P 500 Index and NASDAQ Composite Index delivered strong positive total returns of +21.6% and +26.1% respectively. While both of these indices remain below the all-time highs that they reached in late 2021, the strong returns recorded during the period under review are striking, particularly when considered against the backdrop of sharply rising US interest rates.

However, much of this performance can be attributed to the so-called "Magnificent Seven" stocks (Amazon, Apple, Alphabet, Meta, Microsoft, Nvidia and Tesla). These mega-cap companies account for large weightings in US equity indices and all of them, except Tesla, posted strong, double-digit returns. In particular, Nvidia was a notable beneficiary of the recent excitement surrounding Artificial Intelligence (AI) and its share price gained over 250% during the year ended 30 September 2023.

In the UK, equity market performance was led by the FTSE 100 Total Return Index, which recorded a total return of +14.7% over the twelve months ended 30 September 2023. The positive performance of the FTSE 100 Index was largely due to its large weighting in the Banking and Oil & Gas sectors, which were the two largest contributors to the Index's total return, and which were direct beneficiaries of the higher inflationary and interest rate environment during the period. Investors also sought the perceived safe haven of large, internationally diversified businesses, at the expense of smaller, higher growth companies whose present value is principally based on the successful delivery of less predictable future cash flows.

Unfortunately, a direct consequence of investor preference for large cap companies, especially those which generate a large proportion of overseas earnings, has meant that the hundreds of smaller companies listed on AIM have remained firmly out of favour and, in many cases, have experienced prolonged and significant share price declines.

Over the twelve-month period ended 30 September 2023, the FTSE AIM All-Share Total Return Index registered a total return of -8.3%, as a brief period of recovery for the AIM Index during the final calendar quarter of 2022 was more than outweighed by the three consecutive quarters of negative returns that followed.

Higher UK interest rates continue to weigh particularly heavily on early-stage growth companies, in which the majority of the Company's assets must be invested. The Bank of England's decision to raise interest rates on seven successive occasions from 2.25% in September 2022 to 5.25% by August 2023, in an attempt

to tackle persistently high inflation, was the sharpest monetary 'tightening' cycle experienced for several decades. Against this economic backdrop, it is unsurprising that the Company's portfolio of early-stage companies has continued to experience challenging market conditions.

## Net Asset Performance

As at 30 September 2023, the audited net assets of the Company amounted to £211.9 million, which equates to a decline of £9.2 million during the twelve-month period under review.

The audited Net Asset Value per Share was 122.6 pence as at 30 September 2023, which represents a capital decline (excluding dividends paid) of -9.1% on the closing NAV per share of 134.8 pence as at 30 September 2022. After adding back dividends paid during the financial year, the Net Asset Value ("NAV") Total Return of the Company was -4.3%.

The total reduction in net assets was partly due to the negative return generated by the Company's investment portfolio, but was also due to the £10.9 million in dividends that were paid to Shareholders in the period. A further £3.8 million was returned to Shareholders by way of share buybacks during the financial year.

While it is disappointing to report a loss during any financial year, the Investment Manager takes some heart from the relative outperformance of the Company's NAV total return compared to that of the FTSE AIM All-Share Total Return Index, which registered a significantly greater loss, in total return terms, of -8.3% over the same twelve-month period.

The reduction in the Company's net assets during the financial year was offset by the proceeds received from a fully subscribed Offer for Subscription which opened, and closed, on 6 February 2023, having been soft launched on 24 January 2023. It is highly encouraging that both new and existing Shareholders chose to participate in the Offer for Subscription which raised net proceeds after expenses of £14.6 million.

The Investment Manager always adopts a cautious approach to deploying new capital. Whilst the total amount of new funds raised by companies on AIM is generally much reduced in 2023 in comparison to previous years, it is pleasing to report that several VCT qualifying investments in both new and follow-on investment opportunities have been made since the proceeds were received from the Offer for Subscription. In the main, these investments have performed well over a short-term holding period and are well-positioned to deliver meaningful positive contributions to future long-term growth in net assets.

## Investment Manager's Review (continued)

### Performance Review

The financial year under review has been another challenging period for the Company.

A significant number of investee companies suffered further declines in their share price, which is particularly disappointing since it follows on from the steep falls in value that were experienced in the prior financial year. In particular, the Company's investments in early-stage, scale-up businesses, including those in Life Sciences, Technology and Pharmaceutical sectors, which typically require multiple funding rounds, were notably affected by the difficult market conditions. In addition, the inflationary environment and volatile geo-political situation have also created more difficult trading conditions for some of the larger, more mature companies in the portfolio. Unsurprisingly, the overall effect of this set of circumstances has been to negatively impact the net assets of the Company in the period under review.

As a reminder, the Investment Manager is required by VCT legislation to ensure that all new qualifying investments are directed toward early-stage, scale-up businesses. Clearly, investment in less mature businesses carries with it a higher degree of risk. The Investment Manager therefore fully expects to see a wide divergence of returns between successful investments in early-stage businesses and those which fail. Importantly however, many of the Company's longer-standing investments are in established, sustainably profitable, and cash-generative businesses. Such businesses typically operate with strong balance sheets where there is often no further requirement for equity or debt funding and are therefore less sensitive to higher interest rates.

The investment portfolio remains diversified both by number of holdings and by sector exposure. At the financial year end, the Company held investments in 81 active VCT qualifying companies and 10 non-qualifying investments. These investments are spread across 26 different sectors.

Despite the difficult market conditions, several investee companies delivered positive returns during the period under review. A review of the ten most meaningful contributors to performance from VCT qualifying investments (both positive and negative) follows:-

#### Largest Contributors

**Abcam\*** (9.4% of net assets, +£5.9 million) is a global life science company that supplies researchers with the tools needed to study proteins. Researchers in laboratories worldwide have come to rely on Abcam's products in order to facilitate their studies and experiments aimed at understanding the most

prevalent of human diseases and thereby helping to develop new and innovative treatment therapies.

Following a period of active shareholder engagement with its founder, Dr. Jonathan Milner, Abcam announced that it was undertaking a strategic review in order to maximise shareholder value. Abcam subsequently announced that it had agreed the terms of a recommended takeover offer from Danaher Corporation, which is a global science and technology company. Danaher has now entered into a definitive agreement to acquire Abcam for a price of \$24 per share, reflecting a premium of approximately 26% to the level at which the share price traded in the days before bid rumours began to circulate. In the absence of a counterbid at a meaningfully higher valuation, this transaction is expected to complete shortly.

**Hasgrove** (11.2% of net assets, +£4.7 million) is the unquoted holding company, which wholly-owns an operating subsidiary called Interact. Interact is a fast-growing global provider of corporate intranet solutions that operates a Software-as-a-Service (SaaS) business model. In its most recent annual results statement, Hasgrove reported revenue growth of 28% to £29.4 million and operating profit growth of 31% to £8.1 million when compared to its prior financial year. The performance for the current financial year remains in line with management's expectations, marked by a growing stream of highly predictable recurring revenues. As a consequence of this continued strong growth, the carrying Fair Value of the Company's investment in Hasgrove was raised to £23.6 million, representing an increase of +24.9% on the closing Fair Value of £18.9 million as at 30 September 2022.

**Aurrigo International ("Aurrigo")** (3.4% of net assets, +£3.8 million) is a leading provider of highly specialised autonomous transport solutions which are predominately for use in the aviation ground handling industry. Aurrigo's autonomous vehicles have the potential to significantly improve ground handling performance, including; more efficient baggage transportation to and from the aircraft, reducing reliance on labour and reducing the frequency and severity of accidents.

In its first year as an AIM listed company, Aurrigo International achieved a noteworthy milestone by securing a multi-year partnership agreement with Changi Airport Group in Singapore, for the continued collaborative development and testing of Aurrigo's autonomous vehicles, Auto-Dolly and Auto-DollyTug, as well as its airport simulation software platform Auto-Sim. Furthermore, Aurrigo continues to receive substantial interest from other airport groups and expects to see an accelerated level of interest in its innovative aviation solutions for future deployments within Europe and North America.

\* under offer.



## Investment Manager's Review (continued)

**Oxford Biodynamics ("OBD")** (2.8% of net assets, +£3.1 million) is a biotechnology company which is developing precision medicine tests based on the EpiSwitch™ 3D genomics platform. OBD has developed biomarkers using its technology for applications in drug discovery, diagnostics, and personalised medicine, with a focus on various diseases, including cancer and neurodegenerative disorders.

Towards the end of the financial year, OBD announced the successful validation of its EpiSwitch Prostate Screening blood test (PSE) in its US clinical laboratory, which is now available to men at risk of prostate cancer in the US and UK. Given the recognised limitations of the current widely used prostate-specific antigen (PSA) test, with over 25 million such tests taking place per year, this provides OBD with a significant market opportunity.

**Tristel** (3.4% of net assets, +£2.1 million) is a specialised company at the forefront of infection prevention and control within healthcare. Tristel's product range includes high-level disinfectants essential for the effective sanitisation of medical instruments and devices, which thereby reduces the risk of healthcare-associated infections in hospitals and clinics.

In June 2023, Tristel announced that the U.S. Food and Drug Administration (FDA) had approved the immediate sale of Tristel ULT, classifying it as a high-level disinfectant for use on ultrasound probes. In addition, Tristel DUO, which is an intermediate level disinfectant for cleaning surfaces, is now also authorised for sale in all US states. A large number of ultrasound scans are performed in the US each year. An estimated 215 million are performed annually and about 20% of these scans require high-level disinfection, which can now be addressed more efficiently and effectively through the use of Tristel ULT. The approval of these two products gives Tristel a unique advantage in the market, offering comprehensive solutions for all levels of disinfection associated with use of ultrasound equipment.

**Instem\*** (2.2% of net assets, +£1.4 million) is a leading provider of IT solutions to the global life sciences market. Instem's software and services help life sciences organisations efficiently access, capture, analyse, report, and submit high-quality regulatory data. Instem also helps life sciences companies bring new drugs and therapies to market faster and more efficiently.

In August 2023, Instem announced that its Board had agreed the terms of a recommended takeover offer from Archimed, which is a French healthcare-focused private equity firm. The offer values Instem at approximately £203 million and represents a 41% premium to the company's closing price on the day prior to the announcement. Instem subsequently received additional approaches from other parties, but no competing offers were

made. Instem's Board therefore continue to believe that the offer from Archimed represents attractive value for shareholders.

**The City Pub Group** (1.1% of net assets, +£0.9 million) is a UK-based pub company that owns and manages a portfolio of over fifty pubs located in the southern regions of England and Wales.

Over the past couple of years, City Pub Group has faced numerous operational challenges, largely due to the sudden re-emergence of inflationary pressures, particularly in energy, food and labour costs. In addition, the poor summer weather in the UK and numerous train strikes, have also had a negative impact on key trading periods. Despite all these problems, the business has displayed remarkable resilience.

Overall, trading results for the first half of City Pub Group's financial year were strong, with revenues increasing by 21% to £31.7 million, while profitability was maintained despite the many and varied inflationary pressures. The Group also expanded its pub portfolio in the period under review by announcing that it acquired a majority stake in Mosaic Pubs which owns nine pubs across London and Birmingham. City Pub Group continues to operate with one of the lowest levels of debt in the hospitality sector, which enables management to take advantage of increasingly attractive opportunities to pursue further bolt-on acquisitions.

**AB Dynamics** (2.0% of net assets, +£0.8 million) specialises in providing testing and measurement solutions for the automotive industry. Its offerings encompass vehicle dynamics testing, autonomous and Advanced Driver Assistance Systems (ADAS) testing, track testing, and driving simulation. These solutions are essential for assessing vehicle performance, safety, and autonomous driving technologies. Despite the obvious challenges, the company has continued to thrive, achieving record results, which included strong growth in revenues and profitability. AB Dynamics continues to enhance its strategic position through selective investment in new products and services and remains well-placed to take advantage of the growing opportunities in core markets.

**Destiny Pharma** (1.0% of net assets, +£0.7 million) is a biotechnology firm focused on creating innovative anti-infection solutions. Destiny Pharma's interim results for the first half of 2023 focused on the company's strong robust financial position, with net cash balances of £9.8 million at period end. A further highlight in the period was the announcement of successful Phase 2b trials of XF-73 Nasal, a specially formulated nasal spray designed to combat post-operative infections caused by staphylococcal bacteria. Destiny Pharma also agreed a deal with Sebela Pharmaceuticals in North America covering its other lead product, which has a potential lifetime value of up to \$570 million, plus royalty payments.

\* under offer.

## Investment Manager's Review (continued)

**Avacta** (2.5% of net assets, +£0.6 million) is a clinical-stage biotechnology company developing novel cancer therapies and powerful diagnostics based on its proprietary Affimer® and pre|CISION™ platforms. In its recently published interim results, Avacta's management focused on the progress made in the Therapeutics Division, where the company's AVA6000 Phase 1 study continues to display a strong safety profile, while delivering highly promising indications of therapeutic effectiveness. In the Diagnostics Division, management highlighted numerous growth opportunities, including; geographic expansion, cross-selling opportunities and a rapid expansion to the division's range of products.

### Largest Detractors

**MaxCyte** (2.9% of net assets, -£7.7 million) is a leading cell-engineering company, which provides a technology platform to enable the precision engineering of cells for a wide range of therapeutic applications. Leading drug developers and academic institutions are using the company's technology to develop new cell therapies for the treatment of cancer, central nervous system disorders, and rare genetic diseases. The period under review has been challenging for most early-stage life biotechnology companies and MaxCyte was no exception. The onset of an extremely difficult funding environment in the sector has forced MaxCyte's customers to focus on getting later-stage pharmaceutical drugs to market in order to accelerate revenue generation. The impact of this switch in priorities has therefore lengthened the timelines for the research and development of early-stage clinical development projects, of the type with which MaxCyte is most typically involved. Despite these short-term challenges, management remain optimistic about MaxCyte's long-term prospects as innovative cell therapies gain traction.

**Anpario** (2.3% of net assets, -£2.8 million) is a manufacturer and distributor of natural feed additives for animal health, nutrition, and biosecurity. Anpario's products are used by livestock producers in over 80 countries around the world. The past twelve months has been a challenging period for the global agricultural industry and this has had a profound impact on Anpario's revenues. In its most recent financial half year sales of £15.3 million were down 7% when compared to the prior first half financial period. Demand for natural feed additives declined as farmers struggled to cope with mounting costs of production. In addition, an outbreak of swine fever decimated pig herds in China, thereby badly affecting Anpario's sales in the region. Despite these obstacles, the Group continues to maintain a strong balance sheet, including a healthy cash balance of over £7 million and no

debt. In due course, Anpario's management team fully expects to report an improvement in profitability driven by a reduction in the cost of raw materials and a recovery in sales volumes.

**Access Intelligence** (1.8% of net assets, -£2.5 million) operates a Software as a Service (SaaS) business model focused on providing management teams with the tools necessary to enable them to control and manage the reputations of the businesses which they lead. An extended sales cycle, an increasingly uncertain outlook for US corporates and the execution risk associated with a recent acquisition of Isentia, have all weighed heavily on investor sentiment and the company's share price has suffered as a result. However, the management team is now starting to see a recovery in contract wins in Asia and a general improvement in demand, which are encouraging indicators for future growth.

**Surface Transforms** (2.3% of net assets, -£2.1 million) is a manufacturer of carbon fibre ceramic brake discs for the automotive industry. Despite announcing new contracts of substantial value, the share price declined during the period, which reflects investor concerns surrounding production issues announced in early 2023. In response, the company's management team was strengthened and production volumes are now steadily improving. A new furnace has also been installed in order to generate the capacity required to satisfy the significantly larger order book. As at the period end the value of existing contracts had risen to £290 million, while the prospective pipeline now stands at circa £420 million.

**Saietta Group** (0.5% of net assets, -£2.0 million) is a global engineering business specialising in the design, development, and supply of powertrains for electric vehicles, including; scooters, buses, and marine applications. Despite making significant progress toward becoming a key provider of electric drivetrain solutions, Saietta's share price came under severe pressure as a result of a series of operational miss-steps, which included a poorly executed move into the US heavy-duty vehicle market. However, a new Chief Executive Officer has now been recruited and the business is re-focusing on maximising the commercial opportunity in its key lightweight electric vehicle market. Encouragingly, Saietta has also recently received a purchase order from a global Original Equipment Manufacturer (OEM) that is one of the largest manufacturers of light commercial vehicles in India.

**Keywords Studios** (1.8% of net assets, -£1.9 million) is a leading provider of technical and creative services to the global video games industry. Keywords offers a wide range of services,

## Investment Manager's Review (continued)

including art and animation, audio, game development, localisation, quality assurance, and testing. The period under review was difficult in terms of share price performance, as industry consolidation, strikes in the US entertainment industry, a slowdown in sales of video games and project delays by some key customers began to negatively affect investor sentiment. However, Keywords Studios has a strong track record of delivering growth and has the potential to leverage its healthy balance sheet and established industry connections to exploit emerging opportunities to develop new revenue streams, particularly through the use of innovative technologies like Artificial Intelligence.

**Tracsis** (6.2% of net assets, -£1.8 million) is a leading provider of software, hardware, data analytics and services for the rail, traffic data, and wider transport industries. Products and services provided by Tracsis help their customers improve the efficiency and safety of their operations, reduce costs, make better decisions, and improve customer service. In a recent trading update, the company's management team confirmed that trading performance for the current financial year remains in line with expectations, despite some delays to customer orders, which are likely to result in a higher proportion of full year revenues being generated in the second half. From an operational perspective, Tracsis continues to perform strongly and is well-positioned to benefit from the digital transformation of the rail industry, both in the UK and North American markets.

**Engage XR** (0.3% of net assets, -£1.7 million) is a professional metaverse platform that provides a virtual workspace where users can meet, collaborate, and learn in a more immersive and engaging way than traditional online conferencing tools. Engage XR experienced a significant fall in its share price during the period as investors faced up to the reality of a sharp decline in technology spending worldwide.

**Directa Plus** (1.3% of net assets, -£1.6 million) is a leading supplier of graphene, an innovative material with a wide range of applications across a variety of industries, including; consumer, energy, automotive, and aerospace. Directa Plus continues to develop the impressive technology that has enabled the company to become a world leader in graphene production, but, like many other industrial firms, the business is experiencing delays to expected contract awards due to supply chain issues and general macro and geopolitical uncertainty. However, Directa Plus is finally beginning to see increased adoption of graphene technology and, as the market grows, the company remains in prime position to capitalise on these opportunities.

**Angle** (0.2% of net assets, -£1.4 million) is a medical technology company that develops and manufactures products and technologies for the early detection of cancer. Angle's flagship product is an FDA authorised system called Parsortix, which is a blood-based liquid biopsy platform that can capture and analyse circulating tumour cells from blood samples.

Early in its financial year, the management of Angle released a trading update, which focused on the problems being faced by the life sciences sector as a whole. An ongoing, industry-wide squeeze on the availability of the capital required to fund research projects, has negatively impacted Angle in a variety of ways. As a result, Angle's management team have acted swiftly to control costs and preserve cash. As at 30 June 2023, Angle remained well funded with a net cash balance of £22.2 million.

### Non-Qualifying Investments

The non-qualifying investments made by the Investment Manager are typically in larger, more liquid quoted companies that are listed on the FTSE 350 Index. Non-qualifying investments are normally held in the portfolio in lieu of cash, in order to generate additional dividend income for future distribution to Shareholders, while awaiting suitable VCT qualifying investment opportunities. In the main, these investments performed satisfactorily during the period under review.

During the twelve-month period ended 30 September 2023, the Company also took advantage of the attractive yields available on short-term money market funds to generate additional income for the Company. While short-term bond yields remain high, the Investment Manager expects this to remain an attractive means of generating additional, low-risk income, while awaiting suitable VCT qualifying opportunities.

### Offer for Subscription

The fully subscribed Offer for Subscription that closed in February 2023, was a very pleasing outcome and a humbling endorsement, in particularly challenging times, of the Investment Manager's proven and successful long-term approach. The new funds raised will enable the Investment Manager to continue the established and successful strategy of selectively growing the existing portfolio of investments by continuing to provide much needed capital to emerging 'scale-up' businesses. The deployment of capital into new investment opportunities will continue to be rigorously controlled, especially in view of the difficult investment landscape.

## Investment Manager's Review (continued)

### Investment Activity

In terms of investment activity, the number of companies raising money on AIM was much reduced in 2023 due to the difficult market conditions. This was particularly evident in the first six months of the Company's financial year in which the market for Initial Public Offerings (IPOs) on AIM was quiet.

Although the pipeline of VCT qualifying investment opportunities improved in the final quarter of the financial year, only four new investments in VCT qualifying companies were made during the twelve-month period under review. Three of these investments were in AIM IPOs, while Oxford Biodynamics was already listed on AIM, but was a new investment for the Company. In total, £6.5 million was invested in new VCT qualifying companies.

In addition, three follow-on investments were completed in companies already held in the portfolio, in order to support their future growth plans. In total, £1.1 million was invested in these follow-on opportunities.

As highlighted in the table below, the VCT qualifying investments made during the financial year have delivered mixed returns thus far. The standout performer has been the investment made in Oxford Biodynamics which has generated very strong short term gains, which have more than offset the small, initial and unrealised capital losses recorded by the other new investments.

	Trade Date	VCT Q/N	Cost £	Value at 30 September 2023 £	Profit/(loss) £	Return %
<b>NEW INVESTEE COMPANIES</b>						
Oxford Biodynamics	28 October 2022	Q	2,000,000	3,480,000	1,480,000	74.0
Tan Delta	7 August 2023	Q	503,620	464,880	(38,740)	(7.7)
Tribe Technology	5 September 2023	Q	2,000,000	1,900,000	(100,000)	(5.0)
Oberon Investments	21 September 2023	Q	2,000,000	1,666,667	(333,333)	(16.7)
<b>Total</b>			<b>6,503,620</b>	<b>7,511,547</b>	<b>1,007,927</b>	<b>15.5</b>
<b>FOLLOW ON INVESTMENTS</b>						
SulNOx	06 January 2023	Q	100,000	173,913	73,913	73.9
Fusion Antibodies	08 June 2023	Q	250,000	275,000	25,000	10.0
Oxford Biodynamics	18 August 2023	Q	750,000	2,372,727	1,622,727	216.4
<b>Total</b>			<b>1,100,000</b>	<b>2,821,640</b>	<b>1,721,640</b>	<b>156.5</b>

Although the performance of the new investments has been variable, the returns generated by these new investments as a whole have significantly outperformed the returns generated by the FTSE AIM All-Share Index over this short-term, initial holding period. The Investment Manager believes that each of these companies has the potential to generate significant long-term capital growth.

As a reminder, the Investment Manager is required, by virtue of the strict investment rules surrounding Venture Capital Trusts, to invest in businesses that are typically at an early stage in their development. These rules, which the Investment Manager fully supports, do however increase the risk of incurring capital losses, especially given that progress toward sustainable and growing profitability is rarely straightforward. In testing macro-economic conditions, such as those currently being experienced,

it is therefore unsurprising that some of the investments made in recent years, have struggled to perform in share price terms.

The Investment Manager will continue to adopt a prudent approach to committing capital to new investment opportunities during the current financial year.

### Realisations

In aggregate, £2.6 million was raised from the full and partial disposal of VCT qualifying investments during the period. A further £7.0 million was redeemed from non-qualifying investments and from Short-Term Money Market Funds during the financial year.

As a reminder, the normal purpose of disposals is threefold; to ensure stock specific risk is contained, to lock in capital profits for future distribution to Shareholders via dividend payments, and to help manage liquidity requirements.

## Investment Manager's Review (continued)

During the period, corporate activity resulted in two realisations. In July 2023, ECSC Group was acquired by Daisy Group Holdings, resulting in net proceeds of £0.8 million and realised a loss on investment of £1.6 million. In August, the Company's shares in Bonhill Group were tendered, resulting in net proceeds of £0.1 million and crystallising a capital loss of £1.2 million. Both of these investments were ultimately very disappointing but, in each case, the Unicorn investment team worked hard to secure an outcome that mitigated losses, thereby recovering as much value as possible for Shareholders.

Partial disposals of three VCT qualifying investments were made throughout the year which in aggregate generated total proceeds of £1.7 million and realised an aggregate capital gain of £1.6 million.

The total value of all disposals made during the period therefore amounted to £9.6 million. Including partial disposals, the total realised capital loss from the sale of investments amounted to £1.2 million.

### Outlook

The financial year began in challenging fashion and, as a consequence, the total return delivered in the first half was disappointing. Although the current period began in cautiously optimistic fashion, market conditions remained volatile and confidence was further undermined by financial events around the world. These included a serious property crisis in China, the collapse of Silicon Valley Bank in America and the forced financial rescue of Credit Suisse in Europe.

Economic headwinds remain substantial with elevated levels of inflation and rising interest rates hampering business investment and squeezing consumer discretionary spending. While the increases to Bank of England base rates have been well-documented, what is arguably more relevant to stability in equity markets is the level of the long-term government bond yields. In this regard, the Ten-Year Gilt yield has risen from circa 3.5% at the start of year to almost 5% at the time of writing this review. This has clearly had a negative impact on the valuations applied to growth stocks, which are often based on the present value of their expected future cash flows.

In addition, the re-emergence of a worrying and significant conflict between Israel and Palestine since October has further heightened the already volatile geo-political situation. Consequently, investor sentiment towards faster growing, higher risk companies remains fragile and the near-term economic outlook is also unpredictable. The current financial year has therefore begun in much the same fashion as the prior financial year ended.

Despite this backdrop, there are some early signs which indicate that a recovery in value for the UK equity market in general, and for the Alternative Investment Market in particular, may not be too far away. Inflation appears to be on a downward trend, and this has resulted in an expectation that interest rates will now be cut earlier than previously expected. Company management teams are reporting that supply chain bottlenecks are easing and input costs such as energy and materials are stabilising or, in some cases, declining. Should some or all of these catalysts materialise, then, in the opinion of the Investment Manager, it is likely that there will be a significant recovery in the overall value of the Company's portfolio.

In the meantime, the portfolio of investee companies broadly remains in good health, with the majority of investee companies continuing to trade well. Importantly, most of these businesses remain well-funded and are operating with balance sheets that are sufficiently robust to enable them to successfully navigate an extended period of economic and equity market uncertainty.

The appetite for Initial Public Offerings on AIM is slowly improving and, in recent months, the Investment Manager has seen a welcome increase in the number and quality of VCT qualifying investment opportunities.

Unicorn's approach to raising new capital for investments through Offers for Subscription has always been prudent and will remain so. As a result, the Investment Manager is able to adopt a selective approach to making new VCT qualifying investments, while also focusing on nurturing the established and diverse portfolio of existing investee companies in order that they have the best opportunity to generate healthy returns for Shareholders over the longer term.

Finally, the Investment Manager is encouraged by the initial proposals set out in the Chancellor's Mansion House speech in July, which aim to improve growth across the economy by directing significantly greater levels of capital towards early-stage UK companies. Future legislation to support this proposal has the potential to enhance the appeal of investing in early-stage growth companies, including those listed on AIM.

### Chris Hutchinson

Unicorn Asset Management Limited

7 December 2023

## Top Ten Investments (by Value)

at 30 September 2023 with prior year comparative values

	30 September 2023			30 September 2022		
	Book cost £'000	Valuation £'000	% of net assets by value	Book cost £'000	Valuation £'000	% of net assets by value
Hasgrove (unlisted)	1,303	23,607	11.2	1,303	18,907	8.6
Abcam	1,072	20,006	9.4	1,161	15,723	7.1
Tracsis	1,500	13,200	6.2	1,500	15,015	6.8
Avingtrans*	1,864	7,979	3.8	1,864	8,174	3.7
Tristel	878	7,195	3.4	878	5,069	2.3
Aurrigo International	2,980	7,139	3.4	3,000	3,312	1.5
MaxCyte	2,926	6,214	2.9	2,926	13,919	6.3
Royal London Short-Term Money Market Fund Y Income (OEIC)**	6,002	6,047	2.9	–	–	–
BlackRock Cash Fund Class D (Unit Trust)**	6,011	6,023	2.8	–	–	–
Cohort	1,278	5,904	2.8	1,278	5,520	2.5
<b>Total</b>	<b>25,814</b>	<b>103,314</b>	<b>48.8</b>	<b>13,910</b>	<b>85,639</b>	<b>38.8</b>

\* The holding consists of both qualifying and non-qualifying shares as shown on pages 13 and 19.

\*\* Non-qualifying.

## Investment Portfolio Summary

	Year invested	Book cost £'000	Value £'000	Market sector	% of net assets by value	% of equity held	% of equity managed by UAMI*
<b>QUALIFYING AIM QUOTED INVESTMENTS</b>							
<b>Abcam</b> Producer and distributor of high quality protein research tools	2005	1,072	20,006	Pharmaceuticals & biotechnology	9.4	0.5	0.5
<b>Tracsis</b> Developer and supplier of resource optimisation and data capture technologies to the transport industry	2007	1,500	13,200	Software & computer services	6.2	5.5	6.1
<b>Tristel</b> Manufacturer of contamination and infection control products	2009	878	7,195	Healthcare providers	3.4	3.5	4.1
<b>Aurigo International</b> An international provider of transport technology solutions	2022	2,980	7,139	Technology hardware & equipment	3.4	14.9	14.9
<b>Avingtrans</b> Provision of precision engineering services	2004	996	6,806	Industrial engineering	3.2	5.9	5.9
<b>MaxCyte</b> Developer of cell -engineering platforms based on Flow Electroporation technology	2016	2,926	6,214	Pharmaceuticals & biotechnology	2.9	2.4	2.4
<b>Cohort</b> Provision of a wide range of technical services to clients in the defence and security sectors	2006	1,278	5,904	Aerospace & defence	2.8	2.9	3.3
<b>Oxford Biodynamics</b> A global biotech company advancing personalised healthcare by developing & commercialising precision medicine tests for life-changing diseases.	2022	2,750	5,853	Pharmaceuticals & biotechnology	2.8	8.3	8.3
<b>Mattioli Woods</b> Consultants in the provision of pension and wealth management services	2005	1,626	5,503	Investment banking & brokerage services	2.6	1.9	2.4
<b>Avacta Group</b> Developer of protein based reagents for research and diagnostics	2018	932	5,203	Pharmaceuticals & biotechnology	2.5	1.5	1.5
<b>Anpario</b> Manufacturer of natural feed additives for global agricultural markets	2006	1,422	4,849	Pharmaceuticals & biotechnology	2.3	9.3	9.3
<b>Surface Transforms</b> Developer and producer of carbon-ceramic brakes	2016	3,164	4,808	Automobiles & parts	2.3	7.4	7.4
<b>Instem</b> Data management software for the life sciences sector	2011	985	4,644	Software & computer services	2.2	2.5	2.5
<b>AB Dynamics</b> Designer, manufacturer and supplier to the global automotive industry of advanced testing and measurement products for vehicle suspension, brakes and steering	2016	792	4,275	Industrial engineering	2.0	1.1	1.1
<b>Idox</b> Information and knowledge management software	2007	1,242	4,074	Software & computer services	1.9	1.4	1.4
<b>Keywords Studios</b> Provider of technical service to the global video game industry	2013	303	3,818	Leisure goods	1.8	0.3	0.3

## Investment Portfolio Summary (continued)

	Year invested	Book cost £'000	Value £'000	Market sector	% of net assets by value	% of equity held	% of equity managed by UAMI*
<b>Access Intelligence</b> Compliance software solutions for the public and private sectors	2004	3,159	3,782	Software & computer services	1.8	5.1	5.1
<b>Belvoir Group</b> Residential property lettings and sales	2015	1,883	3,462	Real estate investment & services	1.6	5.4	5.4
<b>Animalcare Group</b> Specialist veterinary pharmaceuticals and animal health products	2007	2,401	2,900	Pharmaceuticals & biotechnology	1.4	2.8	2.8
<b>Directa Plus</b> Producer and supplier of graphene-based products for use in consumer and industrial products	2016	4,610	2,761	Chemicals	1.3	8.9	8.9
<b>Futura Medical</b> Experts in topical formulations and transdermal delivery and have developed an advanced proprietary transdermal technology	2021	2,300	2,404	Pharmaceuticals & biotechnology	1.1	1.9	1.9
<b>Arecor Therapeutics</b> A globally focused biopharmaceutical company transforming patient care by bringing innovative medicines to market through the enhancement of existing therapeutic products	2021	2,778	2,278	Pharmaceuticals & biotechnology	1.1	3.9	3.9
<b>Destiny Pharma</b> A clinical phase biotechnology company dedicated to the development of novel anti-infectives with a focus on infection prevention.	2020	2,500	2,038	Pharmaceuticals & biotechnology	1.0	4.3	4.3
<b>Tribe Technology</b> A disruptive developer and manufacturer of autonomous mining equipment	2023	2,000	1,900	Industrial engineering	0.9	9.0	9.0
<b>Feedback</b> A specialist technology company providing innovative software and systems to benefit those working in the field of medical imaging	2020	4,000	1,821	Medical equipment & services	0.9	18.2	18.2
<b>City Pub Group</b> Owner and occupier of pubs located in cities and major towns in the South including London	2013	2,250	1,787	Travel & leisure	0.8	2.8	3.6
<b>Oberon Investments Group**</b> A boutique financial institution providing a personalised wealth management service for retail and professional clients and corporate broking services for small and mid-cap companies.	2023	2,000	1,667	Financial services	0.8	9.1	9.1
<b>Smoove</b> Software and services for the property, legal and financial services markets	2014	1,500	1,575	Software & computer services	0.7	6.6	6.6
<b>LungLife AI</b> A diagnostic company focused on the early detection of lung cancer from a simple blood draw enhanced by artificial intelligence	2021	3,080	1,313	Pharmaceuticals & biotechnology	0.6	6.9	6.9
<b>SulNOx Group**</b> The development and marketing of fuel emulsifiers and conditioners.	2021	1,800	1,307	Chemicals	0.6	6.0	6.0

\*\* Listed on Acquis Exchange



## Investment Portfolio Summary (continued)

	Year invested	Book cost £'000	Value £'000	Market sector	% of net assets by value	% of equity held	% of equity managed by UAMI*
<b>PCI-PAL</b> A leading world-wide provider of payment card industry compliance solutions for contact centres	2018	900	1,120	Software & computer services	0.5	3.1	3.1
<b>Saietta Group</b> An engineering company specialising in propulsion motors for a broad range of electric vehicles	2021	3,151	971	Automobiles & parts	0.5	2.6	2.6
<b>Ilika</b> A pioneer in solid state battery technology, enabling solutions for applications such as Industrial IoT, MedTech and EV	2020	1,528	970	Electronic & electrical equipment	0.5	2.0	2.0
<b>Let's Explore Group (formerly Immotion Group)</b> Provider of 'out of home' virtual reality experiences	2018	2,250	728	Electronic & electrical equipment	0.3	15.3	15.3
<b>Verici DX</b> Developer of tests to understand how a patient will and is responding to organ transplant	2020	2,125	693	Pharmaceuticals & biotechnology	0.3	5.4	5.4
<b>Renalytix AI</b> A developer of artificial intelligence enabled diagnostic solutions	2018	1,425	683	Healthcare providers	0.3	1.2	1.2
<b>Engage XR</b> A virtual/augmented reality software firm dedicated to changing how educational content and corporate training are provided and consumed globally	2018	2,084	531	Software & computer services	0.3	3.6	3.6
<b>Nexteq (formerly Quixant)</b> Designer and manufacturer of advanced hardware and software solutions for the pay-to-play gaming and slot machine industry	2016	648	480	Technology hardware & equipment	0.2	0.6	0.6
<b>Trellus Health</b> Provider of quality and expert-driven personalised care for people with chronic conditions	2021	2,500	469	Healthcare providers	0.2	3.9	3.9
<b>Vianet</b> Provision of real-time monitoring systems and data management services	2006	725	469	Software & computer services	0.2	2.1	2.1
<b>Tan Delta Systems</b> Provider of real-time oil condition analysis that optimises maintenance and reduces operating costs.	2023	504	465	Electronic & electrical equipment	0.2	2.7	2.7
<b>Totally</b> Delivery of care solutions to individuals, business or public bodies	2015	3,106	403	Healthcare providers	0.2	2.9	2.9
<b>Angle</b> Developer of products for use in rare cell diagnostics that enable early, accurate identification of an individual's condition for the prevention, treatment, and monitoring of disease	2018	1,385	402	Pharmaceuticals & biotechnology	0.2	1.1	1.1
<b>XP Factory</b> Global provider of live 'escape the room' experiences	2017	2,000	361	Travel & leisure	0.2	1.3	1.3

## Investment Portfolio Summary (continued)

	Year invested	Book cost £'000	Value £'000	Market sector	% of net assets by value	% of equity held	% of equity managed by UAMI*
<b>Concurrent Technologies</b> Designer and manufacturer of high performance processor based solutions for use in critical embedded applications	2016	275	360	Technology hardware & equipment	0.2	0.6	0.6
<b>Fusion Antibodies</b> A contract research organisation that offers a range of antibody engineering services for all stages of therapeutic and diagnostic antibody development	2017	1,410	352	Healthcare providers	0.2	10.8	10.8
<b>Hardide</b> Advanced tungsten carbide based metal coatings for internal and external surfaces	2014	2,054	350	Chemicals	0.2	5.4	5.4
<b>Kingswood Holdings</b> Private wealth management	2015	1,758	330	Investment banking & brokerage services	0.2	1.0	1.0
<b>Netcall</b> Creates, maintains and supports a full range of communication software tailored to both the public and private sectors	2016	192	323	Software & computer services	0.2	0.2	0.2
<b>Gelion</b> Developer of the next generation of safe stationary storage technology to maximise solar and wind energy	2022	1,900	315	Electronic & electrical equipment	0.2	1.2	1.2
<b>Polarean Imaging</b> Manufacturer and service provider for noble gas polariser devices and ancillary instruments with special focus on pulmonary imaging	2021	1,907	308	Medical equipment & services	0.2	1.5	1.5
<b>Touchstar Technologies</b> Development and supply of rugged, hand-held data capture devices to the logistics sector	2005	338	268	Technology hardware & equipment	0.1	3.5	3.5
<b>Surgical Innovations Group</b> Designer and manufacturer of minimally invasive surgical instruments	2007	436	259	Medical equipment & services	0.1	2.8	2.8
<b>Driver Group</b> Provision of specialist commercial, project planning and dispute resolution services to the construction industry	2006	552	257	Industrial support services	0.1	3.1	3.1
<b>Creo Medical</b> A medical device company focused on the emerging field of surgical endoscopy, a recent development in minimally invasive surgery.	2018	1,000	248	Medical equipment & services	0.1	0.2	0.2
<b>Gama Aviation</b> Operator of privately owned passenger jet aircraft	2010	760	233	Industrial transportation	0.1	1.2	1.2
<b>PHSC</b> Health & Safety consultancy and training	2007	253	212	Industrial support services	0.1	11.3	11.3
<b>Abingdon Health</b> Developer and manufacturer of high-quality rapid lateral flow tests across all industry sectors, including healthcare and COVID-19	2020	1,851	202	Medical equipment & services	0.1	1.6	1.6
<b>Oncimmune Holdings</b> A immunodiagnosics developer, primarily focused on the growing fields of immuno-oncology, autoimmune disease and infectious diseases	2021	2,088	175	Pharmaceuticals & biotechnology	0.1	1.6	1.6

## Investment Portfolio Summary (continued)

	Year invested	Book cost £'000	Value £'000	Market sector	% of net assets by value	% of equity held	% of equity managed by UAMI*
<b>Pressure Technologies</b> Manufacturer of high pressure cylinders	2007	1,140	164	General industrials	0.1	1.5	1.5
<b>Genedrive</b> Developing and commercialising a low cost, rapid, versatile point-of-need diagnostics platform for the diagnosis of infectious diseases	2016	706	115	Pharmaceuticals & biotechnology	0.1	1.1	1.1
<b>Synectics</b> Designer of end-to-end integrated security and surveillance solutions	2016	110	105	Industrial support services	0.1	0.6	0.6
<b>Merit Group</b> Media group focused on political communication, training and publishing	2003	1,176	104	Media	–	0.9	0.9
<b>Brighton Pier Group</b> Owner and operator of Brighton Pier and of premium bars across the UK	2013	426	104	Travel & leisure	–	0.7	0.7
<b>Verditek</b> Development and production of lightweight, flexible solar panels	2020	1,500	84	Alternative energy	–	3.4	3.4
<b>Cambridge Nutritional Sciences (formerly Omega Diagnostics)</b> Medical diagnostics company focused on allergy, food intolerance and infectious disease	2010	444	70	Medical equipment & services	–	1.6	1.6
<b>Falanx Group</b> Provider of proactive cyber defence, intelligence and technology	2018	1,500	70	Industrial support services	–	6.3	6.3
<b>Dillistone Group</b> Provider of software services to the executive recruitment industry	2006	356	67	Software & computer services	–	8.1	8.1
<b>Grafenia</b> Franchised high street print shops	2004	231	65	Consumer services	–	0.2	0.2
<b>Getech Group</b> A leading petroleum and minerals consultancy	2016	188	41	Oil, gas & coal	–	0.8	0.8
<b>Microsaic Systems</b> A high technology company which develops point-of-need mass spectrometers, focused on early drug development and life science markets	2018	2,175	38	Electronic & electrical equipment	–	11.8	11.8
<b>Osirium Technologies</b> A UK based cyber-security software provider that protects critical IT assets, infrastructures and devices	2016	2,000	29	Software & computer services	–	1.1	1.1
<b>Zoo Digital</b> Provider of software services to the media, entertainment and publishing industries	2016	3	12	Software & computer services	–	–	–
<b>RUA Life Sciences</b> Intellectual property holding company of biomedical polymer technology, components and medical devices	2016	8	5	Pharmaceuticals & biotechnology	–	0.2	0.2
<b>Distil</b> Owner and supplier of gin, vodka and liqueur brands	2016	5	2	Beverages	–	0.1	0.1

## Investment Portfolio Summary (continued)

	Year invested	Book cost £'000	Value £'000	Market sector	% of net assets by value	% of equity held	% of equity managed by UAMI*
<b>Cizzle Biotechnology Holdings</b> Designer and manufacturer of intelligent LED lighting solutions for commercial and architectural markets	2014	747	1	Pharmaceuticals & biotechnology	–	–	–
<b>Bonhill Group ***</b> Media and events company focused on the financial and technology sectors	2007	1,812	–	Finance & credit services	–	2.8	3.2
<b>British Honey Company (The)</b> A UK based producer of spirits, honey and jams	2020	3,101	–	Beverages	–	16.6	16.6
<b>Trackwise Designs</b> Manufacturer, to customer specification, of specialist products using printed circuit technology	2018	1,750	–	Technology hardware & equipment	–	0.3	4.4
		<u>121,590</u>	<u>154,499</u>		<u>72.9</u>		
<b>QUALIFYING UNQUOTED INVESTMENTS</b>							
<b>Hasgrove</b> Digital marketing and communication services	2006	1,303	23,607	Media	11.2	24.5	24.5
<b>nkoda Limited</b> Online provider of sheet music by subscription	2018	2,497	1,284	Software & computer services	0.6	10.6	10.6
<b>Heartstone Inns</b> A group of individual Free Houses each with a distinct character in locations across Southern England	2014	1,112	766	Travel & leisure	0.4	7.5	7.5
<b>Osirium Technologies – Loan stock</b> A UK based cyber-security software provider that protects critical IT assets, infrastructures and devices	2020	500	500	Software & computer services	0.2	N/A	N/A
<b>Phynova</b> A life science company that develops and commercialises natural healthcare products	2018	1,500	430	Pharmaceuticals & biotechnology	0.2	5.7	5.7
<b>LightwaveRF</b> A pioneer of the smart home technology sector	2017	2,616	279	Technology hardware & equipment	0.1	10.6	10.6
<b>Uvenco***</b> Operator of vending machines	2008	2,102	–	Food & drug retailers	–	1.8	1.8
<b>Crawshaw Group***</b> Yorkshire based chain of retail butchers	2007	1,538	–	Food & drug retailers	–	6.4	6.4
<b>Syndicate Room</b> Investment company and crowd funding platform	2016	1,250	–	Financial services	–	4.0	5.3
<b>Kellan Group</b> A recruitment business operating across a wide range of functional disciplines and industry sectors	2016	13	–	Industrial support services	–	0.3	0.3
<b>Miroma Holdings</b> Film and live entertainment advertising, marketing and display agencies	2016	1	–	Media	–	–	–
		<u>14,432</u>	<u>26,866</u>		<u>12.7</u>		
<b>TOTAL QUALIFYING INVESTMENTS</b>		<u>136,022</u>	<u>181,365</u>		<u>85.6</u>		

\*\*\* In liquidation.

## Investment Portfolio Summary (continued)

	Year invested	Book cost £'000	Value £'000	Market sector	% of net assets by value	% of equity held	% of equity managed by UAMI*
<b>NON-QUALIFYING INVESTMENTS</b>							
Royal London Short-Term Money Market Fund Y Income (OEIC)	2023	6,002	6,047		2.9	N/A	N/A
BlackRock Cash Fund Class D (Unit Trust)	2023	6,011	6,023		2.8	N/A	N/A
Unicorn Ethical Fund (OEIC) Income	2001	<u>4,483</u>	<u>3,488</u>	OEIC	<u>1.6</u>	N/A	N/A
<b>Non-qualifying fully listed equities</b>							
Macfarlane Group	2010	642	2,713	General industrials	1.3	1.6	2.1
Lloyds Banking Group	2018	3,010	1,961	Banks	0.9	–	–
Babcock International	2017	3,006	1,373	Aerospace & defence	0.7	0.1	0.1
Renold	2010	880	900	Industrial engineering	0.4	1.3	1.3
Braemar Shipping Services	2006	598	278	Industrial transportation	0.1	0.4	1.1
Vodafone	2016	<u>221</u>	<u>77</u>	Telecommunications service providers	<u>–</u>	<u>–</u>	<u>–</u>
<b>Non-qualifying AIM quoted entities</b>							
Avingtrans	2004	868	1,173	Industrial engineering	0.6	5.9	5.9
Belvoir Group	2015	479	889	Real estate investment & services	0.4	5.4	5.4
City Pub Group	2013	1,315	715	Travel & leisure	0.3	2.8	3.6
Driver Group	2006	561	150	Industrial support services	0.1	3.1	3.1
Dillistone Group	2006	722	140	Software & computer services	0.1	8.1	8.1
Gama Aviation	2010	751	134	Industrial transportation	0.1	1.2	1.2
IQE	2011	<u>187</u>	<u>105</u>	Technology hardware & equipment	<u>0.1</u>	<u>0.1</u>	<u>0.3</u>
<b>NON-QUALIFYING UNQUOTED INVESTMENTS</b>							
Unlisted equities		<u>556</u>	<u>–</u>		<u>–</u>		
<b>TOTAL NON-QUALIFYING INVESTMENTS</b>		<u><b>30,292</b></u>	<u><b>26,166</b></u>		<u><b>12.4</b></u>		
<b>TOTAL INVESTMENTS</b>		<u><b>166,314</b></u>	<u><b>207,531</b></u>		<u><b>98.0</b></u>		
Current assets			6,032		2.8		
Current liabilities			<u>(1,707)</u>		<u>(0.8)</u>		
<b>NET ASSETS</b>			<u><b>211,856</b></u>		<u><b>100.0</b></u>		

\* Unicorn Asset Management Limited.

## Unquoted Investments Summary

Company	Value £'000	% of net assets by value £'000	Valuation Basis	Date of Latest Accounts	Turnover £'000	Profit/(loss) Before Tax £'000	Net assets/ (liabilities) £'000
Hasgrove	23,607	11.2	Earnings multiple	31 Dec '22	29,388	8,099	13,136
nkoda Limited	1,284	0.6	Recent transaction	30 Sep '22	N/A	N/A	3,254
Heartstone Inns	766	0.4	Net asset value	31 Dec '22	8,837	313	14,984
Osirium Technologies – Loan stock	500	0.2	Discounted cash flow	31 Dec '22	1,923	(3,586)	(479)
Phynova	430	0.2	Recent transaction	31 Dec '21	N/A	N/A	(1,081)
LightwaveRF	279	0.1	Recent transaction	31 Dec '22	N/A	N/A	10,273
Uvenco*	–	–	Full provision	31 Dec '16	10,857	421	982
Crawshaw Group*	–	–	Full provision	28 Jan '18	44,559	(13,521)	10,366
Syndicate Room	–	–	Full provision	31 Dec '22	N/A	N/A	(4,307)
Kellan Group	–	–	Full provision	31 Dec '22	24,341	1,013	3,337
Miroma Holdings	–	–	Full provision	30 Jun '22	175,888	(52)	38,165

The valuations of the unquoted portfolio are reviewed quarterly as discussed on pages 52 and 53.

\* In liquidation.

# Financial and Performance Review

for the year ended 30 September 2023

## Net Assets

As at 30 September 2023, the audited net assets of the Company were £211.9 million, compared to £221.1 million on 1 October 2022. The decline in total net assets was due mainly to the fall in value of the portfolio and the distribution of dividends to Shareholders. These were partially offset by the support received from new and existing Shareholders under the Offer for Subscription, which raised £14.6 million net of costs.

## Performance during the year

As at 30 September 2023, the audited NAV of the Company was 122.6 pence per share, having fallen by 12.2 pence from 134.8 pence per share at the start of the financial year under review, compared with a fall of 113.8 pence per share in the year ended 30 September 2022. After adding back dividends of 6.5 pence per share paid in the year, the total return to

Shareholders decreased by 5.7 pence or 4.3% compared with a decrease of 68.3 pence or 27.5% in the previous year. In comparison, the total return from the FTSE AIM All-Share Total Return Index was a decline of 8.3% over the year to 30 September 2023 (2022: 34.3% decline).

At the financial year end, there were 81 active VCT qualifying and 10 non-qualifying investments held in the portfolio. These investments are spread across 26 different sectors.

In the year to 30 September 2023, a total of £9.6 million was realised through the sale of investments (including money market funds), approximately 26.6 million was deployed in new investments (including money market funds) and approximately £10.9 million was paid out as dividends to Shareholders. A further £4.9 million was spent on the operating costs of the Company and £3.8 million on share buybacks.

## Share Issues and Buybacks

The Company raised £14.6 million (after costs) through an Offer for Subscription and issued 11,108,248 shares at prices ranging from 134.97 pence to 139.26 pence per share. Full details are given in Note 13 on page 76.

In addition, the Company allotted 1,143,459 shares under the Dividend Reinvestment Scheme ("DRIS") at an average price of 123.69 pence per share.

During the year a total of 3,398,754 (2022: 2,515,309) shares were bought back for cancellation, at an average price of 111.35 pence per share (including costs), for a total cost of £3.8 million (2022: £4.4 million). Details are shown below:

Date	Number of shares	Price per share pence	Discount to NAV %	Total cost £'000
13 January 2023	926,894	114.5	15.2	1,067
13 February 2023	380,124	113.5	12.5	434
10 March 2023	280,379	114.5	12.5	323
9 June 2023	616,086	109.0	13.0	675
18 July 2023	173,766	109.0	15.0	190
24 August 2023	616,699	108.0	12.9	669
22 September 2023	404,806	105.0	12.6	427
	<u>3,398,754</u>			<u>3,785</u>

## Total Return

The Company generates returns and losses from both capital growth and dividend income. For the year ended 30 September 2023, the total loss was £10.6 million (2022: £105.2 million), of which there was a £11.1 million loss (2022: £104.8 million loss) from capital and a £0.5 million gain (2022: £0.4 million loss) from revenue. Full details of the total return can be found in the Income Statement on page 63. The Company's allocation of expenses is described in Note 1 (g) on page 69.

The total net losses per share were 6.2p (2022: 67.3p). The total net losses per share were made up of 6.5p loss from capital and 0.3p gain from revenue.

## Revenue Return

The income of £2.3 million (2022: £1.7 million) represents dividend income derived from the Company's investments and interest on cash balances.

# Financial and Performance Review (continued)

for the year ended 30 September 2023

## Capital Return

At the year end the investment portfolio was valued at £207.5 million (2022: £198.5 million). The investment portfolio delivered a realised profit on disposals of £1.0 million (2022: £12.8 million) and unrealised valuation losses on investment of £9.0 million (2022: £113.6 million). The valuation basis of the Company's investments is described in Note 1 (d) on pages 67 and 68.

## Ongoing Charges and Running Costs

The Ongoing Charges of the Company for the financial year under review was 2.2% (2022: 2.0%) of average net assets, which remains below the cap of 2.75%.

The total expenses amounted to £4.9 million (2022: £6.1 million) and include investment management fees of £4.2 million (2022: £5.3 million), Directors' fees of £0.1 million (2022: £0.1 million), administrative service fees of £0.2 million (2022: £0.2 million) and other third party service providers fees of £0.2 million (2022: £0.2 million).

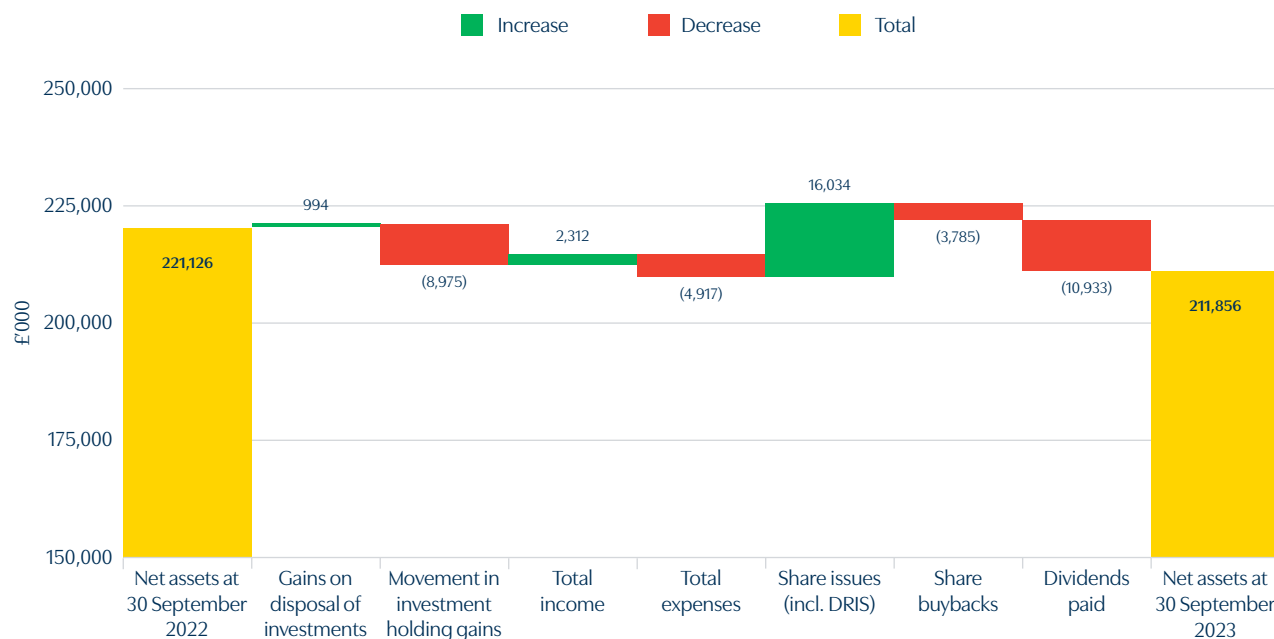
Under the revised management agreement effective from 1 October 2018 and the side letter agreement effective from 1 January 2022 and as shown in Note 3 on page 70, the Investment Manager receives a management fee of 2% per annum of net assets up to £200 million, 1.5% per annum of net assets in excess of £200 million and 1% in excess of £450 million (other than on investments in OEICs managed by the Investment Manager). Other expenses are shown in Note 4 on page 71.

Further information in respect of the Company's performance can be found in the Financial Highlights on page 1.

## Cash and Cash Equivalents

During the year the Company increased its cash balances through the Offer for Subscription and the sale of investments. This was offset by the purchase of investments, the payment of running costs, share buybacks and dividends and at the year end the cash balance had decreased to £5.4 million (2022: £23.8 million). In addition, £12.1 million was held in money market funds.

## Movement in net assets for the year ended 30 September 2023

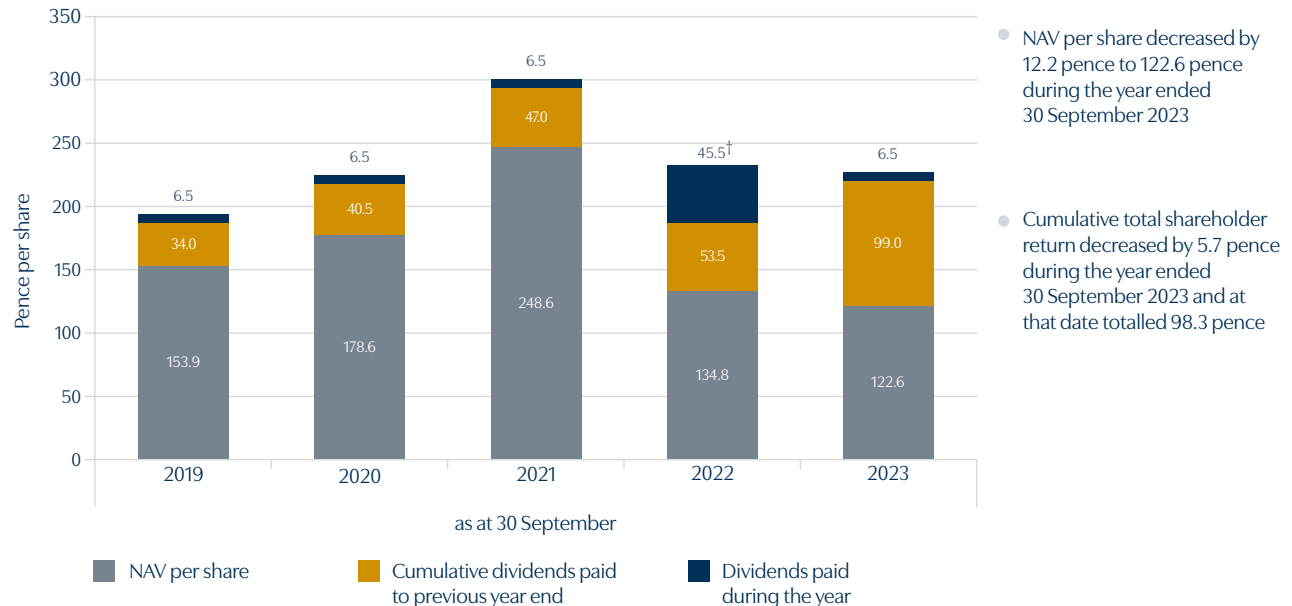




## Key Performance Indicators

The bar charts below display the key indicators that the Board uses as Alternative Performance Measures ("APMs") to measure the Investment Manager's performance, thereby helping Shareholders to assess how the Company is performing against its objective.

### NAV per share, cumulative dividends paid & cumulative total Shareholder return\*

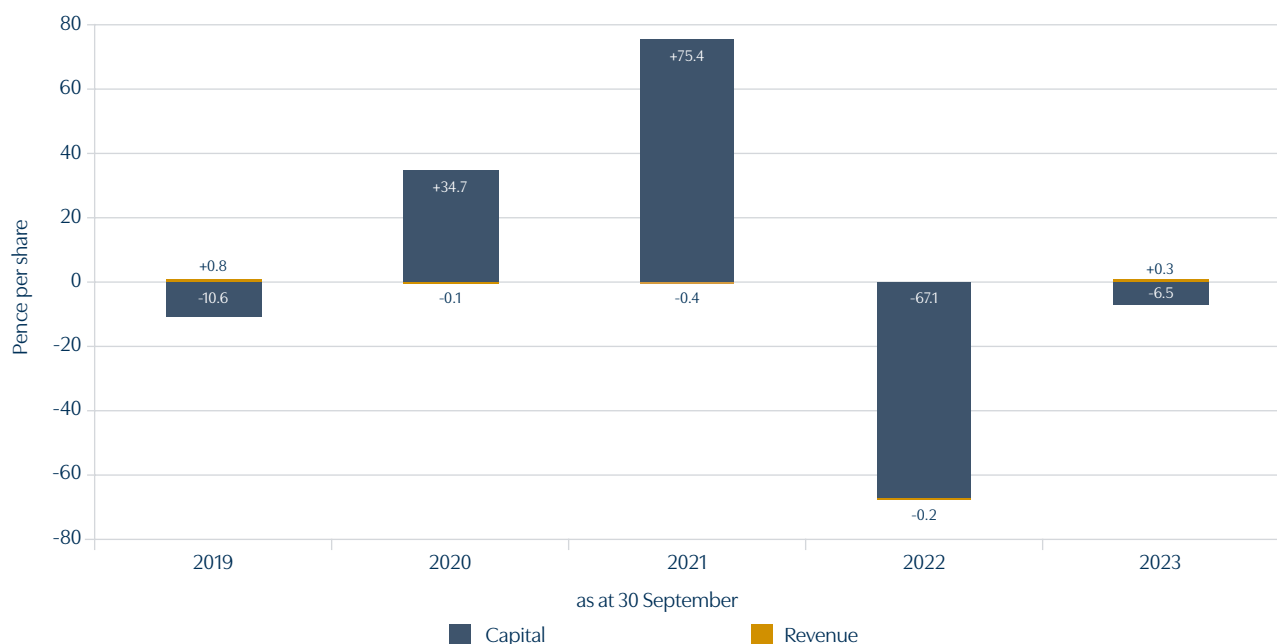


\* The cumulative total Shareholder return since 30 September 2013, when the NAV per share was 129.8 pence, has been 98.3 pence representing the cumulative dividends paid of 105.5 pence less a decrease in NAV per share of 7.2 pence since that date.

† Including 3.0 pence interim dividend paid on 11 August 2022, a special interim dividend of 7.0 pence paid on 10 February 2023 and a special interim dividend of 32.0 pence paid on 11 August 2022.

### Earnings per share\*

The earnings per share for the year ended 30 September 2023, together with those of the previous four financial years are outlined in the graph below:

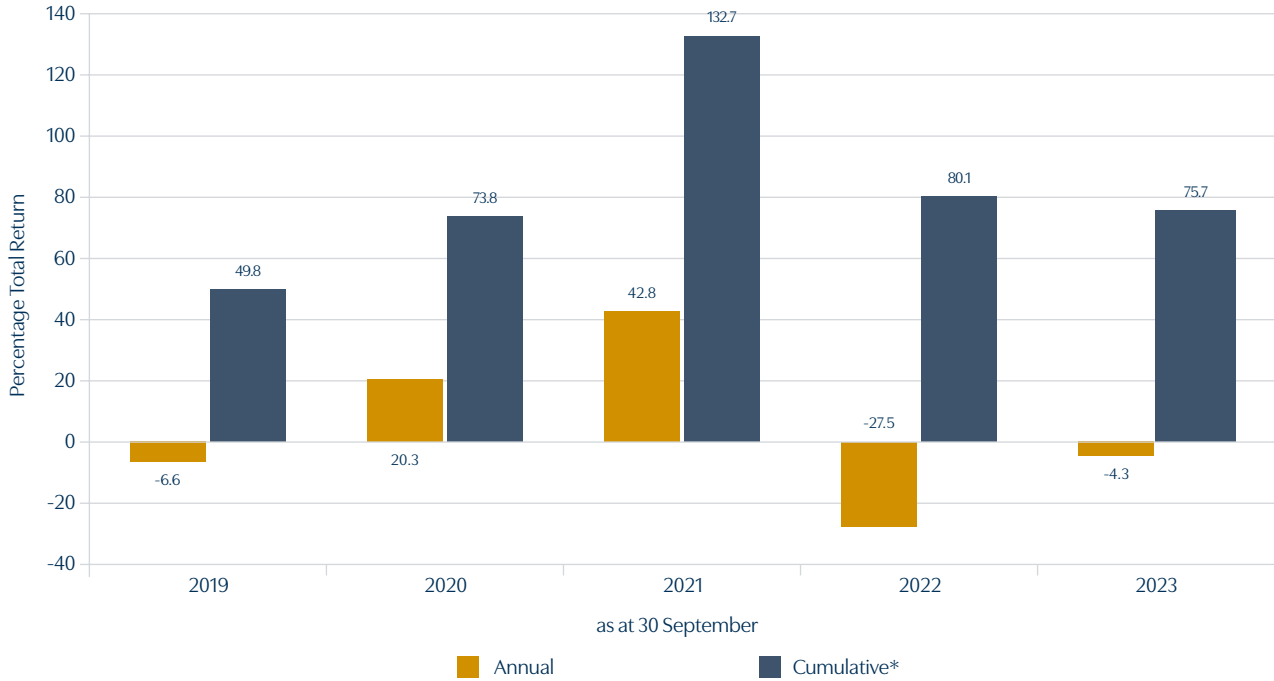


\* Total earnings including unrealised gains/(losses) on investments after taxation divided by weighted average number of shares in issue.

Although the results exceeded the performance of the FTSE AIM Total Return Index, they are disappointing and arise directly from falls in valuations during the year, the Board sees no reason to change the investment strategy.

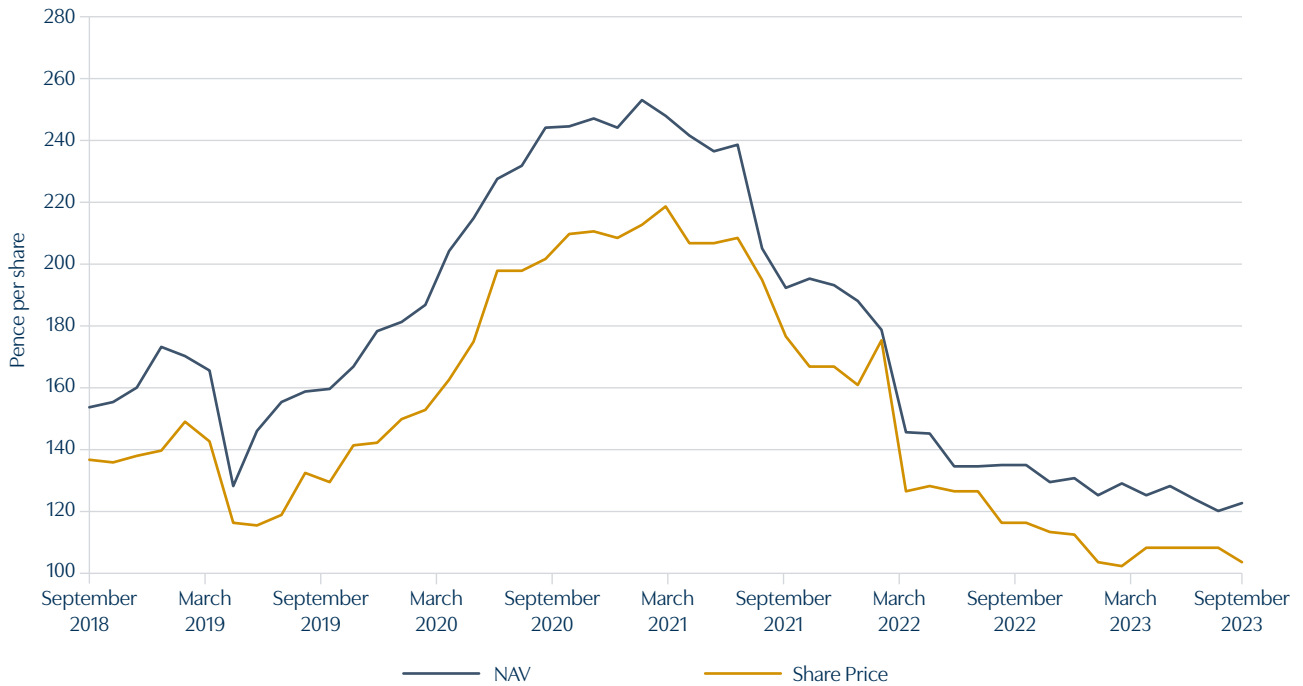
# Key Performance Indicators (continued)

## Annual and cumulative total return



\* The cumulative total return is based on the total return since 30 September 2013 when the NAV was 129.8 pence.

## 5 Year NAV and Share Price Comparison



## The Company and its Business Model

The Company is registered in England and Wales as a Public Limited Company (registration number 04266437) and is approved as a Venture Capital Trust ("VCT") under section 274 of the Income Tax Act 2007 (the "ITA"). In common with many other VCTs, the Company revoked its status as an investment company as defined in section 266 of the Companies Act 1985 on 17 August 2004, to make it possible to pay dividends from capital. A summary of the VCT regulations is shown on page 88.

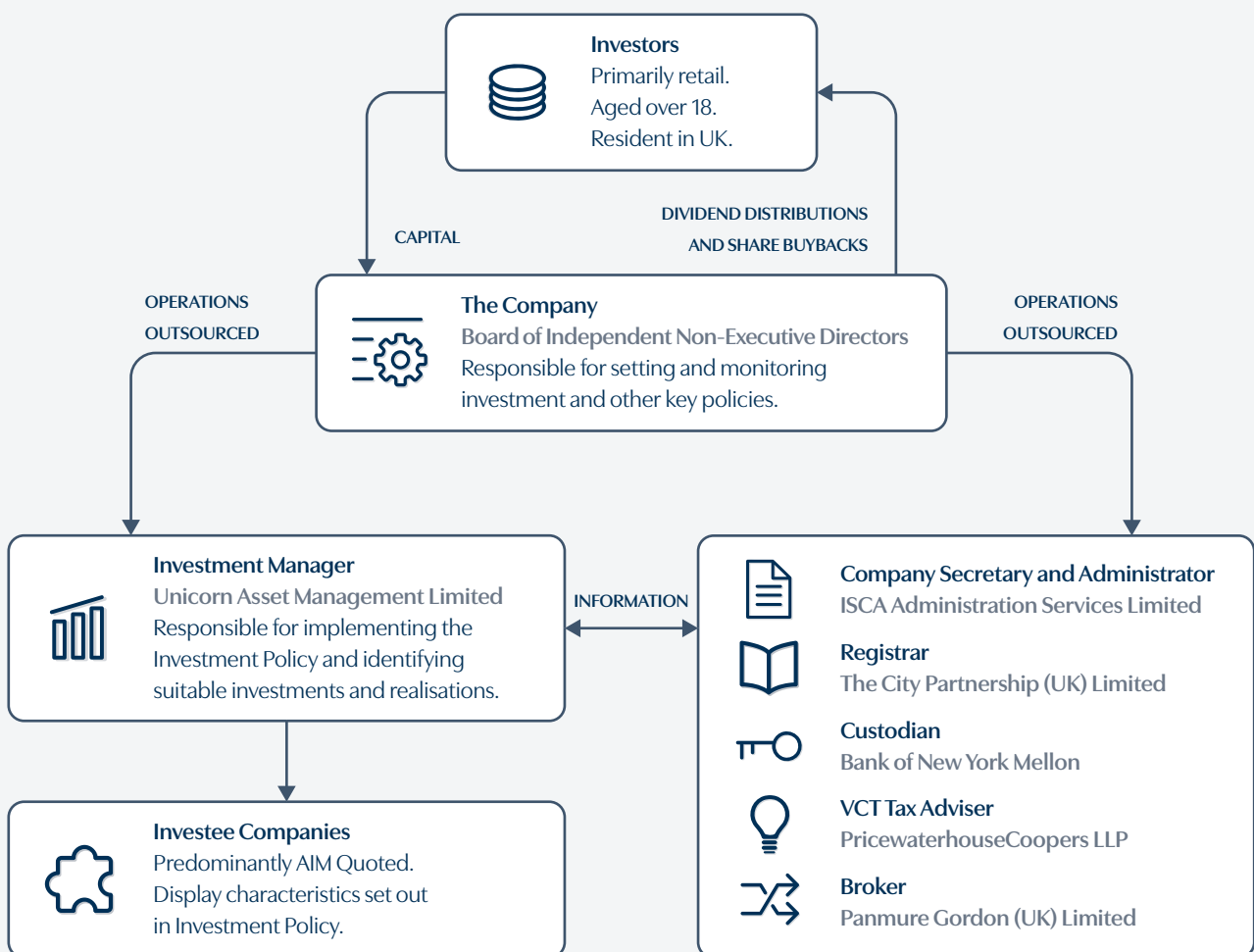
The Company's shares are listed on the London Stock Exchange main market under the code UAV and ISIN GB00B1RTFN43.

The Company is an externally managed fund with a Board currently comprising four non-executive Directors. Investment management and operational support are outsourced to external service providers, with the strategic and operational framework and key policies set and monitored by the Board as described in the diagram below. Further information on

the service providers is outlined in the Corporate Governance Statement on pages 49 and 50.

The Board has overall responsibility for the Company's affairs including the determination of its investment policy. Risk is spread by investing in a number of different businesses across different industry sectors. The Investment Manager is responsible for managing sector and stock specific risk and the Board does not impose formal limits in respect of such exposures. However, in order to maintain compliance with HMRC rules for VCTs and to ensure that an appropriate spread of investment risk is achieved, the Board receives and reviews comprehensive reports from the Investment Manager on a monthly basis. When the Investment Manager proposes to make any investment in an unquoted company, the prior approval of the Board is required.

A summary of the relationship between the Board, the Company's Shareholders and external service providers is depicted below:



## Investment Objective

The Company's investment objective is to provide Shareholders with an attractive return from a diversified portfolio of investments, predominantly in the shares of AIM quoted companies, by maintaining a steady flow of dividend distributions to Shareholders from the income as well as capital gains generated by the portfolio.

It is also the objective that the Company should continue to qualify as a Venture Capital Trust, so that Shareholders benefit from the

taxation advantages that this brings. To achieve this, at least 80% for accounting periods commencing after 6 April 2019 (previously 70%) of the Company's total assets are to be invested in qualifying investments of which 70% by VCT value (30% in respect of investments made before 6 April 2018 from funds raised before 6 April 2011) must be in ordinary shares which carry no preferential rights (save as permitted under VCT rules) to dividends or return of capital and no rights to redemption.

---

## Investment Policy

In order to achieve the Company's investment objective, the Board has agreed an investment policy which requires the Investment Manager to identify and invest in a diversified portfolio, predominantly of VCT qualifying companies quoted on AIM that display a majority of the following characteristics:

- experienced and well-motivated management;
- products and services supplying growing markets;
- sound operational and financial controls; and
- potential for good cash generation, in due course, to finance ongoing development and support for a progressive dividend policy.

Asset allocation and risk diversification policies, including maximum exposures, are to an extent governed by prevailing VCT legislation. No single holding may represent more than 15% (by VCT value) of the Company's total investments and cash, at the date of investment.

There are a number of VCT conditions which need to be met by the Company which may change from time to time. The

Investment Manager will seek to make qualifying investments in accordance with such requirements.

### Asset mix

Where capital is available for investment while awaiting suitable VCT qualifying opportunities, or is in excess of the 80% VCT qualification threshold for accounting periods commencing after 6 April 2019 (previously 70%), it may be held in cash or invested in money market funds, collective investment vehicles or non-qualifying shares and securities of fully listed companies registered in the UK.

### Borrowing

To date the Company has operated without recourse to borrowing. The Board may, however, consider the possibility of introducing modest levels of gearing up to a maximum of 10% of the adjusted capital and reserves, should circumstances suggest that such action is in the interests of Shareholders.

The effect of any borrowing is discussed further on page 41 under "AIFMD".

---

## Key Policies

The Board sets the Company's policies and objectives and ensures that its obligations to Shareholders are met. Besides the Investment Policy already referred to, the other key policies set by the Board are outlined below.

### Dividend policy

The Board remains committed to a policy of maintaining a steady flow of dividend distributions to Shareholders from the income and capital gains generated by the portfolio.

The ability to pay dividends and the amount of such dividends is at the Board's discretion and is influenced by the performance of the Company's investments, available distributable reserves and cash, as well as the need to retain funds for further investment and ongoing expenses.

Details of the Company's Dividend Reinvestment Scheme are outlined on page 85.

### Share buybacks and discount policy

The Board believes that it is in the best interests of the Company and its Shareholders to make market purchases of its shares from time to time.

There are three main advantages to be gained from maintaining a flexible approach to share buybacks; namely:

1. Regular share buybacks provide a reliable mechanism through which Shareholders can realise their investment in the Company, rather than being reliant on a very limited secondary market.

2. Share buybacks, when carried out at a discount to underlying net assets, help modestly to enhance NAV per share for continuing Shareholders.
3. Implementing share buybacks on a regular basis helps to control the discount to NAV.

The Board decides the level of discount to NAV at which shares will be bought back and keeps this under regular review. The Board seeks to maintain a balance between the interests of those wishing to sell their shares and continuing Shareholders.

The Company has continued to buy back shares for cancellation at various points throughout the financial year in accordance with the above policy. Details of the shares purchased for cancellation are shown on pages 21 and 76. At the financial year end, the Company's shares were quoted at a mid price of 103.5 pence per share representing a discount to NAV per share of 15.5%.

The Board intends to continue with the above share buyback policy. Any future repurchases will be made in accordance with guidelines established by the Board from time to time and will be subject to the Company having the appropriate authorities from Shareholders and sufficient funds available for this purpose. Share buybacks will also be subject to prevailing market conditions, Market Abuse Rules and any other applicable law at the relevant time. Shares bought back are cancelled.

## Section 172(1) Statement

The Directors of the Company are required under the Companies Act 2006 ("the Act") to act in a way that they consider is in good faith to promote the success of the Company for the benefit of its members, the Shareholders. Furthermore, under s172 of the Act, the Directors should consider other stakeholder groups and any long-term consequences of decisions made. Stakeholders for consideration would be employees (if any), suppliers, customers and others. When making decisions the Directors should take into account the needs of each of these stakeholders, whilst recognising that some stakeholders may have conflicting priorities. It is acknowledged that not all decisions made can be to the benefit of all stakeholder groups.

The Board considers the following:

- the likely consequences of any decisions in the long-term;
- the need to foster the Company's business relationships with service suppliers;
- the impact of the Company's operations on the community and environment;
- the desirability of the Company maintaining a reputation for high standards of business conduct, and
- the need to act fairly as between Shareholders of the Company.

Like similar Venture Capital Trusts and Investment Companies, the Company does not have any employees or customers and relies on a number of third-party providers of services such as the Investment Manager, the Administrator, Custodian and the Registrar to maintain its operations. The Company takes into account the regulations applicable to the market in which it operates and has regard to the environment and the wider community in which it operates.

Every month, and at each Board meeting, the Directors receive and review a summary of the performance of the Company in relation to meeting the Company's investment objective. Key representatives of the Investment Manager attend Board meetings to report directly to the Board and answer any questions raised. The financial performance is reviewed against the Key Performance Indicators as set by the Board and compared to those competitors in its peer group. Compliance with existing legal and regulatory requirements is reviewed, together with any new regulations that are to be introduced in the future or

are being proposed. Any new regulations are discussed and their potential impact on the Company and its stakeholders assessed. The Directors receive updates from the Company's Broker, and the Company Secretary on the share trading activity and share price performance including the discount to Net Asset Value.

The Board recognises the importance of and is committed to understanding the views of Shareholders and maintaining communication with its Shareholders in the most appropriate manner.

This is undertaken through:

### Annual General Meeting

The Company encourages all Shareholders to attend and participate at its AGM. Whilst the formal business is the primary purpose of the meeting, members of the Board are available to answer questions directly from Shareholders. The Investment Manager presents a summary of the Company's performance for the year under review and the current composition of the portfolio, and the Board invites a representative of one of the investee companies to provide an update to the meeting offering Shareholders an insight into their business.

To complement the Shareholders attending in person, the Company offered non-attending Shareholders the ability to view the meeting held on 7 February 2023, on Zoom, and to put questions to the Investment Manager and the Board.

As reported on pages 41 and 42, it is intended to hold the AGM on 7 February 2024 and invite Shareholders to attend and meet the Board and Investment Manager. The Company will again seek to provide an online broadcast of the AGM and the Manager's presentations to allow Shareholders unable to attend in person an opportunity to listen to the meeting. Questions may be submitted ahead of the day and it is anticipated that questions can be put to the Investment Manager and Directors.

To assist Shareholders who might not wish to attend in person, voting at the AGM will be on a poll, including all proxy votes cast, therefore all Shareholders are encouraged to submit their proxy votes in accordance with the Notice of Annual General Meeting on pages 90 to 94 of this report. To ensure that all Shareholders can ask questions of the Board you are invited to submit these by email ahead of the meeting.

## Section 172(1) Statement (continued)

### Published Reports

The Company produces the Annual Report and Financial Statements which have been posted to all Shareholders who have requested to receive hard copies and made available to others through the Company's website. To further reduce the impact of printing and posting material to Shareholders the Company no longer prints the Half-Yearly Report, however copies will be available to view and download from the Company's website. Shareholders who have notified the Registrar of their email address will be notified of the publication of the Half-Yearly Report. The publication of these reports is considered the prime method of communication with Shareholders and other readers of the reports and provides detailed information on the portfolio, performance over the period and assessment of the outlook for the Company. Reports from the various committees of the Board are included, as are descriptions of the Company's corporate governance arrangements. Whilst the structure and layout of these reports is often prescribed by regulatory requirements the Board seeks to ensure that the report is readable and is mindful that it should be fair, balanced and understandable. In addition to the above reports, voluntary Interim Management Statements ("IMS") are issued following the other quarter ends to provide a summary of the Company's position. The IMS is issued through the Regulatory News Service and is available on the Company's website. The production of this IMS was originally a regulatory requirement of the Company, which the Board decided to continue on a voluntary basis to provide additional information to interested parties once it ceased to be a requirement. The Company produces a Key Information Document ("KID") and has engaged a third party supplier to monitor and update this document as necessary.

### Shareholder enquiries

Shareholders can contact the Company or any of its Directors through the Company Secretary or by post to the Registered Office address. Although the Directors are Non-Executive and therefore not available full time, with the assistance of the Company Secretary they seek to maintain open communications with Shareholders. The Board has appointed Charlotta Ginman as its Senior Independent Director ("SID"). Should Shareholders wish to contact the Board they should initially contact the Company Secretary. If Shareholders have concerns which have failed to be resolved through the Chair or Investment Manager, or where such contact may be inappropriate, they may contact the SID through the Company Secretary.

The enquiries this year have covered topics such as the fall in share price and NAV, the share price discount to NAV, and the decision to move the payment of dividends by cheque to BACS transfer. The Directors discuss these matters at Board meetings and take action where they feel it is appropriate to do so.

### Fundraising

Every year, the Directors consider whether to raise additional funds. They take account of the need to invest new money in qualifying investments, the risks of poor investment decisions, and the impact upon existing Shareholders. New investment has to comply with the timetable to meet State Aid regulations. Having considered a fundraising the Company announced a £10 million offer with a further £5 million over-allotment faculty, in January 2023. Applications under the offer opened approximately two weeks after the offer was announced to allow investors time to prepare for the application process. Interest was strong and the offer was closed on the first day and was fully subscribed. Following further discussions, the Board has announced that it intends to raise up to £20 million in the current tax year.

### Investee Companies

The Company's performance is dependent upon the performance of its underlying investee companies. The Investment Manager seeks to identify companies in which long term investments can be made. In addition, the Investment Manager does not seek, nor have, board representation in any of the Company's investee companies. For these reasons, it is particularly important that communication between the Investment Manager and the management teams of the Company's investee companies is both effective and regular in nature.

### Key Suppliers

The Board recognises the key relationship the Company has with its Investment Manager and its importance to the overall success of the Company. Representatives of the Investment Manager attend all Board meetings and are in regular contact with the Directors outside formal meetings, to ensure that communication is maintained.

The Company Secretary and Administrator, ISCA Administration Services Limited ("ISCA"), is often the primary contact point for financial advisers and stakeholders in the Company. Regular communication is maintained between ISCA and the Directors, in order to share up-to-date information concerning the Company.

## Section 172(1) Statement (continued)

### Other Suppliers

As stated above the Company relies on the provision of outside parties to operate and has engaged with a number of third parties to run its affairs and meet its regulatory obligations. The Board and its Committees undertake a review of all the key third party suppliers at least annually to ensure that they are providing the Company with the required level of service.

### Regulators

The Company operates in an environment that is governed by legal and regulatory requirements, which prescribe what the Company can undertake and how it can operate. The Board recognises that these restrictions are in place to protect the Company's stakeholders, including the government which provides tax incentives to investors in the Company. The tightening of the State Aid regulations from April 2019 has resulted in a necessary shift towards earlier stage investments in order to maintain Shareholders' tax advantages. The current State Aid regulations were due to expire in April 2025 but the Government has recently announced an extension to 2035.

### Dividends

Unlike 2022 there were no significant realisations during the year and no special dividends were declared. The Company continued with the payment of an interim dividend and a proposed final dividend payment of 3.5 pence will be made on 14 February 2024 to Shareholders on the register as at 5 January 2024.

### Environment and Community

As the Company does not have any employees nor any physical office environment of its own it has little direct impact on the community or the environment. In relation to the Company's own practices the Company encourages electronic communication to reduce paper usage, has withdrawn its dividend by cheque service and the printing of the Half-Yearly Report, and has taken advantage at times of electronic meetings. Where we are required to print Annual Reports we will use recycled paper and offset our carbon footprint by supporting recognised carbon offset projects.

With the exception of the Company's few unquoted investments our Investment Manager has a discretionary mandate to invest on the Company's behalf and we are therefore reliant on its processes and practices to deliver the policy. The Investment Manager has developed its Environmental, Social and Governance ("ESG") processes signing up to the UN Principles of Responsible Investing ("UNPRI") and the Net Zero Manager's Initiative. This has resulted in defining certain 'no-go sectors', setting-up an ESG questionnaire for new investments and reviewing the practices of existing portfolio companies. The work undertaken on ESG is described on page 31.

### Decision-making

The Board recognises that all material decisions it makes will impact the various stakeholders to a greater or lesser degree and it seeks to assess that impact when making any decision. It acknowledges the need to act fairly between members of the Company when considering the buyback of the Company's shares and the publishing of a prospectus for the issue of new shares.



# Environmental, Social and Governance ("ESG") Report

for the year ended 30 September 2023

The Board and the Investment Manager are committed to ESG integration and consideration throughout the investment process at Unicorn Asset Management. The ESG process is implemented by the group's ESG Officer and ESG Analyst and is overseen by the ESG Committee. Unicorn Asset Management continues to be a signatory of the United Nations Principles of Responsible Investment and Net Zero Asset Managers Initiative.

The Investment Manager continues to prioritise the following areas when engaging with VCT companies: improving transparency and completeness of sustainability and climate related disclosure in annual reporting. Additionally, supporting companies' development towards more refined net zero alignment and climate risk management considerations. The Investment Manager reported eight strategic engagements with investee companies over the period. The Investment Manager remains mindful that whilst many of the portfolio companies are not currently required to report on emissions, there has been continued emphasis to formalise targets wherever feasible. The Investment Manager has been encouraged by investee companies within the VCT continuing to remain open and supportive of engagement regarding ESG matters. Around a third of investee companies have now made a formal commitment towards net zero alignment.

Tracsis, a leading provider of software, hardware, data analytics, and services for rail, traffic data and the wider transport industries, provides a recent illustration. The Investment Manager has met with the company on three separate occasions over the last twelve months for constructive ESG framework discussions with senior management to ensure improved accreditation for their strong sustainability credentials. The Investment Manager highlighted key areas of focus (included but not limited to), climate stability, employee diversity and inclusion, data security and customer privacy. The Investment Manager also shared guidelines on best practice on formalising reporting standards to align with the Sustainability Accounting Standards Board (SASB) framework. The group has since established an internal ESG committee and set targets to improve disclosure regarding material key performance indicators for their sub sector which are expected to be published within their upcoming annual reporting cycle.

The Investment Manager continues to develop and formalise its approach to incorporating ESG considerations into the investment framework and reporting process. The Investment Manager continues to see opportunities to allocate capital to innovative, early-stage businesses, which have commercial models aligned with environmental, social and/or governance themes. Recent examples include Fusion Antibodies (follow on investment) and Tribe Technology (initial investment). Fusion Antibodies, operates as a biotechnology company, providing a range of antibody engineering services for the development of antibodies for both therapeutic drug and diagnostic applications. The Company's mission is to enable biopharmaceutical and diagnostic companies to develop innovative products in a timely and cost-effective manner for the benefit of the global healthcare industry. Tribe Technology is a developer and manufacturer of autonomous mining equipment, founded to create a safer, more efficient working environment through the use of autonomous and safe drill rigs in the mining industry. As a result, workforce risk is significantly reduced and overall health and safety of employees is improved.

The Investment Manager recognises the importance of stewardship and shareholder engagement, which remain integral to their investment process. Regular meetings with company management teams provide the Investment Manager with a valuable forum for dialogue, monitoring and appraisal of investee companies.

The Investment Manager is active in exercising voting rights to ensure that the investee companies act in the best interests of Unicorn AIM VCT shareholders. During the financial year ended 30 September 2023, the Investment Manager voted on a total of 928 Resolutions, and voted against Resolutions proposed on 87 separate occasions, representing 9% of total voting activity in the period. The Resolutions that the Investment Manager actively decided to oppose were mainly around Corporate Governance, with particular focus on remuneration and Board composition. In the interests of transparency, the Investment Manager has chosen to publish its voting history on the Unicorn Asset Management website.

## Principal and Emerging Risks

The Directors have carried out a robust review of the principal and emerging risks faced by the Company as part of its internal controls process, as outlined below. Note 17 to the Financial Statements on pages 78 to 84 also provides information on the Company's financial risk management objectives and exposure to risks. The Directors' process for monitoring these risks is shown below.

During the year the Board has reviewed in detail its approach to risk. It has sought to identify new and emerging risks alongside the principal risks faced by the Company and the mitigating steps being taken by both the Board and the Company's service providers to reduce the impact of each risk. The results have been summarised in a heat map and are reviewed for sensitivity quarterly.

During the review with the key service providers, evidence was requested of the mitigating actions being taken and on which the Board is relying. Balance sheet reconciliations, asset valuations and VCT qualification being examples of such reviews.

Risk	Possible consequence	How the Board monitors and mitigates risk	Movement in risk during the year
<b>1. Investment and strategic risk</b>	<ul style="list-style-type: none"> <li>Unsuitable investment strategy or investment selection could lead to poor returns to Shareholders.</li> </ul>	<ul style="list-style-type: none"> <li>Regular review of investment strategy by the Board.</li> <li>Monitoring of the performance of the investment portfolio on a regular basis.</li> <li>All purchases or sales of unquoted investments require prior authorisation from the Board.</li> </ul>	→
<b>2. Regulatory and tax risk</b>	<ul style="list-style-type: none"> <li>The Company is required to comply with the Companies Act 2006, ITA, AIFMD (as applicable to small registered UK AIFMs), FCA Listing Rules and UK Accounting Standards. Breaching these rules may result in a public censure, suspension from the Official List and/or financial penalties. There is a risk that the Company may lose its VCT status under the ITA. Should this occur, Shareholders may lose any upfront income tax relief and be taxed on any future dividends and capital gains if they dispose of their shares.</li> </ul>	<ul style="list-style-type: none"> <li>Regulatory and legislative developments are kept under close review by the Board, the Investment Manager, Company Secretary and Administrator.</li> <li>The Company's VCT qualifying status is continually reviewed by the Investment Manager and the Administrator.</li> <li>PricewaterhouseCoopers LLP has been retained by the Board to undertake a bi-annual independent VCT status monitoring role.</li> </ul>	→
<b>3. Operational risk</b>	<ul style="list-style-type: none"> <li>The Company has no employees and is therefore reliant on third party service providers. Failure of the systems at third party service providers could lead to inaccurate reporting or monitoring. Inadequate controls could lead to the misappropriation of assets.</li> </ul>	<ul style="list-style-type: none"> <li>Internal control reports are provided by service providers on an annual basis.</li> <li>The Board considers the performance of the service providers annually and monitors activity on a monthly basis.</li> <li>The Board discusses succession planning with its key service providers.</li> </ul>	→
<b>4. Fraud, dishonesty and cyber risks</b>	<ul style="list-style-type: none"> <li>Fraud involving Company assets may occur, perpetrated by a third party, the Investment Manager or other service provider.</li> <li>Cyber attacks on the Company could lead to financial loss and impact the Company's reputation.</li> </ul>	<ul style="list-style-type: none"> <li>Internal control reports are provided by service providers on a regular basis.</li> <li>The Administrator is independent of the Investment Manager.</li> <li>The Company minimises as far as practical the amount of personal data held by service providers and the Board.</li> <li>All service providers use third party professionals to review cyber security exposure and act on any material recommendations made.</li> </ul>	↑

## Principal and Emerging Risks (continued)

Risk	Possible consequence	How the Board monitors and mitigates risk	Movement in risk during the year
<b>5. Financial Instrument risks</b>	<ul style="list-style-type: none"> <li>The main risks arising from the Company's financial instruments are from fluctuations in their market prices, interest rates, credit risk and liquidity risk.</li> </ul>	<ul style="list-style-type: none"> <li>The Board regularly reviews and agrees policies for managing these risks and further details can be found in Note 17 on pages 78 to 84.</li> </ul>	→
<b>6. Economic and political risks</b>	<ul style="list-style-type: none"> <li>Events such as recession, inflation or deflation, movements in interest rates and technological change can affect trading conditions and consequently the value of the Company's investments.</li> <li>Other geopolitical issues may affect the Company's performance at both macro and micro economic level.</li> <li>Labour and material shortages may affect the value of the Company's investments.</li> <li>Russia's invasion of Ukraine and the current situation in the Middle East could adversely affect investee companies.</li> </ul>	<ul style="list-style-type: none"> <li>While no single policy can obviate such risks, the Company invests in a diversified portfolio of companies, whilst seeking to maintain adequate liquidity.</li> </ul>	→
<b>7. Black Swan events</b>	<ul style="list-style-type: none"> <li>Events such as pandemics could adversely affect investee companies and/or service providers.</li> <li>Environmental disasters may adversely affect investee companies and/or service providers.</li> </ul>	<ul style="list-style-type: none"> <li>The Board liaises with the Investment Manager to obtain an understanding of the impact on the investee companies.</li> <li>The Investment Manager reviews the impact of staff availability, raw materials availability, energy supply and inflationary impact on portfolio companies.</li> </ul>	→
<p>The Board is responsible for assessing the possibility of new and emerging risks and, in addition to the principal risks, the Board has identified the following emerging risks:</p>			
<b>Emerging risks</b>	<ul style="list-style-type: none"> <li>The physical impact of climate change on investee companies.</li> <li>The changes to investee company business models brought about by the need to reduce carbon footprints.</li> <li>The increasing use of Artificial Intelligence ("AI") and its effect on investee companies although AI will also have positive effects on some investee companies.</li> </ul>	<ul style="list-style-type: none"> <li>Increasing the influence of ESG matters around investment decisions.</li> <li>Investment Manager focus on these issues when reviewing the portfolio.</li> </ul>	

## The Regulatory Environment

The Board and Investment Manager are required to consider the regulatory environment when setting the Company's strategy and making investment decisions. A summary of the key considerations is outlined below.

### Social and community issues, employees, and human rights

The Board recognises the requirement under section 14C of the Companies Act 2006 (the "Act") to provide information about social and community issues, employees and human rights; including any policies it has in relation to these matters and the effectiveness of these policies. As the Company has no employees, with all Directors non-executive, the Company has no formal policies in these matters. The Board seeks to conduct the Company's affairs responsibly and expects the Investment Manager to consider human rights implications when making investment decisions.

### Recruitment and succession planning

As reported last year Jocelin Harris stood down as a Director at the AGM on 7 February 2023. The Board have an ongoing process to review and refresh the Board taking into account the needs of the Company and regulation. Jeremy Hamer has indicated his intention to step down at the AGM in 2025. The Board will engage an external recruitment agency with a view to making a new appointment in the next calendar year. This process will include the assessment of key skills the suitable candidate should possess and will also take account of Board diversity.

### Diversity

The Board is aware of the requirement of Listing Rule 9.8.6R and the composition of the Board. As disclosed on page 49 the Board does not meet the requirement to have at least one director from an ethnic minority. Being externally managed and comprising of only four non-executive directors there is reduced scope to fully comply with the requirements. However, the Board will continue to consider these requirements in any recruitment process.

### Anti-bribery, corruption and tax evasion policy

The Company has a zero tolerance approach to bribery. It is the Company's policy to conduct all of its business in an honest and ethical manner and it is committed to acting professionally, fairly and with integrity in all its business dealings and relationships where it operates.

Directors and service providers must not promise, offer, give, request, agree to receive or accept a financial or other advantage in return for favourable treatment, to influence a business outcome or to gain any other business advantage on behalf of themselves or of the Company or encourage others to do so.

The Company has communicated its anti-bribery policy to each of its service providers. It requires each of its service providers to have policies in place which reflect the key principles of this policy and procedures and which demonstrate that they have adopted procedures of an equivalent standard to those instituted by the Company.

Further information relating to the Company's anti-bribery policy can be found on its website: [www.unicornaimvct.co.uk](http://www.unicornaimvct.co.uk). A full copy of the Company's anti-bribery policy and procedures can be obtained from the Company Secretary by sending an email to: [unicornaimvct@iscaadmin.co.uk](mailto:unicornaimvct@iscaadmin.co.uk).

### Environmental and social responsibility

Full details of the Company's ESG approach can be found on page 31.

In relation to the Company's own practices the Company encourages electronic communication to reduce paper usage, has withdrawn its dividend by cheque service and the printing of the Half-Yearly Report, and has taken advantage at times of electronic meetings. Where we are required to print Annual Reports we will use recycled paper and offset our carbon footprint.

### Viability Statement

The Board's assessment of the ability of the Company to meet all liabilities when due and that it can continue to operate for a period of at least twelve months from the date of signing the Annual Report is shown in the Going Concern Statement on page 41.

Under the UK Corporate Governance Code there is a requirement that the Board performs a robust assessment of the Company's principal and emerging risks and the disclosures in the Annual Report that describe the principal risks and the procedures

## The Regulatory Environment (continued)

in place to identify emerging risks and explain how they are being managed or mitigated. The last review was performed in November 2023.

The Directors have considered the viability of the Company as part of their continuing programme of monitoring risk and conclude that five years is a reasonable time horizon to consider the continuing viability of the Company. This is also in line with the requirement for the Company to continue in operation so investors subscribing for new shares issued by the Company can hold their shares for the minimum five year period to allow them to benefit from the tax incentives offered when those shares were issued. The last allotment of shares took place in March 2023.

The Directors consider that the Company is viable for the five year time horizon for the following reasons:

- At the year end the Company had a diversified investment portfolio in addition to its VCT qualifying investments comprising: £7.3 million invested in non-qualifying, fully listed shares which are readily realisable, a further £15.6 million in daily dealing open ended funds, and £5.4 million in cash. The Company therefore has sufficient immediate liquidity in the portfolio for any near term requirements.
- The ongoing charges ratio of the Company as calculated using the AIC recommended methodology equates to 2.2% of net assets.
- The Board anticipates that there will continue to be suitable qualifying investments available that will enable the Company to maintain its operations over the five year time horizon.
- The Company has no debt or other external funding apart from its ordinary shares.
- The payment of dividends and buybacks are at the discretion of the Board.
- The continuation of the State Aid regulations to 2035.

In order to maintain viability, the Company has a risk control framework as shown on pages 32 and 33 which has the objective of reducing the likelihood and impact of: poor judgement in decision-making, risk-taking that exceeds the levels agreed by the Board, human error, or control processes being deliberately

circumvented. These controls are reviewed by the Board on a regular basis to ensure that controls are working as prescribed. In addition, formal reviews of all service providers are undertaken annually and activity is monitored at least monthly.

In its assessment of the viability of the Company, the Board has recognised factors such as the continuation of the current State Aid regulations to 2035, the ability of the Company to raise money from future Offers for Subscription and there being sufficient VCT qualifying investment opportunities available.

The Directors have also considered the viability of the Company should there be a slowdown in the economy or a correction of the markets leading to lower dividend receipts and asset values. As stated above, Ongoing Charges equate to 2.2% of net assets of which the Investment Management fee (as reduced by the Company's investment in Unicorn funds) equates to 2.0% of net assets up to £200 million and 1.5% of net assets in excess of £200 million. In November 2021 the Company entered into an agreement with the Investment Manager to reduce fees to 1% for any assets exceeding £450 million. As these fees are based on a percentage of assets any fall in the value of net assets will result in a corresponding fall in the major expense of the Company.

The Directors have concluded that there is a reasonable expectation that the Company can continue in operation over the five year period.

### Prospects

The prospects for the Company are discussed in detail in the Outlook section of the Chair's Statement on page 4.

### For and on behalf of the Board

**Tim Woodcock**  
Chair

7 December 2023

## Board of Directors



Tim Woodcock

Status: Independent, non-executive Chair

### Skills and experience:

Tim Woodcock qualified as a Chartered Accountant at PwC. He is an experienced company director who has held a number of main board roles for both public and private companies. He also has considerable Investment Management experience – in 2008 he co-founded Oakfield Capital Partners, a private equity firm specialising in investing and developing fast growing UK smaller companies.

### Other appointments:

Tim is a Director of a number of private companies in which he holds a significant shareholding. These include Jolly Fine Pub Group Ltd, Secure Parking and Storage Ltd, and Taylor Asset Management Ltd.

### Rationale for re-election:

Tim's financial understanding and extensive board experience makes him well placed to Chair the Board of your Company. In addition, he brings extensive experience as an investor in smaller fast-growing UK companies and, as such, is well placed to review both the performance of the VCT and its Investment Manager.

### Length of service as at 30 September 2023:

4 years, 3 months

### Last elected to the Board:

7 February 2023

### Committee memberships:

Audit Committee

### Remuneration 2022/2023:

£35,250

### Relevant relationships with the Investment Manager or other service providers:

None

### Relevant relationships with investee companies:

None

### Shared directorships with other Directors:

None

### Other public company directorships (not disclosed above):

None

### Shareholding in the Company:

67,707 Ordinary shares



Charlotta Ginman

Status: Senior independent, non-executive Director

### Skills and experience:

Charlotta Ginman, FCA, qualified as a Chartered Accountant at Ernst & Young before spending a career in investment banking and commercial organisations, principally in technology and telecoms related industries. Former employers include S.G. Warburg (now UBS), Deutsche Bank, JP Morgan and Nokia Corporation.

### Other appointments:

Charlotta is a non-executive director and audit committee chair for Pacific Assets Trust plc, Keywords Studios plc and Gamma Communications plc, and also sits on the boards of Polar Capital Technology Trust plc and of Boku Inc. Given three of her six directorships are with investment companies that typically only have four or five meetings a year and take up less time than a trading company, and the three trading companies are listed on AIM rather than the Main Market and hence have less regulatory burden, she has enough time to ensure she remains as effective as needed in each of her roles as well as having spare time to devote to any unforeseen corporate issues that may arise.

### Rationale for re-election:

Charlotta has recent and relevant financial expertise with a strong accounting background which enables her to add depth to discussions around the Company's Financial Statements, comparisons to both peers and industry trends as well as being up to date on relevant governance issues.

### Length of service as at 30 September 2023:

7 years, 3 months

### Last elected to the Board:

7 February 2023

### Committee memberships:

Audit Committee

### Remuneration 2022/2023:

£30,375

### Relevant relationships with the Investment Manager or other service providers:

None

### Relevant relationships with investee companies:

Shareholder and non-executive director of Keywords Studios plc

### Shared directorships with other Directors:

None

### Other public company directorships (not disclosed above):

None

### Shareholding in the Company (including connected persons):

39,198 Ordinary shares

## Board of Directors (continued)



Jeremy Hamer

**Status: Independent, non-executive Director**  
**Chair of the Audit Committee**

### Skills and experience:

Jeremy qualified as a Chartered Accountant and went into industry after 3 years abroad with Coopers and Lybrand. Initially in finance roles he moved into general management leading a significant turnaround for a family food group. After a 5 year stint in venture capital he became a plural NED on a number of AIM company Boards as well developing a business coaching practice. Today he continues to coach.

### Other appointments:

None

### Rationale for re-election:

Jeremy has had a career of both executive and non-executive roles in the very companies in which the VCT invests, giving him considerable insight into the challenges faced by our investee companies. Much of this experience was with AIM listed companies, across an unusually wide range of sectors. His coaching experience brings listening and communication skills to board discussion, while his financial background is important in the monitoring of investee company progress as well as in his role chairing the audit committee.

### Length of service as at 30 September 2023:

13 years, 6 months

### Last re-elected to the Board:

7 February 2023

### Committee memberships:

Audit Committee (Chair)

### Remuneration 2022/2023:

£33,250

### Relevant relationships with the Investment Manager or other service providers:

None

### Relevant relationships with investee companies:

Shareholder of Access Intelligence plc

### Shared directorships with other Directors:

None

### Other public company directorships (not disclosed above):

None

### Shareholding in the Company:

30,202 Ordinary shares



Josephine Tubbs

**Status: Independent non-executive Director**

### Skills and experience:

Josephine Tubbs is an independent non-executive director, financial consultancy co-founder and a practising lawyer. Josephine has over 30 years' experience as a lawyer and regulatory adviser in the authorised funds and asset management sector having started her career in private practice. For 25 years Josephine worked as Head of Legal, initially for Framlington Group and then AXA Investment Managers (AXA IM), where she was promoted to General Secretary UK in 2020. During her time at AXA IM, Josephine served on its Executive Committee and the board of several authorised Irish investment funds and management companies. At the end of 2022 Josephine left AXA IM and co-founded Biben Capital Markets Limited, a consulting firm which provides advice and solutions in relation to securities financing/liquidity management to financial institutions. In January she took a senior lawyer position at Big Society Capital, the UK's largest social impact investor. She holds a law degree from Bristol University and qualified as a solicitor at Simmons & Simmons in 1992.

### Other appointments:

Josephine is a director of Biben Capital Markets Limited and an independent non-executive director of Dunmore Alternative Multi-Manager ICAV, an Irish umbrella investment fund authorised by the Central Bank of Ireland.

### Rationale for election:

Josephine brings both legal, regulatory and investment experience to board discussions and decisions and corporate governance expertise. She has also acted as a non-executive director for AXA IM Irish entities for several years bringing existing experience as a non-executive director on investment fund boards prior to joining the Board in May 2022.

### Length of service as at 30 September 2023:

1 year, 4 months

### Last elected to the Board:

7 February 2023

### Committee memberships:

Audit Committee

### Remuneration 2022/2023:

£28,750

### Relevant relationships with the Investment Manager or other service providers:

None

### Relevant relationships with investee companies:

None

### Shared directorships with other Directors:

None

### Other public company directorships (not disclosed above):

None

### Shareholding in the Company:

15,175 Ordinary shares

## Investment Management Team



Alex Game CFA  
Fund Manager & ESG Officer

Alex joined Unicorn in 2014 and is co-manager of the Unicorn UK Growth fund and Unicorn UK Smaller companies fund, as well as collaborating with the Investment team across Unicorn AIM VCT, AIM IHT & ISA Portfolio Service and managed accounts. As ESG Officer Alex has led the development of Unicorn's approach to responsible investing, having previously worked as a Client Advisor at Stanhope Capital with a focus on Charity clients. Alex graduated from Durham University in 2010.



Anam Ajani  
Investment Analyst

Anam joined Unicorn in 2022 and works closely with the investment team on the OEIC, AIM VCT, AIM IHT and Managed Accounts, providing research and analysis across the UK equity market. A CFA level III candidate, Anam holds an MSc in Finance and Accounting from Imperial College Business School, and was previously a Senior Analyst with J.P. Morgan Chase & Co.



Chris Hutchinson  
Director and Senior Fund Manager

Chris brings 26 years' experience of UK Smaller Companies Investing to Unicorn, collaborating with the team across Unicorn AIM VCT, Unicorn AIM IHT Service and Managed Accounts. Chris joined Unicorn in 2005 and is co-manager of Unicorn Outstanding British Companies Fund.



Cordelia Tahany  
ESG & Investment Analyst

Cordelia joined the team in 2022 having previously worked as an Investment Banking Analyst at J.P. Morgan. Cordelia works closely with Unicorn's ESG Officer and the Investment team across the OEIC, AIM VCT, IHT Portfolios and Managed Accounts. Cordelia is a Level 4 ESG Investing CFA Charter holder and CFA Level II Candidate and graduated from London School of Economics & Political Science (LSE) with a BSc in Economic History.



## Investment Management Team (continued)



Fraser Mackersie  
Fund Manager

Fraser joined Unicorn in 2008 and is co-manager of the Unicorn UK Income Strategy and Unicorn UK Growth Fund as well as collaborating with the Investment team across the OEIC, AIM VCT, AIM IHT Portfolios and Managed Accounts. Having previously held positions with F&C Asset Management and Geoghegan & Co Chartered Accountants, Fraser graduated from the University of St Andrews in 2003 with a degree in Economics and Management and is a Fellow of the Association of Chartered Certified Accountants.



Max Ormiston CFA  
Fund Manager

Max joined Unicorn in 2014 and is co-manager of the Unicorn Outstanding British Companies Fund as well as collaborating with the Investment team across the OEIC, AIM VCT, AIM IHT Portfolios and Managed Accounts. Prior to Unicorn Max worked as an investment manager with Brewin Dolphin. Max graduated from Newcastle University in 2009 with a First-Class degree.



Paul Harwood  
Non-Executive Director

Paul brings a wealth of knowledge in his capacity as a Non-Executive Director with over 40 years' investment experience. Paul has held positions at Phillips & Drew, Richards Longstaff and Mercury Asset Management/Merrill Lynch, where he was a Director, Joint Head of the European Equity Investment team and latterly the Head of the UK Smaller Companies Team.



Simon Moon  
Fund Manager

Simon joined Unicorn in 2008 and is co-manager of the Unicorn UK Income Strategy and Unicorn UK Smaller Companies Funds as well as collaborating with the Investment team across the OEIC, AIM VCT, AIM IHT Portfolios and Managed Accounts. Prior to joining Unicorn, Simon worked as a research analyst at JM Finn & Co. Stockbrokers and spent three years in the NHS graduate finance scheme.

# Directors' Report

The Directors present the twenty-second Annual Report and Audited Financial Statements of the Company for the year ended 30 September 2023 (the "Annual Report") incorporating the Corporate Governance Statement on pages 47 to 51.

## The Company

The Company, being fully listed on the London Stock Exchange, is required to comply with the Financial Reporting Council's UK Corporate Governance Code ("UK Code"). In accordance with the UK Code, the Company is required to be headed by an effective Board of Directors, providing entrepreneurial leadership within a framework of prudent and effective controls.

As stated on page 47, the Directors believe that reporting in line with the AIC Code of Corporate Governance (the "AIC Code") is most appropriate for the Company.

Under the Listing Rules and continuing obligations of the London Stock Exchange, the Directors and the Investment Manager are required to have sufficient and satisfactory experience in the management of a portfolio of investments of the size and type in which the Company proposes to invest.

## The Directors

The Board consisted of five Directors until Jocelin Harris stepped down at the AGM on 7 February 2023. All of the Directors are non-executive and are independent of the Investment Manager. The biographies of the Directors are shown on pages 36 and 37 together with their interests in the shares of the Company.

The AIC Code recommends that all directors offer themselves for re-election annually. Tim Woodcock, Charlotta Ginman, Jeremy Hamer and Josephine Tubbs will be subject to re-election by Shareholders at the forthcoming AGM on 7 February 2024.

## Dividends

An interim dividend of 3.0 pence per share was paid on 11 August 2023.

Details of the proposed final dividend are set out in the Chair's Statement on page 3.

## Share Capital

At the year-end there were 172,876,156 (2022: 164,023,203) Ordinary shares of 1p each in issue, none of which are held in Treasury. The issues and buybacks of the Company's shares during the year are shown on page 21 and in Note 13 on page 76. No shares have been bought back subsequent to the year end, therefore, at the date of this report, the Company had 172,876,156 shares in issue. All shares are listed on the main market of the London Stock Exchange.

## Directors' Indemnities and Liability Insurance

The Company has, as permitted by the legislation and the Company's Articles of Association, maintained Directors' and Officers' Indemnity insurance cover on behalf of the Directors indemnifying them against costs, charges, losses, damages and liabilities incurred for negligence, default, breach of duty, breach

of trust or otherwise in relation to the affairs of the Company or in connection with the activities of the Company. The policy does not provide cover for fraudulent or dishonest actions by the Directors. Save for the indemnity provisions contained in the Articles of Association and the Directors' letters of appointment, there are no qualifying third party indemnities.

## Companies Act 2006 and Disclosure & Transparency Rules ("DTRs") Disclosures

In accordance with Schedule 7 of the Large and Medium Size Companies and Groups (Accounts and Reports) Regulations 2008 and the DTRs, the Directors disclose the following information:

- The structure of the Company's capital is summarised above and in Note 13 and the voting rights are contained on page 51. There are no restrictions on voting rights or any agreement between holders of securities that result in restrictions on the transfer of securities or on voting rights.
- There are no securities carrying special rights with regard to the control of the Company.
- The Company does not operate an employee share scheme.
- The Company's Articles of Association and the Companies Act 2006 contain provisions relating to the appointment and replacement of Directors, amendment of the Articles of Association and powers to issue or buy back the Company's shares.
- No agreements exist to which the Company is a party that may affect its control following a takeover bid.
- There are no agreements in place between the Company and its Directors providing for compensation for loss of office in any event.

Details of the financial risk management objectives and policies of the Company together with information on exposure to credit, price, liquidity and cash flow risks are contained in Note 17 on pages 78 to 84.

The business model and strategy is included in the Strategic Report on pages 25 and 26.

## Streamlined Energy and Carbon Reporting

The Company has no direct greenhouse gas emissions to report from its operations, nor does it have responsibility for any other emissions producing sources under the Companies Act 2006 (Strategic Report and Directors' Reports) Regulations 2013.

For the same reasons, the Company considers itself to be a low energy user under the Streamlined Energy and Carbon Reporting regulations and therefore it is not required to disclose energy and carbon reports.

## Directors' Report (continued)

### Alternative Investment Funds Manager's Directive ("AIFMD")

The Company registered as a small Alternative Investment Fund Manager with the Financial Conduct Authority ("FCA") and is subject to the reduced level of requirements under the Alternative Investment Fund Manager's Regulations 2013 (SI2013/1773).

If the Company becomes "leveraged" as defined in the Regulations, or its assets exceed €500 million, it would become subject to the full requirements under the Regulations including the requirement to appoint a Depositary which may have material cost implications for the Company. The Company has no plans to become leveraged and monitors the size of the assets against the limits of AIFMD to assess any requirement to register as a full scope Alternative Investment Fund Manager.

### Outlook

The outlook is discussed in the Chair's Statement on page 4.

### Going concern

After due consideration, the Directors believe that the Company has adequate resources for a period of at least 12 months from the date of the approval of the Financial Statements and that it is appropriate to apply the going concern basis in preparing the Financial Statements. As at 30 September 2023, the Company held cash balances of £5.4 million, £7.3 million in fully listed stocks and £15.6 million in open-ended investment funds. The majority of the Company's investment portfolio remains invested in qualifying and non-qualifying AIM traded equities which may be realised, subject to the need for the Company to maintain its VCT status. The cash flow projections, covering a period of at least twelve months from the date of approving the Financial Statements, have been reviewed and show that the Company has access to sufficient liquidity to meet both contracted expenditure and any discretionary cash outflows from buybacks and dividends. The Company has no borrowings and is therefore not exposed to any gearing covenants.

### Auditor's right to information

The Directors who held office at the date of this report confirm that, so far as they are aware, there is no relevant audit information of which the Auditor is unaware. They have individually taken all the steps that they ought to have taken as Directors in order to make themselves aware of any relevant audit information and to establish that the Company's Auditor is aware of that information.

### Substantial interests

As at 6 December 2023, the Company had not been notified of any significant interest exceeding 3% of the issued share capital.

### Post balance sheet events

On 28 November 2023, the Company announced an Offer for Subscription as detailed in the Chair's Statement on page 3.

On 6 December 2023, the Court sanctioned the transaction on Abcam and proceeds amounting to \$25.9 million are expected to be received shortly.

### Annual General Meeting ("AGM") format for this year

Details of the AGM, to be held on 7 February 2024, are below and the Notice of Meeting is on pages 90 to 94. The Company intends to hold an open meeting to which Shareholders can attend in person if they wish.

A presentation will be given by the Investment Manager and, as in previous years, it is hoped that a representative of one of the investee companies will also present to the meeting.

Notice of the AGM to be held at The Great Chamber, The Charterhouse, Charterhouse Square, London EC1M 6AN is set out on pages 90 to 94 of this Annual Report and a proxy form is included with Shareholders' copies of this Annual Report.

Voting on all resolutions will be by Poll including proxy votes lodged, therefore all Shareholders are actively encouraged to submit their votes by proxy in accordance with the Notice of Meeting. The Board encourages all Shareholders to vote on the resolutions within the Notice as set out on pages 90 to 94 using the proxy form, or electronically at <https://proxy-unicorn.cpip.io/>. Shareholders are encouraged to appoint "the Chair of the Meeting" as their proxy. The Board has carefully considered the business to be considered at the AGM and recommends that Shareholders vote in favour of all the resolutions being proposed.

The Board wishes to offer Shareholders the opportunity to submit any questions they may have in advance to the Board or the Investment Manager. Please send all questions via email through the Company Secretary at [unicornaimvct@iscaadmin.co.uk](mailto:unicornaimvct@iscaadmin.co.uk). All relevant questions received will be answered and also posted on the Company's website as soon as practicable and, where possible, ahead of the proxy voting deadline.

### Broadcast of Meeting and Presentations

The Company intends to broadcast the AGM and presentation via Zoom for those Shareholders unable to attend in person. The Directors will also be in attendance during the presentation. It is anticipated that Shareholders will have an opportunity to submit questions for the Directors or Investment Manager either in advance of the presentations, by email, to [unicornaimvct@iscaadmin.co.uk](mailto:unicornaimvct@iscaadmin.co.uk) or on the day during the Presentation through the text facility in Zoom. To receive an invitation to join the Zoom presentation please email [unicornaimvct@iscaadmin.co.uk](mailto:unicornaimvct@iscaadmin.co.uk) from the email address you wish the invitation to be sent, by midday on 31 January 2024.

### Business of the AGM

The following notes provide an explanation of a number of the Resolutions that will be proposed at the meeting. Resolutions 1 to 10 will be proposed as ordinary resolutions requiring the

## Directors' Report (continued)

approval of more than 50% of the votes cast at the meeting to be passed and resolutions 11 and 12 will be proposed as special resolutions requiring the approval of at least 75% of the votes cast at the meeting to be passed. Resolutions 10 to 12 are the usual resolutions relating to the authority to issue and buyback shares and in substitution for existing authorities passed in previous years. Resolutions 10 and 11 will be used to enable the issue of shares pursuant to top-up offers should the Directors consider raising further funds to be in the best interests of the Company. The Directors believe that the proposed resolutions are in the interests of Shareholders and accordingly recommend Shareholders to vote in favour of each resolution.

### Voting rights of Shareholders

Normally at general meetings of the Company business is conducted on a show of hands, however, as stated above, at the next AGM, to take into account Shareholders not wishing to attend in person, the business will be conducted through a Poll on all resolutions. Proxy votes must be lodged with the Registrars 48 hours before the meeting, see notes on pages 92 to 94.

### Ordinary Business at the Annual General Meeting

#### Appointment of Auditors

Resolution 3 proposes the re-appointment of Johnston Carmichael LLP as the Company's External Auditor for the forthcoming year and the authority proposed under resolution 4 will authorise the Directors to determine the Auditor's remuneration.

#### Re-election of Directors

Resolutions 5 to 8 will be proposed to re-elect Tim Woodcock, Charlotta Ginman, Jeremy Hamer and Josephine Tubbs as Directors of the Company. The Board currently consists of four Directors, all of whom have extensive investment based backgrounds and both private and public company board level experience. The Board believes that they bring valuable skill, experience and expertise to the Company and all have confirmed they have sufficient time available to commit to the Company. The Board recommends that Shareholders vote in favour of the resolutions relating to their re-election. Jeremy Hamer has served in excess of nine years and has been subject to a higher degree of assessment and evaluation by the Board in recommending his re-election. A summary of the Directors' skills and experience is given in their biographies on pages 36 and 37.

### Special Business at the Annual General Meeting

#### Allotment of shares

The authority proposed under Resolution 10 will authorise the Directors to allot shares or grant rights to subscribe for or to invest in shares in the Company generally, in accordance with section 551 of the Companies Act 2006 (the "Act"), up to an aggregate nominal amount of £691,504 representing 40% of the issued share capital at the date of this report. This authority, will expire on the date falling 15 months after the passing of this resolution or, if earlier, at the conclusion of the Annual General Meeting of the Company to be held in 2025.

### Disapplication of pre-emption rights

Resolution 11 will give Directors the authority to allot shares for cash without first offering the securities to existing Shareholders in certain circumstances. The resolution proposes that the disapplication of such pre-emption rights be sanctioned in respect of the allotment of equity securities:

1. with an aggregate nominal value of up to, but not exceeding, £345,752 representing 20% of the issued share capital at the date of this report, in connection with offer(s) for subscription;
2. with an aggregate of up to 10% of the issued share capital pursuant to any dividend re-investment scheme; and
3. with an aggregate nominal value of up to, but not exceeding, 10% of the issued share capital of the Company from time to time;

in each case where the proceeds of the issue may be used in whole or in part to purchase the Company's shares in the market.

The authority conferred under this resolution, will expire on the date falling 15 months after the passing of this resolution or, if earlier, at the conclusion of the Annual General Meeting to be held in 2025.

### Authority for the Company to purchase its own shares

Resolution 12 authorises the Company to purchase up to 25,914,135 of its own shares (representing approximately 14.99% of the Company's shares in issue at the date of this Annual Report), or, if lower, such number of shares (rounded down to the nearest whole share) as shall equal 14.99% of the issued share capital of the Company at the date the resolution is passed. Purchases will be made on the open market at prices that are in accordance with the terms laid out in the Resolution. Shares will be purchased only in circumstances where the Board believes that it is in the best interests of the Shareholders generally. Furthermore, purchases will only be made at a discount to the latest announced NAV per share. The Board currently intends to cancel those shares purchased. Such authority will expire on the date falling 15 months after the passing of this resolution or, if earlier, at the conclusion of the Annual General Meeting of the Company to be held in 2025.

At the Annual General Meeting held on 7 February 2023, Shareholders gave authority for the Company to buy back a total of 14.99% or 24,448,137 of its own shares. The Company has since repurchased and cancelled 2,471,860 shares and therefore has remaining authority to repurchase 21,976,277 shares which authority will lapse at the Annual General Meeting to be held in 2024.

### By order of the Board.

### ISCA Administration Services Limited

Company Secretary

7 December 2023

# Directors' Remuneration Report

## Annual Remuneration Report

The purpose of this Report is to demonstrate the method by which the Board has implemented the Company's Remuneration Policy (see page 46) and provide Shareholders with specific information in respect of the Directors' remuneration. A resolution to approve the Remuneration Report will be put forward at the AGM to be held on 7 February 2024, where Shareholders will have an advisory vote on the approval of the Report.

This Directors' Remuneration Report has been prepared by the Directors in accordance with the Companies Act 2006. The Company's Independent Auditor is required to give its opinion on the specified information provided on Directors' emoluments (see below) and this is explained further in their report to Shareholders on pages 56 to 62. Shareholders are encouraged to vote on the Remuneration Report annually at the AGM and on the Remuneration Policy at least every three years. The Board will take Shareholders' views into consideration when setting remuneration.

## Statement from the Chair of the Board in relation to Directors' Remuneration Matters

The Board is mindful of its obligation to set remuneration at levels which will attract and maintain an appropriate calibre of individuals whilst simultaneously protecting the interests of Shareholders.

During the year to 30 September 2023, the Board reviewed its existing remuneration levels, having considered the remuneration payable to non-executive directors of comparable VCTs, the demand for non-executive directors within the financial sector and the increasing regulatory requirements with which the sector is required to comply. Following this review, the Board agreed to increase Directors' fees from 1 October 2023, as shown on page 46. As with any Board comprised solely of non-executive directors it is not possible for a Director to abstain from any discussion or decision concerning their own fees. Directors' remuneration consists of a base fee for all Directors and each Director participated in the process of setting the level of this fee. Additional fees were then set for specific roles and the individual Directors did not participate in setting any additional fee for their own specific role. The Board considers that this process is consistent with the spirit of the AIC Code on the setting of Directors' fees.

At the Annual General Meeting held on 7 February 2023, the following votes were cast on the Poll voting on the Remuneration Report:

	Number of votes	% of votes cast
For	7,836,005	95.58
Against	362,272	4.42
<b>Total votes cast</b>	<b>8,198,277</b>	<b>100.00</b>

The Remuneration Policy was last approved by the Shareholders at the Annual General Meeting held on 7 February 2023. A resolution to approve the policy for a further three years will be proposed at the AGM to be held in 2026.

Votes cast on a Poll at the Annual General Meeting held on 7 February 2023 on the resolution were as follows:

	Number of votes	% of votes cast
For	7,753,434	95.33
Against	380,047	4.67
<b>Total votes cast</b>	<b>8,133,481</b>	<b>100.00</b>

## Directors' interests (audited information)

The Directors' interests, including those of connected persons in the issued share capital of the Company are outlined below. There is no minimum holding requirement that the Directors need to adhere to.

Director	30 September 2023		30 September 2022	
	Shares	% of share capital	Shares	% of share capital
Tim Woodcock	67,707	0.04	30,663	0.02
Charlotta Ginman	39,198	0.02	39,198	0.02
Jeremy Hamer	30,202	0.02	30,202	0.02
Josephine Tubbs	15,175	0.01	nil	–

There have been no changes in the Directors' interests since 30 September 2023. No options over the share capital of the Company have been granted to the Directors.

Details of the Directors' remuneration are disclosed below and in Note 5 on page 71.

## Directors' Remuneration Report (continued)

### Pensions (audited information)

None of the Directors receives, or is entitled to receive, pension benefits from the Company.

### Share options and long-term incentive schemes (audited information)

The Company does not grant any options over the share capital of the Company nor operate long-term incentive schemes.

### Relative spend on pay

The table below sets out:

- the remuneration paid to the Directors; and
- the distributions made to Shareholders by way of dividends paid in the financial year ended 30 September 2023 and the preceding financial year.

There were no share buy-backs for Treasury.

	Year ended 30 September 2023		Year ended 30 September 2022		Year ended 30 September 2021		Year ended 30 September 2020	
	Change %	£	Change %	£	Change %	£	£	
Total remuneration	4.9	138,693	11.7	132,169	(8.8)	118,300	129,751	
Dividends paid (Note 7)	(84.7)	10,945,000	650.2	71,701,000	6.5	9,557,000	8,974,000	

### Directors' emoluments (audited information)

The total emoluments in respect of qualifying services of each person who served as a Director during the year are as set out in the table below. The Company does not have any schemes in place to pay bonuses or benefits to any of the Directors in addition to their Directors' fees. Tim Woodcock, Charlotta Ginman and Jeremy Hamer are entitled to a higher fee due to their roles as Chair, Senior Independent Director and Audit Committee Chair, respectively.

	Year ended 30 September 2023		Year ended 30 September 2022		Year ended 30 September 2021		Year ended 30 September 2020	
	Change %	£	Change %	£	Change %	£	£	
Tim Woodcock (Chair)	4.4	35,250	3.2	33,750	12.6	32,700	29,042	
Charlotta Ginman* (Senior Independent Director)	11.5	30,375	4.0	27,250	2.2	26,200	25,625	
Jeremy Hamer (Audit Committee Chair)	4.7	33,250	3.4	31,750	5.9	30,700	29,000	
Josephine Tubbs** (Independent Director)	197.3	28,750	N/A	9,669	N/A	–	–	
Jocelin Harris*** (Senior Independent Director)	(62.8)	11,068	3.7	29,750	1.8	28,700	28,188	
Peter Dicks****	N/A	–	N/A	–	N/A	–	17,896	
		138,693		132,169		118,300	129,751	
Expenses†		–		–		–	160	
		138,693		132,169		118,300	129,911	

\* Appointed as Senior Independent Director from 7 February 2023.

\*\* Appointed 24 May 2022.

\*\*\* Retired 7 February 2023.

\*\*\*\* Retired 18 May 2020.

† Travel and other expenses may be considered as taxable benefits for Directors.

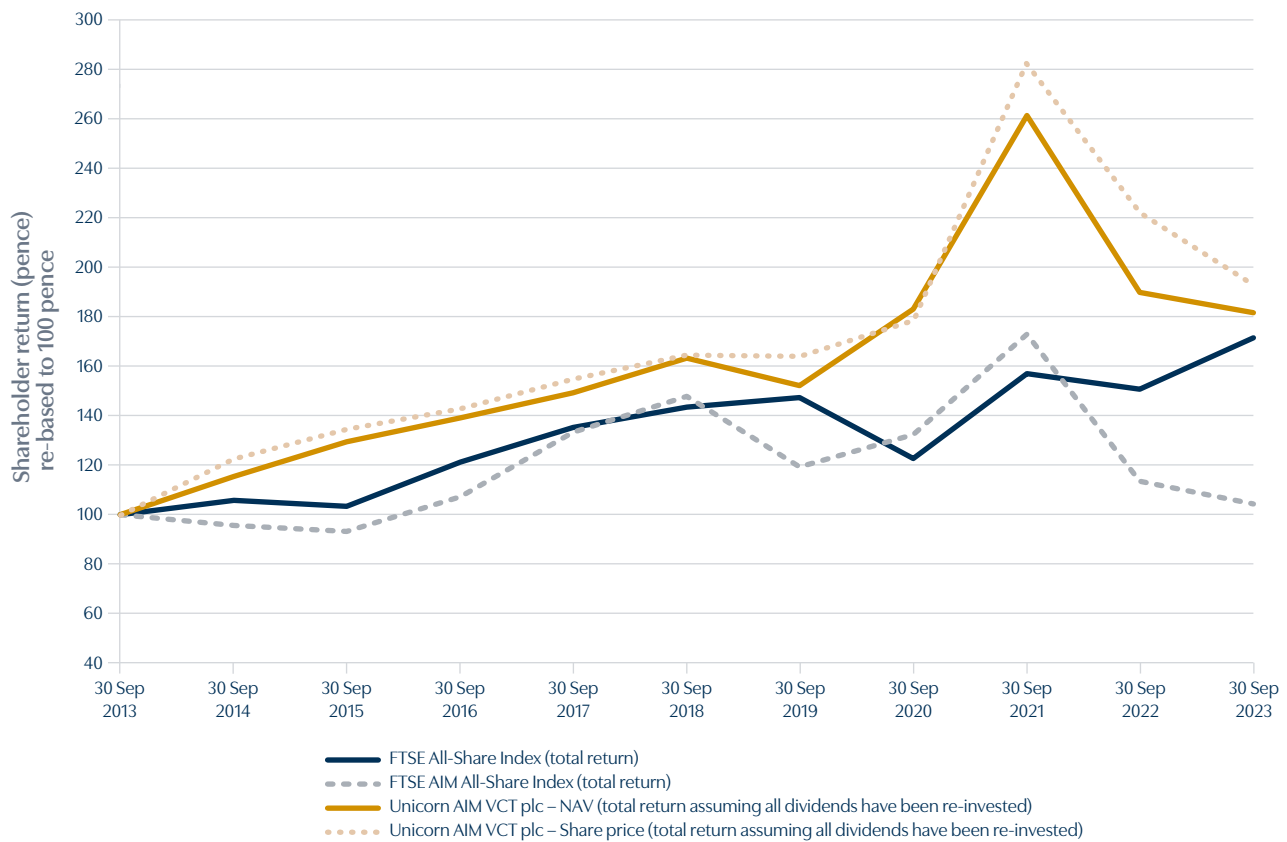
## Directors' Remuneration Report (continued)

### Total Shareholder return performance graph

The following graph charts the total cumulative shareholder return of the Company since 30 September 2013 (assuming all dividends are re-invested) compared to the total cumulative shareholder return of both the FTSE All-Share and the FTSE AIM All-Share Indices. These indices represent the broad equity market against which investors can measure the performance of the Company and are thus considered the most appropriate benchmarks. The NAV total return per share has been shown separately in addition to the information required by law because the Directors believe it is a more accurate reflection of the Company's performance.

In the graph, the total Shareholder return figures have been rebased to 100 pence.

### Total cumulative annual Shareholder return since the merger compared to the total return of the FTSE All-Share and FTSE AIM All-Share indices Ordinary shares



An explanation of the performance of the Company is given in the Strategic Report on pages 2 to 35.

## Directors' Remuneration Report (continued)

### Remuneration Policy

As the Board consists entirely of non-executive Directors it is considered appropriate that matters relating to remuneration are considered by the Board as a whole, rather than a separate remuneration committee. The remuneration policy is set by the Board, which reviews the remuneration of each of the Directors, and considers at least annually whether the remuneration policy is fair and in line with comparable VCTs.

When considering the level of the Directors' remuneration, the Board reviews existing remuneration levels elsewhere in the Venture Capital Trust sector and other relevant information. It considers the levels and make-up of remuneration which need to be sufficient to attract, retain and motivate directors of the quality required to oversee the running of the Company.

The remuneration levels are designed to reflect the duties and responsibilities of the roles and the amount of time spent in carrying these out. The Board will obtain independent advice where it considers it necessary. No such advice was taken during the year under review. This policy will be applied when agreeing the remuneration of any new Director.

A resolution approving the Remuneration Policy was passed at the Annual General Meeting in January 2023 and will remain valid until the Annual General Meeting in 2026.

### Basis of Remuneration

All of the Directors are considered to be independent and non-executive and it is not considered appropriate to relate any portion of their remuneration to the performance of the Company and performance conditions have not been set in determining their level of remuneration. As the Company has no employees, it is not possible to take account of the pay and employment conditions of employees when determining the levels of the Directors' remuneration. This approach to remuneration would also be used when recruiting any new directors. The Company's Articles of Association limit the aggregate amount that can be paid to the Directors in fees to £200,000 per annum.

The table below shows the expected maximum payment that will be received per annum by each Director for the year to 30 September 2024.

Role	2024*	2023	% Increase
Non-executive Director basic fee	30,500	28,750	6.1
Additional fees			
– Chair	7,000	6,500	7.7
– Chair of Audit Committee	5,500	4,500	22.2
– Senior Independent Director	3,000	2,500	20.0

\* Following a review of fees payable to Directors, the Board has approved an increase for each of the current Directors with effect from 1 October 2023 to the amounts shown above, an increase of 6.1% of basic fees. Increases in relation to additional fees are shown in the table above.

The remuneration policy is stated above.

### Terms of Appointment

All of the Directors are non-executive and none of the Directors has a service contract with the Company.

All Directors receive a formal letter of appointment setting out the terms of their appointment, the powers and duties of Directors and the fees pertaining to the appointment. Appointment letters for new Directors contain an assessment of the anticipated time commitment of the appointment and Directors are asked to undertake that they will have sufficient time to carry out what is expected of them and to disclose their other significant commitments to the Board before appointment. Copies of the letters appointing the Directors are made available for inspection at each General Meeting.

A Director's appointment may be terminated forthwith on notice being given by the Director or the Company and in certain other circumstances. No arrangements have been entered into between the Company and the Directors to entitle any of the Directors to compensation for loss of office.

### By order of the Board

#### ISCA Administration Services Limited

Company Secretary

7 December 2023



## Corporate Governance Statement

The Directors have adopted the AIC Code published in February 2019 for the financial year ended 30 September 2023. The AIC Code addresses the principles and provisions set out in the UK Code as well as setting out additional principles and recommendations on issues that are of specific relevance to the Company.

The Board considers that reporting against the principles and recommendations of the AIC Code, and by reference to the AIC Guide as outlined above, will provide the most appropriate information to Shareholders.

The AIC Code was endorsed in February 2019 by the Financial Reporting Council ("FRC") which has confirmed that in complying with the AIC Code, the Company will meet its obligations in relation to the UK Code. The AIC Code is available online at: [www.theaic.co.uk](http://www.theaic.co.uk). A copy of the UK Code can be found at: [www.frc.org.uk](http://www.frc.org.uk).

This statement has been compiled in accordance with the FCA's Disclosure and Transparency Rule (DTR) 7.2 on Corporate Governance Statements.

The Board considers that the Company has complied fully with the AIC Code and the relevant provisions of the UK Code, as set out below.

As an investment company managed by third parties, the Company does not employ a chief executive, nor any executive directors. The systems and procedures of the Investment Manager and the Administrator, the provision of VCT monitoring services by PwC, and the annual statutory audit as well as the size of the Company's operations, gives the Board confidence that an internal audit function is not appropriate. The Company is therefore not reporting further in respect of these areas.

### The Board

Following the retirement of Jocelin Harris, at the AGM on 7 February 2023, the Board consists of four non-executive Directors. Each brings a range of relevant expertise, experience and judgement to the Board. Charlotta Ginman is the Senior Independent Director. The Directors believe that this structure is right for the Company given its current size and the nature of its business.

Should Shareholders wish to contact the Board they should initially contact the Company Secretary. Shareholders may then contact the Senior Independent Director, through the Company Secretary, if they have concerns which have failed to be resolved through the Chair or Investment Manager or where such contact is inappropriate.

Details of the Directors' other significant time commitments are disclosed on pages 36 and 37 of this Annual Report.

All the Directors are equally responsible under the law for the proper conduct of the Company's affairs. In addition, the Directors are responsible for ensuring that their policies and operations are

in the best interests of all the Company's Shareholders and that the best interests of creditors and suppliers to the Company are properly considered.

Matters specifically reserved for decision by the Board have been defined. These include compliance with the requirements of the Companies Act, the UK Listing Authority, AIFMD, the London Stock Exchange and UK Accounting Standards; changes relating to the Company's capital structure or its status as a public limited company; Board and committee appointments and terms of reference of committees; material contracts of the Company and contracts of the Company not in the ordinary course of business. The Board as a whole considers management engagement, nomination and remuneration matters rather than delegating these to committees, as all of the current Directors are considered independent of the Investment Manager. Management engagement matters include an annual review of the Company's service providers, with a particular emphasis on reviewing the Investment Manager in terms of investment performance, quality of information provided to the Board and remuneration. The Board as a whole considers Board and Committee appointments and the remuneration of individual Directors.

A procedure has been adopted for individual Directors, in the furtherance of their duties, to take independent professional advice at the expense of the Company. The Directors also have access to the advice and services of the Company Secretary, who is responsible to the Board for ensuring board procedures are followed. Both the appointment and removal of the Company Secretary is a matter for the Board as a whole. Where Directors have concerns which cannot be resolved about the running of the Company or a proposed action, they are asked to ensure that their concerns are recorded in the Board minutes. If ultimately a Director feels it necessary to resign, a written statement should be provided to the Chair, for circulation to the Board.

### Directors' attendance at Board and Committee meetings

The table below details the formal Board and Audit Committee meetings attended by the Directors during the year. Four regular Board meetings and four Audit Committee meetings were held during the year with additional ad-hoc meetings being held where necessary. In addition, quarterly valuation meetings were held to consider the valuation of unquoted securities in the Company's portfolio. The Directors also held a strategy meeting during the year, without the service providers attending.

Director	Board	Audit Committee
Tim Woodcock	4/4	4/4
Charlotta Ginman	4/4	4/4
Jeremy Hamer	4/4	4/4
Jocelin Harris*	2/2	2/2
Jospehine Tubbs	4/4	4/4

\* retired 7 February 2023

## Corporate Governance Statement (continued)

### Tenure

All Directors are subject to election by Shareholders at the first AGM following their appointment.

In terms of overall length of tenure, the AIC Code does not explicitly make recommendations on tenure for Directors. However, it does state, circumstances which are likely to impair or could appear to impair, a non-executive Director's independence include, but are not limited to, whether a Director has served on the board for more than nine years from the date of their first appointment. The Board does not believe that a Director should be appointed for a finite period. The AIC Code does recommend that it should have a policy on tenure of its Chair and the Company has adopted a nine year maximum tenure policy for its Chair.

Jeremy Hamer has served longer than nine years, however, the Board considers that he remains independent of the Investment Manager as he continues to offer independent, professional judgement and constructive challenge to the Investment Manager. In accordance with the AIC Code, all Directors will offer themselves for re-election annually or election at their first AGM. The Board's succession planning is discussed on page 34.

Director	Date of appointment
Tim Woodcock	10 June 2019
Charlotta Ginman	14 July 2016
Jeremy Hamer	9 March 2010
Josephine Tubbs	24 May 2022

### Independence of Directors

The Board has considered whether each Director is independent in character and judgement and whether there are any relationships or circumstances which are likely to affect, or could appear to affect, the Director's judgement and has concluded that, all of the Directors are independent of the Investment Manager. The Directors' shareholdings in the Company's investee companies are shown on pages 36 and 37.

The Directors who were independent of each potential conflict noted above, considered the circumstances and agreed that all of the relevant Directors in each case remained independent of the Investment Manager. This is because these relationships were not of a material size to their assets and other business activities nor to those of the Company. There are no other contracts or investments in which the Directors have declared an interest.

The above potential conflicts, along with other potential conflicts, have been reviewed by the Board in accordance with the procedures under the Articles of Association and applicable

rules and regulations and have been authorised by the Board in accordance with these procedures. The Articles allow the Directors not to disclose information relating to a conflict where to do so would amount to a breach of confidence. The Board places great emphasis on the requirement for the Directors to disclose their interests in investments (and potential investments) and has instigated a procedure whereby a Director declaring such an interest does not participate in any discussions or decisions relating to such investments. The Directors inform the Board of changes to their other appointments as necessary. The Board reviews the authorisations relating to conflicts quarterly.

Appointment letters for new Directors include an assessment of the expected time commitment for each Board position and new Directors are asked to give an indication of their other significant time commitments. The Board has adopted a formal process of recruitment when seeking the appointment of new Directors.

The Board aims to include a balance of skills and experience that the Directors believe to be appropriate to the management of the Company. The Chair fully meets the independence criteria as set out in the AIC Code. The effectiveness of the Board and the Chair is reviewed annually as part of the internal control process led by the Senior Independent Director.

During the year, a review of the Directors, the Board and the Audit Committee was undertaken through a questionnaire completed by each Director. The responses were reviewed by the Chair and discussed by Directors at their strategy day. It was concluded that the composition and performance of the Board was effective, and that the open culture of the Board facilitated a full and wide-ranging discussion in meetings and led to a collegiate approach on all matters. The Directors monitor the continuing independence of the Chair and inform him of their discussions.

All of the Directors are involved at an early stage in the process of structuring the launch of any Offers for Subscription that may be agreed by the Board.

### Diversity

The Directors are aware of the need to have a Board which, as a whole, comprises an appropriate balance of skills and experience combined with diversity of thinking, perspective and background. Any Board appointment will be based on merit against the required criteria, the current and future needs of the Company and having regard to the diversity criteria under the Listing Rules. The Board place great importance on diversity and independent thinking when assessing its composition although being externally managed and comprising of only four non-executive directors there is reduced scope to fully comply with the requirements.

## Corporate Governance Statement (continued)

The Board is required to disclose their compliance in relation to the targets on board diversity set out under paragraph 9.8.6R (9) of the Listing Rules which are as follows:

1. at least 40% of the individuals on the Board of Directors are women;
2. at least one of the senior positions on the Board of Directors is held by a woman; and
3. at least one individual on the Board of Directors is from a minority ethnic background.

The table below sets out the composition of the Board at the year-end based on the prescribed criteria.

Gender Identity	Number of Board members	Percentage of the Board	Number of senior positions on the Board
Men	2	50%	1
Women	2	50%	1
<b>Ethnic Background</b>			
White British or other White (including minority-white groups)	4	100%	100%
Mixed/Multiple Ethnic Groups	–	–	–
Asian/Asian British	–	–	–
Black/African	–	–	–
Other ethnic group including Arab	–	–	–
Not specified/ prefer not to say	–	–	–

The Board therefore meets the criteria under parts 1 and 2 above, with 50% of the Board being female and Charlotta Ginman being the SID.

Although not currently meeting the requirement that one Director should be from an ethnic minority background the Board will be mindful of this in any future recruitment, providing a suitable candidate possesses the key skills and experience required for the position. Charlotta Ginman, the Senior Independent Director, is Finnish which although not categorised as an ethnic minority under the regulations provides additional diversity to the Board.

More details on the Directors can be found in the Board of Directors section on pages 36 and 37.

### Management

#### Investment Manager

Unicorn Asset Management Limited ("UAML") was appointed as Investment Manager to the Company on 1 October 2001. This agreement was amended on 9 March 2010, 12 April 2010, 1 October 2018 and again on 18 November 2021. Under the terms of the Company's Investment Management Agreement ("IMA"), the Investment Manager is empowered to give instructions in relation to the management of investments and other assets including subscribing, purchasing, selling and otherwise dealing in qualifying and non-qualifying investments and to enter into and perform contracts, agreements and other undertakings that are necessary to the carrying out of its duties under the Agreement in accordance with specific written arrangements laid down by the Board. Board approval is required before any investment is made or realised in unquoted investments.

At 30 September 2023, officers and employees of the Investment Manager held 1,513,695 shares in the Company.

The Investment Manager has adopted a proactive approach to vote at all general meetings of investee companies. Institutional Shareholder Services have been engaged by the Investment Manager to advise on voting matters in accordance with their Proxy Voting Guidelines with particular focus on Environmental, Social, and Governance criteria. In reaching a final decision on voting, the aims and objectives of the Company will take precedence. The Investment Manager has voted against 9% of resolutions during the year, largely relating to Board independence, remuneration packages and governance.

The Directors regularly review the investment performance of the Investment Manager. Terms of the IMA and policies covering key operational issues are reviewed with the Investment Manager at least annually. The Board believes that the continued appointment of the Investment Manager remains in Shareholders' best interests and the investment criteria remain appropriate. Furthermore, the Board remains satisfied with the Investment Manager's investment performance. For a summary of the performance of the Company please see the Investment Manager's Review, Top Ten Holdings and the Investment Portfolio Summary on pages 5 to 20, the Financial Highlights on page 1 and the Financial Performance Review on pages 21 and 22. Details of the management fee arrangements with the Investment Manager are set out in Note 3 to the accounts on pages 70 and 71. The Board and the Investment Manager aim to operate in a co-operative and open manner while the Board maintains its oversight obligations.

## Corporate Governance Statement (continued)

### Company Secretary and Company Administrator

ISCA Administration Services Limited was appointed as the Company Secretary and Administrator under a contract dated 1 September 2014. The fees paid are shown in Note 4 on page 71.

### Corporate Broker

The Company has retained Panmure Gordon (UK) Limited as its corporate broker.

### Internal controls

The Board is responsible for the Company's internal control and risk management systems. It has delegated the monitoring of these systems, on which the Company is reliant, to the Audit Committee (the "Committee").

Internal control systems are designed to manage the particular needs of the Company and the risks to which it is exposed and can by their nature only provide reasonable and not absolute assurance against material misstatement or loss. They aim to ensure the maintenance of proper accounting records, the reliability of published financial information and the information used for business making decisions and that the assets of the Company are safeguarded.

The Committee has put in place procedures for identifying, evaluating and managing the significant risks faced by the Company. As part of this process an annual review of the control systems is carried out in accordance with the Internal Control: Revised Guidance for Directors as issued by the Financial Reporting Council. The review covers consideration of the key business, operational, compliance and financial risks facing the Company. Each risk is considered with regard to: the controls exercised at Board or Committee level; reporting by service providers and controls relied upon by the Board or Committee; exceptions for consideration by the Board or Committee; responsibilities for each risk and its review period; and risk rating. Investment risk is managed to the Board or Committee's satisfaction by the Investment Manager, primarily through the medium of a diversified portfolio; this approach is described in more detail in the Investment Manager's Review.

The Committee reviews a schedule of key risks at each Committee meeting which identifies the risks, controls and deficiencies that have arisen in the quarter, and any action to be taken. Each quarter, the Committee reviews the management accounts, and Annual or Half-Yearly Reports arising there from, prepared by the Company Secretary and Administrator.

The main aspects of the internal controls which have been in place throughout the year in relation to financial reporting are:

- the valuations prepared by the Investment Manager are entered into the accounting system and reconciled by the Administrator. Controls are in place to ensure the effective segregation of these two tasks;
- the Administrator cross-checks the monthly valuations of Listed and AIM companies to an independent data source;
- an independent review of the unquoted investment valuations is conducted quarterly by the Board;
- bank reconciliations are carried out daily by the Administrator;
- the Board has procedures in place for the approval of expenses and payments to third parties;
- the Committee reviews the monthly investment and net asset value reports, quarterly management accounts and underlying notes to those accounts, and other RNS announcements as necessary;
- the Annual and Half-Yearly Reports are reviewed separately by the Committee prior to consideration by the Board; and
- the Board reviews all financial information prior to publication.

The Board has delegated contractually to third parties, the management of the investment portfolio, the day to day accounting, company secretarial and administration requirements and the custody and registration services. Each of these contracts was entered into after full and proper consideration by the Board. The annual review includes a consideration of the risks associated with the Company's contractual arrangements with third party suppliers. The Board monitors and evaluates the performance of each of the service providers. The Committee also considers on an annual basis whether it is necessary for the Company to establish its own internal audit function. For the year under review, the Committee has determined that the Company does not require a separate internal audit function given that internal control reports are received from the Company's service providers, which the Committee relies upon to satisfy itself that sufficient and appropriate controls are in place.

The procedure for regular interim and full year reviews of control systems has been in place and operational throughout the year under review. The last formal annual review took place on 23 November 2023. The Board has identified no issues with the Company's internal control mechanisms that warrant disclosure in the Annual Report.

## Corporate Governance Statement (continued)

### Further Disclosures

#### Amendment of the Company's Articles of Association

The Company may amend its Articles of Association by special resolution in accordance with section 21 of the Companies Act 2006.

### Share capital and voting rights

Details of the Company's share capital can be found on page 40 and in Note 13 and there are no reported substantial shareholdings. The voting rights of Shareholders are set out below:

Each Shareholder has one vote on a show of hands, and on a Poll one vote per share held, at a general meeting of the Company. No member shall be entitled to vote or exercise any rights at a general meeting unless all their shares have been paid up in full. Any instrument of proxy must be deposited at the place specified by the Directors no later than 48 hours before the time for holding the meeting. As stated above, voting at the 2024 AGM will be undertaken on a Poll on all Resolutions.

As detailed in the Company's Articles of Association, the shares in issue rank equally in all respects and are entitled to dividends paid out of distributable reserves and the net income derived from the assets of the Company and, in the event of liquidation, any surplus arising from the assets.

Shareholders may, if they so wish, arrange for their shares to be held via a nominee or depository where they retain all financial rights, but not voting/AGM attendance rights, carried by the Company's shares.

### Powers of the Directors

In addition to the powers granted to the Directors by Company Law and the Articles of Association, the Directors obtain authority from Shareholders to issue a limited number of shares, dis-apply pre-emption rights and purchase the Company's own shares. Further details can be found in the Directors' Report on page 42.

### Relations with Shareholders

Communication with Shareholders is considered a high priority.

All Shareholders are entitled to receive a copy of the Annual Report. Shareholders are encouraged to agree to receive these electronically. The Board invites communications from Shareholders and usually there is an opportunity to question the Directors, the Chair of the Audit Committee and the

Investment Manager at the AGM. For the 2024 AGM, Shareholders have been requested to submit questions by email to [unicornaimvct@iscaadmin.co.uk](mailto:unicornaimvct@iscaadmin.co.uk).

The Company's website can be accessed by going to: [www.unicornaimvct.co.uk](http://www.unicornaimvct.co.uk).

The Board as a whole approves the contents of the Annual and Half-Yearly Reports, voluntary interim management statements, circulars, and other Shareholder communications in order to ensure that they present a fair, balanced and understandable assessment of the Company's position and prospects and the risks and rewards to which Shareholders are exposed through continuing to hold their shares.

For the AGM, all proxy votes are counted to ensure all Shareholders, whether present at the AGM or not, are able to vote on the resolutions. At the AGM the Chair will call a Poll for voting on all resolutions. The proxy votes cast, together with any votes polled in the meeting room will be used to decide each resolution. The Poll voting will be declared and the results published on the Stock Exchange RNS system and the Company's website.

The Notice of the Annual General Meeting is included in this Annual Report and is sent to Shareholders at least 21 days before the meeting. Shareholders wishing to contact the Board should direct their communications to the Company Secretary and any questions will be passed to the relevant Director or the Board as a whole.

### By order of the Board

#### ISCA Administration Services Limited

Company Secretary

7 December 2023

## Audit Committee Report

I chair the Committee and it comprises all members of the Board. It is the Company's policy to include all members of the Board on the Committee to ensure clear communication and to enable all Directors to be kept fully informed of any issues that may arise. I attended a number of audit briefings throughout the year with the Investment Manager, Administrator, the Registrar and the External Auditor as appropriate, on several key issues and reported back to the Committee accordingly. The Board has satisfied itself that at least one member of the Committee has recent and relevant financial experience in the sector in which the Company operates and that the Committee has sufficient resources to undertake its duties. All Board members are independent of the Investment Manager.

The Committee met four times this year in person and its responsibilities are set out in its terms of reference, which are reviewed annually and are available on the Company's website ([www.unicornaimvct.co.uk](http://www.unicornaimvct.co.uk)) or can be requested from the Company Secretary, who, along with the External Auditor, updates the Committee with changes in relevant legislation. Quarterly meetings are held face to face and supplementary meetings are also held by telephone or other electronic means. Meetings are minuted by the Company Secretary.

During the year under review, the Members of the Committee have:

- reviewed several iterations of the Company's Annual Report and Half-Yearly Report and assessed them against the AIC Code to ensure that relevant disclosures have been included and to ensure that both narrative and financial figures reflect accurately the position of the Company;
- reviewed its terms of reference to ensure that they are compliant with the best practice guidance issued by the Institute of Chartered Secretaries and Administrators on Audit Committees;
- introduced the new Auditor into their role and reviewed and approved the External Auditor's terms of engagement, remuneration and independence;
- reviewed the External Auditor's audit strategy for auditing the Company's Annual Report;
- reviewed the effectiveness of the external audit process against specific criteria;
- having significantly upgraded the risk monitoring processes last year we have re-assessed all risks on a quarterly basis during the year – please refer to later in this report;

- reviewed the internal controls of our service providers;
- reviewed the capital adequacy of the Investment Manager;
- reviewed the year's activities with the Investment Managers governance adviser who provides advice and support in relation to FCA compliance;
- reviewed the report produced by PwC biannually on the Company's compliance with the VCT status tests;
- reviewed the custody arrangements in place to confirm title to investments;
- reviewed the processes of the administrator;
- reviewed unquoted valuations on a quarterly basis;
- reviewed the cyber security of the Company and its service providers; and
- visited the registrar and receiving agents offices in Huddersfield meeting the team and reviewing their internal processes and controls.

### 1. Financial Reporting (valuation of investments)

#### Financial Statements

The Committee has responsibility for reviewing the financial statements and reporting to the Board on any significant issues. Any issues would be discussed with the External Auditor and Administrator at the audit planning meeting prior to the year end and at the completion of the audit of the financial statements. No conflicts arose between the Committee and the External Auditor in respect of their work during the year.

The key accounting and reporting issues considered by the Committee were:

#### *Valuation of the Company's quoted and unquoted investments*

Valuations of listed, AIM quoted and unquoted investments are prepared by the Investment Manager. All listed and AIM quoted valuations are independently checked by the Administrator. The IPEV valuation guidelines (updated in December 2022) require the Investment Manager to update the valuation model for each unquoted investment individually, with the latest available information from the company itself and market data and to update the valuations accordingly. All unquoted investments are reviewed on a quarterly basis.

The Committee has reviewed the peer benchmarking, recent transactions data and the particular importance of the discount level to reflect the lack of liquidity in unquoted shares and, where appropriate, recommended revised valuations to the Board. The Committee paid particular attention to the methodology and

## Audit Committee Report (continued)

process for valuing these investments to ensure that the resulting valuation was appropriate and in accordance with IPEV valuation guidelines. The formal quarterly reviews are supplemented with additional reviews should material new information become available. The Committee also discussed the controls in place over the valuation of the quoted investments and the judgements made when considering if any losses on investments held should be treated as realised and considered that further permanent impairment was necessary, as detailed in note 9. It should be noted that following the sale last year of Interactive Investor the value of unquoted investments has fallen back to c12% of the portfolio.

The Committee recommended the investment valuations to the Board for approval, which the Board accepted.

### *Revenue Recognition*

The revenue generated from dividend income and loan stock interest has been considered by the Committee. The Committee has considered the controls in place at the Custodian over the recognition of dividends from quoted investments and the review undertaken by the Administrator to ensure that amounts received are in line with expectations. Dividend income is recognised in our revenue statement as soon as the payer declares itself 'ex div.'

### *Completeness and control of expenditure*

The Committee reviewed the process in place for managing the Company's expenditure. It noted that, in accordance with agreed policy, all payments over £7,500 have been authorised by at least one Director and any payments under this threshold have been authorised by the Administrator.

### *Going Concern and Viability Statement*

The Committee monitors the Company's resources at each of its quarterly meetings to assess whether the Company has adequate financial resources to remain in operation. This includes a review of both cash balances and readily realisable investments. Prior to the release of the Half-Yearly and Annual Reports the Committee reviews a 3 year cash flow forecast. The Committee is satisfied both as to the Company being a going concern for the next 12 months and to its viability over the longer term.

## 2. Internal Controls and Risk Management

### *Key internal controls*

The key internal controls document is reviewed by the Committee at least annually. The Committee considers the implication of the risks to each stakeholder group, the relevant controls in place and the level of impact each risk has on the Company. In addition, the

Committee receives a quarterly risk summary from the Company Secretary and reviews for any issues or changes in the level of risk in the period.

On each occasion that we have reviewed our risk register during this year adjustments have been made usually increasing the concern surrounding our identified risks. However we also this year removed 'Brexit' from our risk register feeling our new 'place in the world' had been established for better or worse.

### *Compliance with VCT Tests (Tax Compliance)*

The Company has retained PwC to advise on an ongoing basis its compliance with the legislative requirements relating to VCTs.

PwC reviews new investment proposals as appropriate and carries out biannual reviews of the Company's investment portfolio from a VCT regulation perspective, presenting their findings at a meeting. The Committee is very aware of the importance of compliance in this context.

PwC presents its Report to the Committee at the meetings covering the Half-Yearly and Annual Reports where the Committee will ask questions, discuss and approve the report in advance of releasing the results.

### *Compliance, whistleblowing and fraud*

During the year, the Committee received no reports from the Investment Manager regarding money laundering, whistleblowing or fraud impacting the Company. This was also confirmed by the Registrar.

The Committee Chair has spoken to the Investment Manager's external compliance officer during the year to discuss any compliance and governance concerns at the Investment Manager. There were no issues to report.

### *Anti-Bribery Policy*

The Company has maintained a zero-tolerance approach to bribery. A summary of the anti-bribery policy can be found on page 34 of this report and on the Company's website. A full copy can be obtained from the Company Secretary by sending an email to: [unicornaimvct@iscaadmin.co.uk](mailto:unicornaimvct@iscaadmin.co.uk).

### *Cyber Security*

The Committee has continued discussions with all service providers regarding cyber. Both Unicorn Asset Management and ISCA continue to take advice and action to reduce the likelihood of attack and data breach. In addition, control reports were received from the Registrar. This focus continues.

## Audit Committee Report (continued)

### 3. Audit

#### Internal Audit

The Committee has not seen the need to introduce an internal audit other than the work done by the Committee itself. The justification for this decision is given in the Corporate Governance Statement on page 47.

#### Relationship with the External Auditor

For the first time since the formation of the VCT we made an auditor change this year following the AGM in February 2023. Johnston Carmichael LLP have used the time since then to familiarise themselves with our business in preparation for this year's audit. The External Auditor attended the audit strategy Committee Meeting and the Committee Meeting that considered the Annual Report.

The Committee has also undertaken a review of the audit proposal received from the external auditor and assessed the effectiveness of the audit process. When assessing the effectiveness of the process for the year under review, the Committee considered whether the Auditor has:

- demonstrated strong technical knowledge and a clear understanding of the business;
- indicated professional scepticism in key judgements, particularly around unquoted valuations, and raised any significant issues in advance of the audit process commencing;
- fielded an audit team that is appropriately resourced;
- demonstrated a proactive approach to the audit planning process, engaging with the Committee Chair and other key individuals;
- provided a clear explanation of the scope and strategy of the audit;
- an expectation of clear and prompt communication with the members of the Committee, the Administrator and the Investment Manager and produces comprehensive reports on its findings;
- the ability to meet timetables set by the Company;
- maintained independence and objectivity; and
- charged justifiable fees in light of the scope of services provided. (These were agreed for 2023 as part of the tender process.).

#### Non-audit services

The Committee has reviewed the implications of the Financial Reporting Council's (FRC) Revised Ethical Reporting Standard 2019 and as a result has decided to contract other third-party suppliers to carry out these duties. The External Auditor does not undertake any non-audit services for the Company.

#### Jeremy Hamer

Audit Committee Chair

7 December 2023



## Statement of Directors' Responsibilities

The Directors are responsible for preparing the Annual Report and the Financial Statements in accordance with applicable law and regulations.

Company law requires the Directors to prepare Financial Statements for each financial year. Under that law the Directors have elected to prepare the Company's Financial Statements in accordance with United Kingdom Generally Accepted Accounting Practice ("UK GAAP") (United Kingdom Accounting Standards and applicable law). Under company law the Directors must not approve the Financial Statements unless they are satisfied that they give a true and fair view of the state of affairs of the Company and of the profit or loss for the Company for that period.

In preparing these Financial Statements the Directors are required to:

- select suitable accounting policies and then apply them consistently;
- make judgements and accounting estimates that are reasonable and prudent;
- state whether they have been prepared in accordance with UK GAAP subject to any material departures disclosed and explained in the Financial Statements;
- prepare a Directors' Report, a Strategic Report and Directors' Remuneration Report which comply with the requirements of the Companies Act 2006; and
- prepare the Financial Statements on the going concern basis unless it is inappropriate to presume the Company will continue in business.

The Directors are responsible for keeping adequate accounting records that are sufficient to show and explain the Company's transactions and disclose with reasonable accuracy at any time the financial position of the Company and enable them to ensure that the Financial Statements comply with the Companies Act 2006. They are also responsible for safeguarding the assets of the Company and hence for taking reasonable steps for the prevention and detection of fraud and other irregularities. The Directors are responsible for ensuring that the Annual Report and accounts, taken as a whole, are fair, balanced, and understandable and provides the information necessary for Shareholders to assess the Company's position and performance, business model and strategy.

### Website publication

The Directors are responsible for ensuring the Annual Report and the Financial Statements are made available on a website. Financial Statements are published on the Company's website in accordance with legislation in the United Kingdom governing the preparation and dissemination of Financial Statements, which may vary from legislation in other jurisdictions. The maintenance and integrity of the Company's website is the responsibility of the Directors. The Directors' responsibility also extends to the ongoing integrity of the Financial Statements contained therein.

### Directors' responsibilities pursuant to the Disclosure Guidance and Transparency Rule 4 of the UK Listing Authority

The Directors confirm to the best of their knowledge:

- The Financial Statements have been prepared in accordance with UK GAAP and give a true and fair view of the assets, liabilities, financial position and loss of the Company.
- The Annual Report includes a fair review of the development and performance of the business and the financial position of the Company, together with a description of the principal risks and uncertainties that it faces.
- The Annual Report and Financial Statements, taken as a whole, are fair, balanced and understandable and provide the information necessary for Shareholders to assess the position and performance, business model and strategy of the Company.

### For and on behalf of the Board:

**Tim Woodcock**

Chair

7 December 2023

# Independent Auditor's Report to the Members of Unicorn AIM VCT plc

## Opinion

We have audited the financial statements of Unicorn AIM VCT plc ("the Company"), for the year ended 30 September 2023, which comprise the Income Statement, the Statement of Financial Position, the Statement of Changes in Equity, the Statement of Cash Flows, and the related notes, including significant accounting policies.

The financial reporting framework that has been applied in their preparation is applicable law and United Kingdom Accounting Standards, including Financial Reporting Standard 102 *The Financial Reporting Standard applicable in the UK and Republic of Ireland* (United Kingdom Generally Accepted Accounting Practice).

In our opinion the financial statements:

- give a true and fair view of the state of Company's affairs as at 30 September 2023 and of its net return for the year then ended;
- have been properly prepared in accordance with United Kingdom Generally Accepted Accounting Practice; and
- have been prepared in accordance with the requirements of the Companies Act 2006.

## Basis for opinion

We conducted our audit in accordance with International Standards on Auditing (UK) (ISAs (UK)) and applicable law. Our responsibilities under those standards are further described in the Auditor's responsibilities for the audit of the financial statements section of our report.

We are independent of the Company in accordance with the ethical requirements that are relevant to our audit of the financial statements in the UK, including the FRC's Ethical Standard, as

applied to listed public interest entities, and we have fulfilled our other ethical responsibilities in accordance with these requirements.

We believe that the audit evidence we have obtained is sufficient and appropriate to provide a basis for our opinion.

## Our approach to the audit

We planned our audit by first obtaining an understanding of the Company and its environment, including its key activities delegated by the Board to relevant approved third-party service providers and the controls over provision of those services.

We conducted our audit using information maintained and provided by Unicorn Asset Management Limited (the "Investment Manager"), ISCA Administration Services Limited (the "Company Secretary," and "Administrator") The Bank of New York Mellon (the "Custodian") and The City Partnership (UK) Limited (the "Registrar") to whom the Company has delegated the provision of services.

We tailored the scope of our audit to reflect our risk assessment, taking into account such factors as the types of investments within the Company, the involvement of the Administrator, the accounting processes and controls, and the industry in which the Company operates.

The scope of our audit was influenced by our application of materiality. We set certain quantitative thresholds for materiality. These together with qualitative considerations, helped us to determine the scope of our audit and the nature, timing and extent of our audit procedures on the individual financial statement line items and disclosures and in the evaluation of the effect of misstatements, both individually and in aggregate on the financial statements as a whole.

# Independent Auditor's Report to the Members of Unicorn AIM VCT plc (continued)

## Key audit matters

Key audit matters are those matters that, in our professional judgement, were of most significance in our audit of the financial statements of the current period and include the most significant assessed risks of material misstatement (whether or not due to fraud) that we identified. These matters included those which had the greatest effect on: the overall audit strategy; the allocation of resources in the audit; and directing the efforts of the engagement team. These matters were addressed in the context of our audit of the financial statements as a whole, and in forming our opinion thereon, we do not provide a separate opinion on these matters.

We summarise below the key audit matters in arriving at our audit opinion above, together with how our audit addressed these matters and the results of our audit work in relation to these matters.

Key audit matter	How our audit addressed the key audit matter and our conclusions
<p><b>Valuation and ownership of unquoted investments</b> (as per pages 52 and 53 (Audit Committee Report), pages 67 and 68 (Accounting Policies) and Note 9.</p> <p>The valuation of the unquoted portfolio at 30 September 2023 was £26.9 million.</p> <p>As this is one of the largest components of the Company's Statement of Financial Position, and there is a high degree of subjectivity in the valuation of unquoted investments, it has been designated as a key audit matter, being one of the most significant assessed risks of material misstatements due to fraud or error.</p> <p>The unquoted investments are valued in accordance with the revised International Private Equity and Venture Capital (IPEV) valuation guidelines. Significant judgement is required in applying these principles and determining certain inputs to the valuation models.</p> <p>Additionally, there is a risk that the unquoted investments recorded as held by the Company may not represent property of the Company (ownership).</p>	<p>We have performed a walkthrough of the unquoted investment valuation process to evaluate the design of the process and implementation of key controls.</p> <p>We obtained evidence of the valuation committee's oversight of each valuation and assessed whether they performed their review on a regular basis free from bias, had the necessary skills and knowledge to perform the review, reviewed and approved estimates based on the data available, challenged the data, assumptions and estimates used in the valuations and if any issues were identified, addressed and resolved those issues.</p> <p>We stratified the portfolio of unquoted investments according to risk, considering the value of individual investments, the movement in fair value and the inherent risk factors associated with each valuation basis. We then selected a sample of investments for testing, to ensure appropriate coverage of each strata of the portfolio. For the sample of unquoted investments, we:</p> <ul style="list-style-type: none"> <li>Assessed the degree to which the valuations are subject to estimation uncertainty and the degree to which the selection and application of the valuation method, assumptions and data are affected by complexity and subjectivity.</li> <li>For certain investments we engaged our specialist corporate finance team to review the appropriateness of certain judgements, such as multiples and discounts.</li> <li>Obtained an understanding of the sector for each investee company for the period being audited, making enquiries of management.</li> <li>Corroborated data used in the valuation models to independent sources, assessing if market conditions meet management's expectations and any forecasts used in the valuation models are suitable, consistent and the data is relevant and reliable.</li> <li>Reperformed the calculation of the valuation models to ensure mathematical accuracy.</li> <li>Assessed if any changes from the prior year valuation models are appropriate and in line with IPEV guidelines.</li> <li>Where appropriate, developed an auditor's point estimate or range. We agreed the ownership to share certificates and loan notes/agreements.</li> </ul> <p>From our completion of these procedures, we identified no material misstatements in relation to the valuation and ownership of the unquoted investments.</p>

# Independent Auditor's Report

## to the Members of Unicorn AIM VCT plc (continued)

Key audit matter	How our audit addressed the key audit matter and our conclusions
<p><b>Valuation and ownership of quoted investments</b> (as per pages 52 and 53 (Audit Committee Report), pages 67 and 68 (Accounting Policies) and Note 9.</p> <p>The valuation of the level 1, quoted investment portfolio at 30 September 2023 was £165.1 million and the valuation of the level 2 investment was £15.6 million.</p> <p>As this is the largest component of the Company's Statement of Financial Position, and a key driver of the Company's net assets and total return, this has been designated as a key audit matter, being one of the most significant assessed risks of material misstatement due to fraud or error.</p> <p>There is a further risk that the quoted investments held at fair value may not be actively traded and the quoted prices may not therefore be reflective of fair value (valuation).</p> <p>Additionally, there is a risk that the Company does not have proper legal title to the quoted investments recorded as held at year end (ownership).</p>	<p>We performed a walkthrough of the valuation process for quoted investments to evaluate the design of the process and implementation of key controls.</p> <p>We compared market prices applied to all quoted investments held at 30 September 2023 to an independent third party source and recalculated the investment valuations.</p> <p>We obtained average trading volumes from an independent third-party source for all quoted investments held at year end as evidence of the existence of an active market.</p> <p>We agreed the ownership of 100% of quoted investments to the independently received custodian report.</p> <p>From our completion of these procedures, we identified no material misstatements in relation to the valuation and ownership of the quoted investments.</p>
<p><b>Revenue recognition, including allocation of special dividends as revenue or capital returns</b> (as per page 53 (Audit Committee Report), page 68 (Accounting Policies) and Note 2.</p> <p>Investment income recognised to 30 September 2023 was £2.3 million consisting primarily of dividend income from quoted and unquoted investments.</p> <p>Revenue-based performance metrics are often one of the key performance indicators for stakeholders. The investment income received by the Company during the year directly impacts these metrics and the minimum dividend required to be paid by the Company.</p> <p>There is a risk that revenue is incomplete or inaccurate through failure to recognise income entitlements or failure to appropriately account for their treatment. It has therefore been designated as a key audit matter being one of the most significant assessed risks of material misstatement due to fraud or error.</p> <p>Additionally, there is a further risk of incorrect allocation of special dividends as revenue or capital returns as judgement is required in determining their allocation within the Income Statement.</p>	<p>We performed a walkthrough of the revenue recognition process to evaluate the design of the process and implementation of key controls.</p> <p>We confirmed that income is recognised and disclosed in accordance with the AIC SORP by assessing the accounting policies.</p> <p>We recalculated 100% of dividends due from quoted investments to the Company based on investment holdings throughout the year and announcements made by investee companies and agreed a sample of dividends received to bank statements.</p> <p>We inspected financial information from a sample of unquoted investments to determine whether the unquoted investment income was complete.</p> <p>We tested a sample of dividends received from unquoted investments during the year and agreed their receipt to bank statements.</p> <p>We assessed the completeness of the special dividend population with reference to third party market data and determined whether special dividends recognised were revenue or capital in nature with reference to the underlying commercial circumstances of the investee companies' dividend payment.</p> <p>From our completion of these procedures, we identified no material misstatements in relation to revenue recognition, including the allocation of special dividends as revenue or capital returns.</p>

# Independent Auditor's Report to the Members of Unicorn AIM VCT plc (continued)

## Our application of materiality

We define materiality as the magnitude of misstatement in the financial statements that makes it probable that the economic decisions of a reasonably knowledgeable person would be changed or influenced. We use materiality in determining the nature and extent of our work and in evaluating the results of that work.

Materiality measure	Value
<p><b>Materiality for the financial statements as a whole</b></p> <p>We have set materiality as 1% of net assets as we believe that net assets is the primary performance measure used by investors and is the key driver of shareholder value. We determined the measurement percentage to be commensurate with the risk and complexity of the audit and the Company's listed status.</p>	<b>£2.12 million</b>
<p><b>Performance materiality</b></p> <p>Performance materiality represents amounts set by the auditor at less than materiality for the financial statements as a whole, to reduce to an appropriately low level the probability that the aggregate of uncorrected and undetected misstatements exceeds materiality for the financial statements as a whole.</p> <p>In setting this we consider the Company's overall control environment and any experience of the audit that indicates a lower risk of material misstatements. Based on our judgements of these factors we have set performance materiality at 50% of our overall financial statement materiality as this is our first year as auditor.</p>	<b>£1.06 million</b>
<p><b>Specific materiality</b></p> <p>Recognising that there are transactions and balances of a lesser amount which could influence the understanding of users of the financial statements we calculate a lower level of materiality for testing such areas.</p> <p>Specifically, given the importance of the distinction between revenue and capital for the Company, we applied a separate testing threshold for the revenue column of the Income Statement set at the higher of 5% of the revenue profit on ordinary activities before taxation and our Audit Committee reporting threshold.</p> <p>We have also set a separate specific materiality in respect of related party transactions and Directors' remuneration.</p> <p>We used our judgement in setting these thresholds and considered our experience and industry benchmarks for specific materiality.</p>	<b>£0.11 million</b>
<p><b>Audit Committee reporting threshold</b></p> <p>We agreed with the Audit Committee that we would report to them all differences in excess of 5% of overall materiality in addition to other identified misstatements that warranted reporting on qualitative grounds, in our view. For example, an immaterial misstatement as a result of fraud.</p>	<b>£0.11 million</b>

During the course of the audit, we reassessed initial materiality and found no reason to alter the basis of calculation used at year-end.

# Independent Auditor's Report to the Members of Unicorn AIM VCT plc (continued)

## Conclusions relating to going concern

In auditing the financial statements, we have concluded that the Directors' use of the going concern basis of accounting in the preparation of the financial statements is appropriate. Our evaluation of the Directors' assessment of the Company's ability to continue to adopt the going concern basis of accounting included:

- evaluating management's method of assessing going concern, including consideration of market conditions and uncertainties;
- assessing and challenging the forecast cashflows and associated sensitivity modelling used by the Directors in support of their going concern assessment;
- obtaining and recalculating management's assessment of the Company's ongoing maintenance of venture capital trust status; and
- assessing the adequacy of the Company's going concern disclosures included in the Annual Report.

Based on the work we have performed, we have not identified any material uncertainties relating to events or conditions that, individually or collectively, may cast significant doubt on the Company's ability to continue as a going concern for a period of at least twelve months from when the financial statements are authorised for issue.

In relation to the Company's reporting on how it has applied the UK Corporate Governance Code, we have nothing material to add or draw attention to in relation to the Directors' statement in the financial statements about whether the Directors considered it appropriate to adopt the going concern basis of accounting.

Our responsibilities and the responsibilities of the Directors with respect to going concern are described in the relevant sections of this report.

## Other information

The other information comprises the information included in the Annual Report other than the financial statements and our Auditor's Report thereon. The Directors are responsible for the other information contained within the Annual Report. Our opinion on the financial statements does not cover the other information and, except to the extent otherwise explicitly stated in our report, we do not express any form of assurance conclusion thereon.

Our responsibility is to read the other information and, in doing so, consider whether the other information is materially inconsistent with the financial statements or our knowledge

obtained in the course of the audit, or otherwise appears to be materially misstated. If we identify such material inconsistencies or apparent material misstatements, we are required to determine whether this gives rise to a material misstatement in the financial statements themselves. If, based on the work we have performed, we conclude that there is a material misstatement of this other information, we are required to report that fact.

We have nothing to report in this regard.

## Opinions on other matters prescribed by the Companies Act 2006

In our opinion, the part of the Directors' Remuneration Report to be audited has been properly prepared in accordance with the Companies Act 2006.

In our opinion, based on the work undertaken in the course of the audit:

- the information given in the Strategic Report and the Directors' Report for the financial year for which the financial statements are prepared is consistent with the financial statements; and
- the Strategic Report and the Directors' Report have been prepared in accordance with applicable legal requirements.

## Matters on which we are required to report by exception

In the light of the knowledge and understanding of the Company and its environment obtained in the course of the audit, we have not identified material misstatements in the Strategic Report or the Directors' Report.

We have nothing to report in respect of the following matters in relation to which the Companies Act 2006 requires us to report to you if, in our opinion:

- adequate accounting records have not been kept by the Company, or returns adequate for our audit have not been received from branches not visited by us; or
- the financial statements and the part of the Directors' Remuneration Report to be audited are not in agreement with the accounting records and returns; or
- certain disclosures of Directors' remuneration specified by law are not made; or
- we have not received all the information and explanations we require for our audit; or
- a corporate governance statement has not been prepared by the Company.

# Independent Auditor's Report to the Members of Unicorn AIM VCT plc (continued)

## Corporate governance statement

The Listing Rules require us to review the Directors' statement in relation to going concern, longer-term viability and that part of the Corporate Governance Statement relating to the Company's compliance with the provisions of the UK Corporate Governance Code specified for our review.

Based on the work undertaken as part of our audit, we have concluded that each of the following elements of the Corporate Governance Statement is materially consistent with the financial statements or our knowledge obtained during the audit:

- the Directors' statement with regards to the appropriateness of adopting the going concern basis of accounting and any material uncertainties identified set out on page 41;
- the Directors' explanation as to its assessment of the Company's prospects, the period this assessment covers and why the period is appropriate set out on page 35;
- the Directors' statement on whether it has a reasonable expectation that the Company will be able to continue in operation and meet its liabilities set out on page 41;
- the Directors' statement on fair, balanced and understandable set out on page 55;
- the Board's confirmation that it has carried out a robust assessment of the emerging and principal risks set out on pages 32 and 33;
- the section of the Annual Report that describes the review of the effectiveness of risk management and internal control systems set out on page 50; and
- the section describing the work of the Audit Committee set out on pages 52 to 54.

## Responsibilities of Directors

As explained more fully in the Directors' responsibilities statement set out on page 55, the Directors are responsible for the preparation of the financial statements and for being satisfied that they give a true and fair view, and for such internal control as the Directors determine is necessary to enable the preparation of financial statements that are free from material misstatement, whether due to fraud or error.

In preparing the financial statements, the Directors are responsible for assessing the Company's ability to continue as a going concern, disclosing, as applicable, matters related to going concern and using the going concern basis of accounting unless the Directors either intend to liquidate the Company or to cease operations, or have no realistic alternative but to do so.

## Auditor's responsibilities for the audit of the financial statements

Our objectives are to obtain reasonable assurance about whether the financial statements as a whole are free from material misstatement, whether due to fraud or error, and to issue an Auditor's Report that includes our opinion. Reasonable assurance is a high level of assurance but is not a guarantee that an audit conducted in accordance with ISAs (UK) will always detect a material misstatement when it exists. Misstatements can arise from fraud or error and are considered material if, individually or in the aggregate, they could reasonably be expected to influence the economic decisions of users taken on the basis of these financial statements.

A further description of our responsibilities for the audit of the financial statements is located on the Financial Reporting Council's website at: <http://www.frc.org.uk/auditorsresponsibilities>. This description forms part of our Auditor's Report.

## Extent the audit was considered capable of detecting irregularities, including fraud

Irregularities, including fraud, are instances of non-compliance with laws and regulations. We design procedures in line with our responsibilities, outlined above, to detect material misstatements in respect of irregularities, including fraud. The extent to which our procedures are capable of detecting irregularities, including fraud is detailed below.

We assessed whether the engagement team collectively had the appropriate competence and capabilities to identify or recognise non-compliance with laws and regulations by considering their experience, past performance and support available.

All engagement team members were briefed on relevant identified laws and regulations and potential fraud risks at the planning stage of the audit. Engagement team members were reminded to remain alert to any indications of fraud or non-compliance with laws and regulations throughout the audit.

We obtained an understanding of the legal and regulatory frameworks that are applicable to the Company and the sector in which it operates, focusing on those provisions that had a direct effect on the determination of material amounts and disclosures in the financial statements. The most relevant frameworks we identified include:

- Companies Act 2006;
- FCA listing and DTR rules;
- the principles of the UK Corporate Governance Code applied by the AIC Code of Corporate Governance (the "AIC Code");

# Independent Auditor's Report to the Members of Unicorn AIM VCT plc (continued)

- industry practice represented by the Statement of Recommended Practice: Financial Statements of Investment Trust Companies and Venture Capital Trusts ("the SORP");
- Financial Reporting Standard 102; and
- the Company's qualification as a Venture Capital Trust under section 274 of the Income Tax Act 2007.

We gained an understanding of how the Company is complying with these laws and regulations by making enquiries of management and those charged with governance. We corroborated these enquiries through our review of relevant correspondence with regulatory bodies and board meeting minutes.

We assessed the susceptibility of the Company's financial statements to material misstatement, including how fraud might occur, by meeting with management and those charged with governance to understand where it was considered there was susceptibility to fraud. This evaluation also considered how management and those charged with governance were remunerated and whether this provided an incentive for fraudulent activity. We considered the overall control environment and how management and those charged with governance oversee the implementation and operation of controls. We identified a heightened fraud risk in relation to the valuation and ownership of unquoted investments. Audit procedures performed in response to these risks are set out in the section on key audit matters above.

In addition to the above, the following procedures were performed to provide reasonable assurance that the financial statements were free of material fraud or error:

- reviewing minutes of meetings of those charged with governance for reference to: breaches of laws and regulation or for any indication of any potential litigation and claims; and events or conditions that could indicate an incentive to commit fraud or provide an opportunity to commit fraud;
- performing audit work procedures over the risk of management override of controls, including testing of journal entries and other adjustments for appropriateness, recalculating the investment management fee, evaluating the business rationale of significant transactions outside the course of normal business and reviewing judgements made by management in their calculation of accounting estimates for potential management bias;
- completion of appropriate checklists and use of our experience to assess the Company's compliance with the Companies Act 2006 and the Listing Rules; and
- agreement of the financial statement disclosures to supporting documentation.

Our audit procedures were designed to respond to the risk of material misstatements in the financial statements, recognising that the risk of not detecting a material misstatement due to fraud is higher than the risk of not detecting one resulting from error, as fraud may involve intentional concealment, forgery, collusion, omission or misrepresentation. There are inherent limitations in the audit procedures described above and the further removed non-compliance with laws and regulations is from the events and transactions reflected in the financial statements, the less likely we would become aware of it.

## Other matters which we are required to address

Following the recommendation of the Audit Committee, we were appointed by the Board on 7 February 2023 to audit the financial statements for the year ended 30 September 2023 and subsequent financial periods. The period of our total uninterrupted engagement is one year, covering the year ended 30 September 2023.

The non-audit services prohibited by the FRC's Ethical Standard were not provided to the Company and we remain independent of the Company in conducting our audit.

Our audit opinion is consistent with the additional report to the Audit Committee.

## Use of our report

This report is made solely to the Company's members, as a body, in accordance with Chapter 3 of Part 16 of the Companies Act 2006. Our audit work has been undertaken so that we might state to the Company's members those matters we are required to state to them in an Auditor's Report and for no other purpose. To the fullest extent permitted by law, we do not accept or assume responsibility to anyone other than the Company and the Company's members as a body, for our audit work, for this report, or for the opinions we have formed.

## Richard Sutherland (Senior Statutory Auditor)

For and behalf of Johnston Carmichael LLP  
Statutory Auditor  
Edinburgh, United Kingdom

7 December 2023



# Income Statement

for the year ended 30 September 2023

	Notes	Year ended 30 September 2023			Year ended 30 September 2022		
		Revenue £'000	Capital £'000	Total £'000	Revenue £'000	Capital £'000	Total £'000
Net unrealised losses on investments	9	–	(8,975)	(8,975)	–	(113,641)	(113,641)
Net gains on realisation of investments	9	–	994	994	–	12,771	12,771
Income	2	2,312	–	2,312	1,753	–	1,753
Investment management fees	1g & 3	(1,048)	(3,144)	(4,192)	(1,322)	(3,965)	(5,287)
Other expenses	4	(725)	–	(725)	(771)	–	(771)
<b>Profit/(loss) on ordinary activities before taxation</b>		<b>539</b>	<b>(11,125)</b>	<b>(10,586)</b>	<b>(340)</b>	<b>(104,835)</b>	<b>(105,175)</b>
Tax on profit/(loss) on ordinary activities	6	–	–	–	–	–	–
<b>Profit/(loss) on ordinary activities after taxation for the financial year</b>		<b>539</b>	<b>(11,125)</b>	<b>(10,586)</b>	<b>(340)</b>	<b>(104,835)</b>	<b>(105,175)</b>
Basic and diluted earnings per share:							
Ordinary shares	8	0.32p	(6.55)p	(6.23)p	(0.22)p	(67.10)p	(67.32)p

All revenue and capital items in the above statement derive from continuing operations of the Company.

The total column of this statement is the Statement of Total Comprehensive Income of the Company prepared in accordance with applicable Financial Reporting Standards ("FRS"). The supplementary revenue return and capital return columns are prepared in accordance with the Statement of Recommended Practice ("AIC SORP") issued in July 2022 by the Association of Investment Companies.

Other than revaluation movements arising on investments held at fair value through profit or loss, there were no differences between the profit/(loss) as stated above and at historical cost.

The notes on pages 67 to 84 form part of these Financial Statements.

# Statement of Financial Position

as at 30 September 2023

Company number 04266437

	Notes	30 September 2023		30 September 2022	
		£'000	£'000	£'000	£'000
<b>Non-current assets</b>					
Investments at fair value	9		207,531		198,541
<b>Current assets</b>					
Debtors	11	675		515	
Cash and cash equivalents		5,357		23,751	
		6,032		24,266	
<b>Creditors: amounts falling due within one year</b>	12	<b>(1,707)</b>		<b>(1,681)</b>	
<b>Net current assets</b>			<b>4,325</b>		<b>22,585</b>
<b>Net assets</b>			<b>211,856</b>		<b>221,126</b>
<b>Capital</b>					
Called up share capital	13		1,729		1,640
Capital redemption reserve			147		113
Share premium account			100,974		85,063
Capital reserve			56,883		55,038
Special reserve	14		39,040		68,338
Profit and loss account			13,083		10,934
<b>Equity Shareholders' funds</b>			<b>211,856</b>		<b>221,126</b>
<b>Net asset value per Ordinary share:</b>					
Ordinary shares	15		122.55p		134.81p

The Financial Statements were approved and authorised for issue by the Board of Directors on 7 December 2023 and were signed on their behalf by:

**Tim Woodcock**

Chair

The notes on pages 67 to 84 form part of these Financial Statements.

# Statement of Changes in Equity

for the year ended 30 September 2023

	Called up share capital £'000	Capital redemption reserve £'000	Share premium account £'000	Unrealised capital reserve £'000	Special reserve* £'000	Profit and loss account** £'000	Total £'000
<b>At 1 October 2022</b>	<b>1,640</b>	<b>113</b>	<b>85,063</b>	<b>55,038</b>	<b>68,338</b>	<b>10,934</b>	<b>221,126</b>
Shares repurchased and cancelled (see Note 13)	(34)	34	–	–	(3,785)	–	(3,785)
Shares issued under Offer for Subscription (see Note 13)	111	–	14,885	–	–	–	14,996
Expenses of shares issued under Offer for Subscription (see Note 14)	–	–	(377)	–	–	–	(377)
Proceeds from DRIS share issues	12	–	1,438	–	–	–	1,450
Expenses of DRIS share issues	–	–	(35)	–	–	–	(35)
Transfer to special reserve***	–	–	–	–	(14,568)	14,568	–
Gains on disposal of investments (net of transaction costs)	–	–	–	–	–	994	994
Realisation of previously unrealised valuation movements****	–	–	–	10,820	–	(10,820)	–
Net decreases in unrealised valuations in the year	–	–	–	(8,975)	–	–	(8,975)
Dividends paid (Note 7)	–	–	–	–	(10,945)	12	(10,933)
Investment Management fee charged to capital	–	–	–	–	–	(3,144)	(3,144)
Revenue return for the year	–	–	–	–	–	539	539
<b>At 30 September 2023</b>	<b>1,729</b>	<b>147</b>	<b>100,974</b>	<b>56,883</b>	<b>39,040</b>	<b>13,083</b>	<b>211,856</b>
<b>At 1 October 2021</b>	<b>1,491</b>	<b>88</b>	<b>53,602</b>	<b>222,185</b>	<b>87,659</b>	<b>5,773</b>	<b>370,798</b>
Shares repurchased and cancelled	(25)	25	–	–	(4,440)	–	(4,440)
Shares issued under Offer for Subscription	127	–	24,868	–	–	–	24,995
Expenses of shares issued under Offer for Subscription	–	–	(587)	–	–	–	(587)
Proceeds from DRIS share issues	47	–	7,212	–	–	–	7,259
Expenses of DRIS share issues	–	–	(32)	–	–	–	(32)
Transfer to special reserve	–	–	–	–	(4,872)	4,872	–
Gains on disposal of investments (net of transaction costs)	–	–	–	–	–	12,771	12,771
Realisation of previously unrealised valuation movements	–	–	–	(53,506)	–	53,506	–
Net decreases in unrealised valuations in the year	–	–	–	(113,641)	–	–	(113,641)
Dividends paid (Note 7)	–	–	–	–	(10,009)	(61,683)	(71,692)
Investment Management fee charged to capital	–	–	–	–	–	(3,965)	(3,965)
Revenue return for the year	–	–	–	–	–	(340)	(340)
<b>At 30 September 2022</b>	<b>1,640</b>	<b>113</b>	<b>85,063</b>	<b>55,038</b>	<b>68,338</b>	<b>10,934</b>	<b>221,126</b>

\* The special reserve and profit and loss account are distributable to Shareholders. The special reserve was created by the cancellation of the Share premium account and Capital redemption reserve in March 2019.

\*\* The profit and loss account consists of the Revenue reserve of £(0.132) million and the realised capital reserve of £13.215 million.

\*\*\* Transfer of realised losses in accordance with accounting policy f(iii) on page 68.

\*\*\*\* Transfer of previously unrealised valuation movements on investments sold in the year.

The notes on pages 67 to 84 form part of these Financial Statements.

# Statement of Cash Flows

for the year ended 30 September 2023

	Notes	30 September 2023		30 September 2022	
		£'000	£'000	£'000	£'000
<b>Operating activities</b>					
Investment income received		2,145		1,609	
Investment management fees paid		(4,227)		(5,831)	
Other cash payments		<u>(766)</u>		<u>(778)</u>	
<b>Net cash outflow from operating activities</b>	16		<b>(2,848)</b>		<b>(5,000)</b>
<b>Investing activities</b>					
Purchase of investments	9	(26,604)		(9,813)	
Sale of investments	9	<u>9,636</u>		<u>79,022</u>	
<b>Net cash (outflow)/inflow from investing activities</b>			<b>(16,968)</b>		<b>69,209</b>
<b>Net cash (outflow)/inflow before financing</b>			<b>(19,816)</b>		<b>64,209</b>
<b>Financing</b>					
Dividends paid	7	(9,483)		(64,433)	
Unclaimed dividends returned		504		–	
Shares issued under Offer for Subscription (net of transaction costs)	14	14,619		24,407	
Expenses of DRIS share issues		(35)		(32)	
Shares repurchased for cancellation	13	<u>(4,183)</u>		<u>(4,042)</u>	
<b>Net cash inflow/(outflow) from financing</b>			<b>1,422</b>		<b>(44,100)</b>
<b>Net (decrease)/increase in cash and cash equivalents</b>			<b>(18,394)</b>		<b>20,109</b>
Cash and cash equivalents at 30 September 2022			<u>23,751</u>		<u>3,642</u>
Cash and cash equivalents at 30 September 2023			<u>5,357</u>		<u>23,751</u>

The notes on pages 67 to 84 form part of these Financial Statements.

# Notes to the Financial Statements

for the year ended 30 September 2023

## 1. Accounting policies

A summary of the principal accounting policies, all of which have been applied consistently throughout the year, is set out below:

### a) Basis of accounting

The Financial Statements have been prepared under FRS 102 and the SORP issued by the Association of Investment Companies in July 2022.

In accordance with the requirements of FRS 102, those undertakings in which the Company holds more than 20% of the equity as part of an investment portfolio are not accounted for using the equity method. In these circumstances the investment is measured at "fair value through profit or loss". The Company is exempt from preparing consolidated accounts under the investment entities exemption as permitted by FRS 102.

The Financial Statements have been prepared on a going concern basis under the historical cost convention, except for the measurement at fair value of investments designated as fair value through profit or loss.

As a result of the Directors' decision to distribute capital profits by way of a dividend, the Company revoked its investment company status as defined under section 266(3) of the Companies Act 1985, on 17 August 2004.

### b) Going concern

After due consideration, the Directors believe that the Company has adequate resources for a period of at least 12 months from the date of the approval of the Financial Statements and that it is appropriate to apply the going concern basis in preparing the Financial Statements. As at 30 September 2023, the Company held cash balances of £5.4 million, £7.3 million in fully listed stocks and £15.6 million in the Unicorn Ethical OEIC fund, the BlackRock Cash Fund (Unit Trust) and the Royal London Short-Term Money Market Fund (OEIC). The majority of the Company's investment portfolio remains invested in qualifying and non-qualifying AIM traded equities which may be realised, subject to the need for the Company to maintain its VCT status. The cash flow projections, covering a period of at least twelve months from the date of approving the Financial Statements, have been reviewed and show that the Company has access to sufficient liquidity to meet both contracted expenditure and any discretionary cash outflows from buybacks and dividends. The Company has no borrowings and is therefore not exposed to any gearing covenants.

### c) Presentation of the Income Statement

In order to better reflect the activities of a VCT and in accordance with the SORP, supplementary information which analyses the Income Statement between items of a revenue and capital nature has been presented alongside the Statement of Total Comprehensive Income. The revenue column of the profit attributable to Shareholders is the measure the Directors believe appropriate in assessing the Company's compliance with certain requirements set out in section 274 Income Tax Act 2007.

### d) Investments

All investments held by the Company are classified as "fair value through profit or loss", in accordance with FRS102. This classification is followed as the Company's business is to invest in financial assets with a view to profiting from their total return in the form of capital growth and income and in accordance with the Company's risk management and investment policy. In the preparation of the valuations of assets, in accordance with current International Private Equity and Venture Capital Valuation ("IPEV") guidelines, the Directors are required to make judgements and estimates that are reasonable and incorporate their knowledge of the performance of the investee companies.

- For investments actively traded on organised financial markets, fair value is generally determined by reference to Stock Exchange market quoted bid prices at the close of business on the balance sheet date. Purchases and sales of quoted investments are recognised on the trade date where a contract of sale exists whose terms require delivery within a time frame determined by the relevant market.
- For level 2 investments fair value is determined by the Net Asset Value of the OEIC at the Balance Sheet date.

## Notes to the Financial Statements (continued)

### for the year ended 30 September 2023

- Unquoted investments, including the Osirium Loan Stock, are reviewed at least quarterly to ensure that the fair values are appropriately stated and are valued in accordance with current IPEV guidelines, as updated in December 2022, which relies on subjective estimates. Fair value is established by assessing different methods of valuation, such as price of recent transaction, earnings multiples, discounted cash flows and net assets. Purchases and sales of unlisted investments are recognised when the contract for acquisition or sale becomes unconditional.
- Where a company's underperformance against plan indicates a diminution in the value of the investment, provision against cost is made, as appropriate. Where it is considered the value of an investment has fallen permanently below cost, the loss is treated as a permanent impairment and as a realised loss, even though the investment is still held. The Board assesses the portfolio for such investments and, after agreement with the Investment Manager, will agree the values that represent the extent to which an investment loss has become realised. This is based upon an assessment of objective evidence of that investment's prospects, to determine whether there is potential for the investment to recover in value.
- Redemption premiums on loan stock investments are recognised at fair value when the Company receives the right to a premium and when considered recoverable.

#### e) Income

Dividends receivable on quoted equity shares are taken to revenue on the ex-dividend date. Dividends receivable on unquoted equity shares are brought into account when the Company's right to receive payment is established and there is no reasonable doubt that payment will be received. Fixed returns on non-equity shares are recognised on a time apportioned basis so as to reflect the effective interest rate, provided there is no reasonable doubt that payment will be received in due course. Fixed returns on debt securities are recognised on a time-apportioned basis so as to reflect the effective yield.

Dividends are allocated to revenue or capital depending on whether the dividend is of a revenue or capital nature. Capital reconstructions or reorganisations of the investee company resulting in the payment of a dividend may be considered to be of a capital nature. Such dividends are reviewed on a case by case basis.

#### f) Reserves

##### (i) Realised (included within the Profit and loss account reserve)

The following are accounted for in these reserves:

- the costs associated with running the Company.
- gains and losses on realisation of investments;
- permanent diminution in value of investments; and
- transaction costs incurred in the acquisition of investments.

##### (ii) Unrealised capital reserve (Revaluation reserve)

Increases and decreases in the valuation of investments held at the year-end are accounted for in this reserve, except to the extent that the diminution is deemed permanent.

In accordance with stating all investments at fair value through profit or loss, all such movements through both unrealised and realised capital reserves are shown within the Income Statement for the year.

##### (iii) Special reserve

The costs of share buybacks are charged to this reserve. In addition, any realised losses on the sale of investments (including permanent impairments), and 75% of the management fee expense, and the related tax effect, are transferred from the profit and loss account reserve to this reserve. The reserve can also be used for distributions made by the Company.

##### (iv) Capital redemption reserve

Represents the nominal value of the shares purchased and cancelled.

##### (v) Share premium account

Represents the amount received in excess of nominal value on the issue of shares.

##### (vi) Share capital

Represents the nominal value of the shares issued.

## Notes to the Financial Statements (continued)

for the year ended 30 September 2023

### g) Expenses

All expenses are accounted for on an accruals basis. Expenses are charged wholly to revenue, with the exception of expenses incidental to the acquisition or disposal of an investment, which are charged to capital, and with the further exception that 75% of the fees payable to the Investment Manager are charged against capital. This is in line with the Board's expected long-term split of returns from the investment portfolio of the Company.

### h) Taxation

No taxation liability arises on the Company's income or any gains on sales of fixed asset investments by virtue of its VCT status.

Deferred tax is recognised in respect of all timing differences that have originated but not reversed at the balance sheet date where transactions or events that result in an obligation to pay more tax in the future or a right to pay less tax in the future have occurred at the balance sheet date. Timing differences are differences between the Company's taxable profits and its results as stated in the Financial Statements that arise from the inclusion of gains and losses in the tax assessments in periods different from those in which they are recognised in the Financial Statements.

Deferred tax is measured at the average tax rates that are expected to apply in the years in which the timing differences are expected to reverse based on tax rates and laws that have been enacted or substantively enacted at the balance sheet date. Deferred tax is measured on a non-discounted basis.

A deferred tax asset is recognised only to the extent that it is more likely than not that future taxable profits will be available against which the asset can be utilised.

Any tax relief obtained in respect of management fees allocated to capital is credited to the capital reserve – realised and a corresponding amount is charged against revenue. The tax relief is the amount by which any corporation tax payable is reduced as a result of these capital expenses.

### i) Cash and cash equivalents

This includes cash at bank and in hand.

### j) Judgements and estimates

The preparation of the Financial Statements requires the Company to make judgements, estimates and assumptions that affect amounts reported for assets and liabilities at the balance sheet date and the amounts reported for revenues and expenditure during the year. The nature of estimation means that the actual outcomes may differ from such estimates, possibly significantly.

The majority of the Company's equity investments and OEICs, £180.7 million at the year end, are valued using bid market prices or net asset values, and do not require significant estimates to be used. However, significant estimates are used in valuing unquoted investments, £26.9 million at the year end, where there is no available market price. These estimates have a risk of material adjustment within the next year. A more detailed analysis of the valuation methods used is shown in Note 17 on pages 78 to 84.

Significant estimates are not used in valuing the Company's other net current assets and liabilities, £4.3 million at the year end.

## Notes to the Financial Statements (continued)

for the year ended 30 September 2023

### 2. Income

	2023			2022		
	Revenue £'000	Capital £'000	Total £'000	Revenue £'000	Capital £'000	Total £'000
Income from investments						
– equities	1,590	–	1,590	1,525	–	1,525
– loan stocks	148	–	148	–	–	–
– bank interest	115	–	115	27	–	27
– Unicorn managed OEICs (including reinvested dividends)	193	–	193	201	–	201
– Other OEICs and Unit Trusts	266	–	266	–	–	–
<b>Total income</b>	<b>2,312</b>	<b>–</b>	<b>2,312</b>	<b>1,753</b>	<b>–</b>	<b>1,753</b>
Total income comprises:						
Dividends	2,049	–	2,049	1,726	–	1,726
Loan stock	148	–	148	–	–	–
Interest	115	–	115	27	–	27
	<b>2,312</b>	<b>–</b>	<b>2,312</b>	<b>1,753</b>	<b>–</b>	<b>1,753</b>
Income from investments comprises:						
Listed UK securities	210	–	210	248	–	248
AIM and unquoted companies	1,987	–	1,987	1,478	–	1,478
	<b>2,197</b>	<b>–</b>	<b>2,197</b>	<b>1,726</b>	<b>–</b>	<b>1,726</b>

The loan stock interest was reinstated during the year and received subsequent to the year end.

### 3. Investment Management fees

	2023			2022		
	Revenue £'000	Capital £'000	Total £'000	Revenue £'000	Capital £'000	Total £'000
Unicorn Asset Management Limited	1,048	3,144	4,192	1,322	3,965	5,287

The Management fee is calculated as follows:

Net assets	Since 1 January 2022
Up to £200 million	2.0% per annum as at the relevant quarter date
In excess of £200 million and up to £450 million	1.5% per annum as at the relevant quarter date
In excess of £450 million	1.0% per annum as at the relevant quarter date

At 30 September 2023, officers and employees of the Investment Manager held 1,513,695 shares in the Company.

During the year, Unicorn Asset Management Limited (“UAML”) received an annual management fee, as detailed above, of the net asset value of the Company, excluding the value of the investments in the Unicorn OEICs.



## Notes to the Financial Statements (continued)

for the year ended 30 September 2023

If the Company raises further funds during a quarter the net asset value for that quarter is reduced by an amount equal to the amount raised, net of costs, multiplied by the percentage of days in that quarter prior to the funds being raised. The annual management fee charged to the Company is calculated and payable quarterly in arrears. In the year ended 30 September 2023, UAML also earned fees of £27,000 (2022: £36,000), being OEIC management fees calculated on the value of the Company's holdings in the OEIC on a daily basis. This management fee is 0.75% per annum of the net asset value of the Unicorn UK Ethical Fund OEIC.

The management fee will be subject to repayment to the extent that the annual costs of the Company incurred in the ordinary course of business have exceeded 2.75% of the closing net assets of the Company at each year end. There was no excess of expenses for year 2022/23 or the prior year.

### 4. Other expenses

	2023 £'000	2022 £'000
Directors' remuneration (see Note 5 below)	139	132
IFA trail commission	30	50
Administration services	192	182
Broker's fees	14	14
Custody fees	60	53
Loan stock interest impaired	–	72
Auditors' fees		
– for audit related services pursuant to legislation excluding VAT	43	53
VCT compliance monitoring fees	20	20
Other professional fees (including taxation fees)	25	28
Directors' and officers' insurance	10	9
Registrar's fees	88	44
Printing	28	35
Sundry	76	79
	<u>725</u>	<u>771</u>

### 5. Directors' remuneration

	2023 £'000	2022 £'000
<b>Directors' emoluments</b>		
Tim Woodcock	35	34
Charlotta Ginman	31	27
Jeremy Hamer	33	32
Josephine Tubbs	29	9
Jocelin Harris (retired 7 February 2023)	11	30
	<u>139</u>	<u>132</u>

No pension scheme contributions or retirement benefit contributions were paid. There are no share option contracts held by the Directors. Since all the Directors are non-executive, the other disclosures required by the Listing Rules are not applicable.

The Company has no employees.

## Notes to the Financial Statements (continued)

for the year ended 30 September 2023

### 6. Taxation on ordinary activities

#### a) Analysis of tax charge in the year

	2023 £'000	2022 £'000
Current and total tax charge (Note 6b)	–	–

#### b) Factors affecting tax charge for the year:

	2023 £'000	2022 £'000
Loss on ordinary activities before tax	(10,586)	(105,175)
Loss on ordinary activities multiplied by standard rate of corporation tax in the UK of 22% (2022: 19%)	(2,329)	(19,983)
Non-taxable UK dividend income	(451)	(328)
Non-taxable unrealised losses	1,975	21,592
Non-taxable realised gains	(219)	(2,426)
Allowable expense not charged to revenue	692	753
Deferred tax not recognised	332	392
Actual current charge – revenue	–	–
Impact of allowable expenditure credited to capital reserve	(692)	(753)
Additional losses carried forward to future years	692	753
Actual tax charge – capital	–	–
Tax charge for the year	–	–

Tax relief relating to investment management fees is allocated between Revenue and Capital in the same proportion as such fees.

There is no taxation in relation to capital gains or losses. Due to the Company's status as a Venture Capital Trust, and the intention to continue meeting the conditions required to maintain this status in the foreseeable future, the Company has not provided deferred tax on any capital gains and losses arising on the revaluation or disposal of investments.

No deferred tax asset has been recognised on surplus management expenses carried forward. At present it is not envisaged that any tax will be recovered in the foreseeable future. The amount of surplus management expenses carried forward is £53,573,000 (30 September 2022: £48,919,000).

The UK government announced an increase in the main rate of corporation tax to 25% for the financial years beginning 1 April 2023. This new rate was substantively enacted by the Finance Act 2021 on 10 June 2021.

# Notes to the Financial Statements (continued)

for the year ended 30 September 2023

## 7. Dividends

	2023 £'000	2022 £'000
<b>Amounts recognised as distributions to equity holders in the year:</b>		
Interim capital dividend of 3.0 pence (2022: 3.0 pence) per share for the year ended 30 September 2023 paid on 11 August 2023	5,204	4,809
Special interim capital dividend of nil pence (2022: 32.0 pence) per share	–	51,292
Final capital dividend of 3.5 pence (2022: 3.5 pence) per share for the year ended 30 September 2022 paid on 14 February 2023	5,741	5,200
Special interim capital dividend of nil pence (2022: 7.0 pence) per share	–	10,400
Total dividends paid in the year	10,945	71,701
Unclaimed dividends returned	(12)	(9)
Total dividends*	10,933	71,692

\* The difference between total dividends and that shown in the Cash Flow Statement is £1,450,000, which is the amount of dividends reinvested under the DRIS.

The proposed final dividend is subject to approval by Shareholders at the Annual General Meeting and has not been included as a liability in these Financial Statements.

Set out below are the total income dividends payable in respect of the 2022/23 financial year, which is the basis on which the requirements of Section 274 of the Income Tax Act 2007 are considered.

	2023 £'000	2022 £'000
Profit/(loss) for the year	539	(340)
Proposed final income dividend of nil pence (2022: nil pence) for the year ended 30 September 2023	–†	–

† Despite the revenue profit for the year, no revenue dividend can be made due to the deficit on the revenue reserve as shown in the footnote to the Statement of Changes in Equity on page 65.

## 8. Basic and diluted earnings and return per share

	2023	2022
Total earnings after taxation: (£'000)	(10,586)	(105,175)
<b>Basic and diluted earnings per share (Note a) (pence)</b>	<b>(6.23)</b>	<b>(67.32)</b>
Net revenue from ordinary activities after taxation (£'000)	539	(340)
<b>Revenue earnings per share (Note b) (pence)</b>	<b>0.32</b>	<b>(0.22)</b>
Total capital return (£'000)	(11,125)	(104,835)
<b>Capital earnings per share (Note c) (pence)</b>	<b>(6.55)</b>	<b>(67.10)</b>
Weighted average number of shares in issue during the year	169,795,766	156,227,923

Notes

a) Basic and diluted earnings per share is total earnings after taxation divided by the weighted average number of shares in issue during the year.

b) Revenue earnings per share is net revenue after taxation divided by the weighted average number of shares in issue during the year.

c) Capital earnings per share is total capital return divided by the weighted average number of shares in issue during the year.

There are no instruments in place that may increase the number of shares in issue in future. Accordingly, the above figures currently represent both basic and diluted returns.

# Notes to the Financial Statements (continued)

for the year ended 30 September 2023

## 9. Investments at fair value

	Fully listed £'000	Traded on AIM £'000	Unlisted shares £'000	Unlisted loan stock £'000	Other funds* £'000	2023 Total £'000	2022 Total £'000
Opening book cost at 30 September 2022	8,357	122,935	14,303	500	4,483	150,578	153,489
Unrealised (losses)/gains at 30 September 2022	(2,275)	47,514	11,392	(375)	(1,218)	55,038	222,185
Permanent impairment in value of investments	–	(2,442)	(4,633)	–	–	(7,075)	(7,075)
Opening valuation at 30 September 2022	6,082	168,007	21,062	125	3,265	198,541	368,599
Shares delisted	–	(188)	188	–	–	–	–
Purchases at cost	–	7,604	–	–	19,002	26,606	9,829
Sale proceeds	–	(2,627)	(9)	–	(7,000)	(9,636)	(79,022)
Net realised gains	–	977	7	–	11	995	12,776
Movement in unrealised gains	1,220	(15,968)	5,118	375	280	(8,975)	(113,641)
Closing valuation at 30 September 2023	7,302	157,805	26,366	500	15,558	207,531	198,541
Book cost at 30 September 2023	8,357	126,473	14,488	500	16,496	166,314	150,578
Unrealised (losses)/gains at 30 September 2023	(1,055)	42,352	16,524	–	(938)	56,883	55,038
Permanent impairment in value of investments (see note)	–	(11,020)	(4,646)	–	–	(15,666)	(7,075)
Closing valuation at 30 September 2023	7,302	157,805	26,366	500	15,558	207,531	198,541

Transaction costs on the purchase and disposal of investments of £1,000 were incurred in the year. These have not been deducted from realised gains shown above of £995,000 but have been deducted in arriving at gains on realisation of investments disclosed in the Income Statement of £994,000.

The shares delisted during the year relate to La Chemeau Group.

\* Other funds include the Unicorn Ethical Fund, the BlackRock Cash Fund and the Royal London Short-Term Money Market Fund.

Note: Permanent impairments of £7,075,000 were held in respect of losses on investments held at the previous year end. Additional impairments of £8,591,000 provided for in the year relate to Bonhill Group, £1,755,000, British Honey Company, £3,101,000, Kellan Group, £13,000, Miroma Holdings, £1,000, Osirium Technologies, £1,971,000 and Trackwise Designs, £1,750,000.

### Reconciliation of cash movements in investment transactions

The difference between the purchases in Note 9 and that shown in the Cash Flows is £2,000 which represents the reinvested dividends on the Royal London Short-Term Money Market Fund.

# Notes to the Financial Statements (continued)

for the year ended 30 September 2023

## 10. Significant interests

At 30 September 2023, the Company held significant investments, amounting to 3% or more of the equity capital of an undertaking, in the following companies:

Stock	Equity investment (ordinary shares) £'000	Total investment (at cost) £'000	Percentage of investee company's total equity %
Hasgrove	1,303	1,303	24.5
Feedback	4,000	4,000	18.2
British Honey Company (The)	3,101	3,101	16.6
Let's Explore Group PLC (formerly Immotion Group) plc	2,250	2,250	15.3
Aurigo International	2,980	2,980	14.9
Microsaic Systems	2,175	2,175	11.8
PHSC	253	253	11.3
Fusion Antibodies	1,410	1,410	10.8
LightwaveRF	2,616	2,616	10.6
nkoda Limited	2,497	2,497	10.6
Anpario	1,422	1,422	9.3
Oberon Investments Group	2,000	2,000	9.1
Tribe Technology	2,000	2,000	9.0
Directa Plus	4,610	4,610	8.9
Oxford Biodynamics	2,750	2,750	8.3
Dillistone Group	1,078	1,078	8.1
Heartstone Inns	1,112	1,112	7.5
Surface Transforms	3,164	3,164	7.4
LungLife AI	3,080	3,080	6.9
Smooove	1,500	1,500	6.6
Crawshaw Group	1,538	1,538	6.4
Falanx Group	1,500	1,500	6.3
SulNOx Group	1,800	1,800	6.0
Avingtrans	1,864	1,864	5.9
Phynova	1,500	1,500	5.7
Tracsis	1,500	1,500	5.5
Hardide	2,054	2,054	5.4
Belvoir Group	2,362	2,362	5.4
Verici DX	2,125	2,125	5.4
Access Intelligence	3,159	3,159	5.1
Destiny Pharma	2,500	2,500	4.3
Syndicate Room	1,250	1,250	4.0
Trellus Health	2,500	2,500	3.9
Arecor Therapeutics	2,778	2,778	3.9
Engage XR	2,084	2,084	3.6
Tristel	878	878	3.5
Touchstar Technologies	338	338	3.5
Verditek	1,500	1,500	3.4
Driver Group	1,113	1,113	3.1
PCI-PAL	900	900	3.1

All of the above companies are incorporated in the United Kingdom.

At 30 September 2023, the Company held 19% of the Income B shares issued by the Unicorn UK Ethical Income Fund. Unicorn UK Ethical Income Fund is a sub-fund of the Unicorn Investment Funds ICVC, managed by Unicorn Asset Management Limited ("UAML").

The Company owns 24.5% of the equity of Hasgrove. The value of Hasgrove at 30 September 2023 was £23.6 million equating to 11.2% of net assets. In Hasgrove's last financial statements for the year ended 31 December 2022, the turnover was £29.4 million, profit before tax was £8.1 million and net assets £13.2 million.

The total percentage of equity held in the Company's investments by funds managed by UAML is disclosed in the Investment Portfolio Summary on pages 13 to 20 of this Report.

## Notes to the Financial Statements (continued)

for the year ended 30 September 2023

### 11. Debtors

	2023 £'000	2022 £'000
<b>Amounts due within one year:</b>		
Prepayments and accrued income	675	515
	<u>675</u>	<u>515</u>

### 12. Creditors: amounts falling due within one year

	2023 £'000	2022 £'000
Accruals	1,203	1,283
Unclaimed dividends	504	–
Shares purchased for cancellation	–	398
	<u>1,707</u>	<u>1,681</u>

### 13. Called up share capital

	2023 £'000	2022 £'000
<b>Allotted, called-up and fully paid:</b>		
Ordinary shares of 1p each: 172,876,156 (2022: 164,023,203)	<u>1,729</u>	<u>1,640</u>

During the year, the Company made purchases of 3,398,754 (a total of £33,987 nominal value) of its own Ordinary shares for a total cost of £3,785,000 representing 2.1% of the opening share capital. The difference between the buy backs and that shown in the Cash Flow Statement of £4,183,000 is the creditor outstanding at the prior year end as shown in note 12.

In January 2023, the Company announced an Offer for Subscription which opened and closed fully subscribed on 6 February 2023. The Company allotted 11,108,248 Ordinary shares representing 6.8% of the opening share capital at prices ranging from 134.97 pence to 139.26 pence per share, raising net funds of £14,619,000 from gross funds raised of £14,996,000.

During the year, the Company allotted 1,143,459 Ordinary shares at an average price of 123.69 pence per share under the DRIS.

## Notes to the Financial Statements (continued)

for the year ended 30 September 2023

### 14. Reserves

The full details of the changes in reserves are shown in the Statement of Changes in Equity on page 65.

The purpose of the Special reserve is to fund market purchases of the Company's own shares as and when it is considered by the Board to be in the interests of the Shareholders, make distributions and to write-off existing and future losses (including permanent impairments) as the Company must take into account capital losses in determining distributable reserves. Included in the transfer to the Special reserve from the profit and loss account is the total of realised losses incurred by the Company in the year of £2,833,000 and a net increase in permanent impairments of £8,591,000.

### Reconciliation of the Statement of Cash Flows to the Statement of Changes in Equity.

The Statement of Cash Flows discloses an inflow of funds of £14,619,000 being shares issued under the Offer for Subscription of £14,996,000, less expenses of shares issued under the Offer for Subscription. Total expenses were £377,000, being 2.5% of amounts subscribed under the Offer (less any discount), payable to the Investment Manager as Promoter to the Offer.

### 15. Net asset value

	2023	2022
Net Assets	£211,856,000	£221,126,000
Number of shares in issue	172,876,156	164,023,203
Net asset value per share	122.55p	134.81p

### 16. Reconciliation of loss for the year to net cash outflow from operating activities

	2023 £'000	2022 £'000
Loss for the year	(10,586)	(105,175)
Net unrealised losses on investments	8,975	113,641
Net gains on realisation of investments	(994)	(12,771)
Transaction costs	(1)	(5)
Increase in debtors and prepayments	(160)	(61)
Decrease in creditors and accruals	(80)	(613)
Reconciling items – dividends reinvested	(2)	(16)
Net cash outflow from operating activities	(2,848)	(5,000)

# Notes to the Financial Statements (continued)

for the year ended 30 September 2023

## 17. Financial instruments

The Company's financial instruments comprise:

- Equity, preference shares, OEICs and loan stocks that are held in accordance with the Company's investment objective.
- Cash and short-term debtors and creditors that arise directly from the Company's operations.

The principal purpose of these financial instruments is to generate revenue and capital appreciation through the Company's operations. The Company has no gearing or other financial liabilities apart from short-term creditors.

It is, and has been throughout the year under review, the Company's policy that no trading in derivative financial instruments shall be undertaken.

### Classification of financial instruments

The Company held the following categories of financial instruments at 30 September 2023. All assets are included in the Statement of Financial Position at fair value and all liabilities at amortised cost which equates to fair value.

	2023 (Book and fair value) £'000	2022 (Book and fair value) £'000
<b>Assets at fair value through profit or loss:</b>		
Investment portfolio	207,531	198,541
<b>Loans and receivables</b>		
Accrued income	657	493
Cash at bank	5,357	23,751
<b>Liabilities at amortised cost or equivalent</b>		
Creditors (including unclaimed dividends)	<u>(1,707)</u>	<u>(1,681)</u>
Total for financial instruments	211,838	221,104
Non-financial instruments	<u>18</u>	<u>22</u>
Total net assets	<u>211,856</u>	<u>221,126</u>

The investment portfolio principally consists of fully listed, AIM quoted investments, unquoted investments and collective OEIC investment funds, valued at their bid price, net asset value, or Directors' valuation for unquoted investments, which represents fair value.

The investment portfolio has a high concentration of risk towards small, UK based companies, the majority of which are quoted on the Sterling denominated UK AIM market (74.6% of net assets), within other funds (7.3% of net assets), unquoted investments 12.7% of net assets) and fully listed shares (3.4% of net assets).

The main risks arising from the Company's financial instruments are due to investment or market price risk, credit risk, interest rate risk and liquidity risk. Whilst there have been no changes in the nature of these risks that the Company has faced during the past year, there has been a growing escalation in the sensitivity of each risk. The Board reviews and agrees policies for managing each of these risks, which are summarised below. There have been no changes in their objectives, policies or processes for managing risks during the past year.



## Notes to the Financial Statements (continued)

for the year ended 30 September 2023

### Risk

**Market Price Risk:** Market price risk arises from uncertainty about the changes in market prices of financial instruments held in accordance with the Company's investment objectives. These changes in market prices are determined by many factors but include the operational and financial performance of the underlying investee companies, as well as market perceptions of the future performance of the UK economy and its impact upon the economic environment in which these companies operate.

**Credit Risk:** Failure by counter-parties to deliver securities which the Company has paid for, or pay for securities which the Company has delivered. The Company uses a third-party custodian, and were that entity not to segregate client assets from its own, it would expose the Company's assets so held to such risk. The Company is exposed to credit risk through its debtors and holdings of loan stocks and cash.

Cash is held at banks with a credit rating of A or above.

The Company's maximum exposure to credit risks at 30 September 2023 was:

	2023 £'000	2022 £'000
Loan stock investments	500	125
Accrued income and other debtors	657	493
Cash at bank	5,357	23,751
	<u>6,514</u>	<u>24,369</u>

The following table shows the expected maturity of the loan stock investments referred to above:

	2023 £'000	2022 £'000
<b>Repayable or converting within</b>		
0 to 1 year	500	–
1 to 2 years	–	–
2 to 3 years	–	125
3 to 4 years	–	–
4 to 5 years	–	–
Total	<u>500</u>	<u>125</u>

**Liquidity Risk:** The Company's investments in the equity and loan stocks of unlisted and AIM listed companies are thinly traded and as such the prices tend to be more volatile than those of more widely traded securities. In addition, the Company may not be able to realise the investments at their carrying value if there are no willing purchasers. The ability of the Company to purchase or sell investments is also constrained by the requirements for continuing to qualify as a Venture Capital Trust.

## Notes to the Financial Statements (continued)

### for the year ended 30 September 2023

The maturity profile of the Company's financial liabilities, including creditors is as follows:

	2023 £'000	2022 £'000
Within 1 year or less	1,707	1,681

**Interest Rate Risk:** Some of the Company's financial assets are interest-bearing. As a result, the Company is exposed to fair value interest rate risk due to fluctuations in the prevailing level of market interest rates. The value of the Company's equity and non-equity investments, OEIC investment and its net revenue may be affected by interest rate movements. Investments in the portfolio include small businesses, which are relatively high risk investments which may be sensitive to interest rate fluctuations. On maturity of the Company's fixed rate non-equity investments, it may not be possible to re-invest in assets which provide the same rates as those currently held. The amount of revenue receivable from fixed interest stocks and on bank balances may be affected by fluctuations in interest rates.

**Currency Risk:** All assets and liabilities are denominated in Sterling except Abcam which is denominated in USD. There is not a material currency risk other than the impact currency fluctuation may have on the performance of investee companies' operations.

**Inflation Risk:** The current higher level of inflation may have a severe impact on the performance of investee companies.

#### Management of risk

**Market Price Risk:** At formal meetings held at least quarterly, the Board reviews the Company's exposure to market price risk inherent in the Company's portfolio. Mitigation is achieved by maintaining a spread of equities across different market sectors. The Board seeks to ensure that a proportion of the Company's assets is invested in cash and readily realisable securities. The Company does not use derivative instruments to hedge against market risk.

The Company holds an investment totalling £3.5 million (2022: £3.3 million) in the Unicorn UK Ethical Fund managed by UAML.

The Unicorn UK Ethical Fund is diversified across a number of holdings with 100% invested in AIM and fully listed companies, or held in cash and as such, is exposed to overall market risk.

As at 30 September 2023, the Unicorn UK Ethical Income Fund contained 17.0% in AIM shares and 78.0% in fully listed stocks with an average market capitalisation of £1.8 billion. In addition, 5.0% was held in cash.

**Liquidity risk:** Besides the maintenance of a spread of investments within the investment portfolio, the Company maintains liquidity by holding adequate levels of cash and OEIC funds which can be realised to meet the costs of future investments and running costs.

**Credit Risk:** All transactions are settled on the basis of delivery against payment. The Board manages market and credit risks in respect of the current investments and cash by ensuring that the Investment Manager diversifies investments and under VCT rules none may exceed 15% of the Company's total assets at the time of investment.

**Credit Quality:** Financial assets that are neither past due nor impaired comprise investments in equity and preference shares, investments in OEICs, investments in loan stock, cash and debtors. The credit quality of cash can be assessed with reference to external credit ratings and are currently rated as A or higher for cash held at NatWest and BNY Mellon. The credit quality of the loan stock and debtors cannot be readily assessed by reference to external credit ratings.

**Interest Rate Risk:** The Company's assets and liabilities include cash and one fixed interest non-equity stock, the value of which is reviewed by the Board, as referred to above. As most of the portfolio is non-interest bearing, the direct exposure to interest rates is insignificant. The impact of changes in interest rates on the value of the portfolio is discussed in the sensitivity analysis below.

## Notes to the Financial Statements (continued)

for the year ended 30 September 2023

### Financial net assets

The interest rate profile of the Company's financial net assets at 30 September 2023 was:

	Financial net assets on which no interest paid £'000	Fixed rate financial assets £'000	Variable rate financial assets £'000	Total £'000	Weighted average interest rate %	Average period to maturity (years)
Equity shares	191,473	–	–	191,473	N/A	N/A
Unicorn OEIC	3,488	–	–	3,488	N/A	N/A
Other funds	–	–	12,070	12,070	N/A	N/A
Loan stocks	–	500	–	500	7.5	1
Cash	–	–	5,357	5,357	N/A	N/A
Debtors	657	–	–	657	N/A	N/A
Creditors	(1,707)	–	–	(1,707)	N/A	N/A
Total for financial instruments	193,911	500	17,427	211,838		
Other non financial assets	18	–	–	18		
Total net assets	193,929	500	17,427	211,856		

The interest rate profile of the Company's financial net assets at 30 September 2022 was:

	Financial net assets on which no interest paid £'000	Fixed rate financial assets £'000	Variable rate financial assets £'000	Total £'000	Weighted average interest rate %	Average period to maturity (years)
Equity shares	195,151	–	–	195,151	N/A	N/A
Unicorn OEIC	3,265	–	–	3,265	N/A	N/A
Loan stocks	125	–	–	125	N/A	2.1
Cash	–	–	23,751	23,751	N/A	N/A
Debtors	493	–	–	493	N/A	N/A
Creditors	(1,681)	–	–	(1,681)	N/A	N/A
Total for financial instruments	197,353	–	23,751	221,104		
Other non financial assets	22	–	–	22		
Total net assets	197,375	–	23,751	221,126		

The Company's investments in equity shares and similar instruments have been excluded from the interest rate risk profile as they have no maturity date and would thus distort the weighted average period information.

## Notes to the Financial Statements (continued)

for the year ended 30 September 2023

### Sensitivity analysis – quoted investments

The Board believes that the Company's assets are mainly exposed to market price risk, as the Company is required to hold most of its assets in the form of investments in small companies which are denominated in Sterling. Most of these assets are, or will be, held in companies quoted on the AIM Market where the Company's investment objective is to achieve a return, partly from dividends, but mainly from capital growth from realisations. The table below shows the impact on profit and net assets if there were to be a 20% movement in overall share prices, which might in part be caused by changes in interest rate levels, but it is not considered possible to evaluate separately the impact of changes in interest rates upon the Company's portfolio of investments in small companies.

For this purpose the investment in the OEIC managed by UAM, the BlackRock Unit Trust and the Royal London OEIC are also included in this analysis. The Financial Highlights and the Investment Portfolio Summary at the front of this Annual Report give Shareholders further analysis in percentages of investments by asset class and market sector, and page 81 contains information on segments of market capitalisation, under "Management of risk". The sensitivity analysis below assumes that each of these sub categories produces a movement overall of 20%, which the Directors feel is a reasonable assumption in the current climate, and that the portfolio of shares and UAML managed OEIC held by the Company are perfectly correlated to this overall movement in share prices. Shareholders should note that this level of correlation would not be the case in reality.

	2023 Profit and net assets	2022 Profit and net assets
<b>If overall share prices rose/fell by 20% (2022: 20%), with all other variables held constant</b>		
– increase/(decrease) (£'000)	41,406/(41,406)	39,683/(39,683)
Increase/(decrease) in earnings, and net asset value, per Ordinary share (pence)	23.95/(23.95)	24.19/(24.19)
<b>If interest rates were 1% higher/(lower) (2022: 5%), with all other variables held constant</b>		
– increase/(decrease) (£'000)	174/(174)	1,194/(0)
Increase/(decrease) in earnings, and net asset value, per Ordinary share (pence)	0.10/(0.10)	0.72/(0.00)

The loan stock has been excluded as it was repaid shortly after the year end.

### Unquoted investments – fair value sensitivity analysis

	Base Case – Average	Sensitivity Range
EV/EBITDA Multiple (x)	14.7x	13.2x – 16.2x
Total Discount Factor (%)	52%	48% – 56%

The unquoted investments held by the Company have been reviewed in order to identify whether changing inputs to reasonably possible alternative assumptions would result in a significant change to the Fair Value measurement. Where relevant, the sensitivity analysis includes the most prudent assumptions (downside case) and the most optimistic assumptions (upside case). Applying the downside case assumptions, the total value of the unquoted investments would decline by £5.1 million (-19.1%) to £21.7million. Applying the upside case assumptions, the total value of the unquoted investments would increase by £5.4 million (+19.9%) to £32.2 million. Total discount factor is defined as the aggregate percentage discount applied due to the risks from illiquidity and other risks (principally smaller company risk) when calculating the Fair Value of an unquoted investment.

## Notes to the Financial Statements (continued)

for the year ended 30 September 2023

### Fair value hierarchy

The table below sets out fair value measurements using FRS 102 s34.22 fair value hierarchy. The Company has one class of asset, being at fair value through profit or loss.

Financial assets at fair value through profit or loss at 30 September 2023	Level 1 £'000	Level 2 £'000	Level 3 £'000	Total £'000
Equity investments	165,107	–	26,366	191,473
Loan stock investments	–	–	500	500
Open ended investment companies	–	15,558	–	15,558
<b>Total</b>	<b>165,107</b>	<b>15,558</b>	<b>26,866</b>	<b>207,531</b>

Financial assets at fair value through profit or loss at 30 September 2022	Level 1 £'000	Level 2 £'000	Level 3 £'000	Total £'000
Equity investments	174,089	–	21,062	195,151
Loan stock investments	–	–	125	125
Open ended investment companies	–	3,265	–	3,265
<b>Total</b>	<b>174,089</b>	<b>3,265</b>	<b>21,187</b>	<b>198,541</b>

There are currently no financial liabilities at fair value through profit or loss.

Categorisation within the hierarchy has been determined on the basis of the lowest level input that is significant to the fair value measurement of the relevant asset as follows:

Level 1 – valued using quoted prices in active markets for identical assets.

Level 2 – valued by reference to valuation techniques using observable inputs other than quoted prices included within Level 1.

Level 3 – valued by reference to valuation techniques using inputs that are not based on observable market data.

The valuation techniques used by the Company are explained in the accounting policies in Note 1.

There have been no transfers during the year between Levels 1 and 2. A reconciliation of fair value measurements in Level 3 is set out below. The British Honey Company was suspended during the year but has not been moved to Level 3.

	Equity Investments £'000	Loan stock investments £'000	Total £'000
<b>Opening balance at 1 October 2022</b>	<b>21,062</b>	<b>125</b>	<b>21,187</b>
Shares delisted	188	–	188
Purchases	–	–	–
Sales	(9)	–	(9)
Total gains included in gains/(losses) on investments in the Income Statement:	–	–	–
– on assets sold	7	–	7
– on assets held at the year end	5,118	375	5,493
<b>Closing balance at 30 September 2023</b>	<b>26,366</b>	<b>500</b>	<b>26,866</b>

## Notes to the Financial Statements (continued)

### for the year ended 30 September 2023

Level 3 unquoted equity and loan stock investments are valued in accordance with the IPEV guidelines as follows:

	30 September 2023 £'000	30 September 2022 £'000
<b>Investment valuation methodology</b>		
Discounted cash flow	500	125
Recent transactions	1,993	–
Net asset value	766	2,155
Discounted earnings multiple	<u>23,607</u>	<u>18,907</u>
	<u>26,866</u>	<u>21,187</u>

The valuation methodology chosen is considered by the Board to be the most appropriate for that investment, with regard to the December 2022 IPEV guidelines.

The valuation of unquoted investments is reviewed by the Board at each quarter end. The valuation methodology used may change for each investment which could result in a material adjustment within the next year to the valuations above.

Details of unquoted investments are shown in the Investment Portfolio Summary on pages 13 to 19 and in the Unquoted Investments Summary on page 20.

## 18. Management of capital

The Board manages the Company's capital (effectively the net assets) to further the overall objective of providing an attractive return to Shareholders through maintaining a steady flow of dividend distributions from the income as well as capital gains generated by the portfolio.

Under VCT tax legislation, for accounting periods commencing after 6 April 2019, at least 80% (previously 70%) calculated by VCT valuation rules, of the Company's cash and investment assets (effectively the gross assets) must at all times be invested in UK companies that are not fully listed. As an AIM VCT, the majority of the Company's assets are held in ordinary shares quoted on the AIM market. The overall level of capital deployed will change as the value of the investments changes. It is also reduced by dividend distributions and buy backs of the Company's own shares.

There is limited scope to alter the Company's capital structure in the light of changing perceived risks in the Company's investment universe and in economic conditions generally. The Board may issue new shares if promising opportunities are available to the Investment Manager. As stated on page 26, the Board has the power to borrow in order to add some gearing but has no current intention to do so.

## 19. Segmental analysis

The Company has one reportable segment and one operating segment which operates wholly in the United Kingdom.

## 20. Post balance sheet events

On 28 November 2023, the Company announced an Offer for Subscription as detailed in the Chair's Statement on page 3.

On 6 December 2023, the Court sanctioned the transaction on Abcam and proceeds amounting to \$25.9 million are expected to be received shortly.

## 21. Related party transactions

Details of the relationships between the Directors of the Company and Investee Companies are given in their biographies on pages 36 and 37.

## 22. Capital commitments and contingent liabilities

On 27 July 2023, the Company made a capital commitment to invest £1,500,000 in Eden Research. This transaction was completed on 6 October 2023.

## Shareholder Information

The Company's Ordinary shares (Code: UAV) are listed on the London Stock Exchange. Shareholders can visit the London Stock Exchange website: [www.londonstockexchange.com](http://www.londonstockexchange.com), for the latest news and share prices of the Company. The share price can also be accessed through the Company's website: [www.unicornaimvct.co.uk](http://www.unicornaimvct.co.uk) selecting the options Fund Information then "Live Share Price".

### Electronic Communications

Shareholders have previously approved a resolution to allow the Company to use its website to publish statutory documents and communications to Shareholders, such as the Annual Report and Accounts, as its default method of publication. The Directors recommend that Shareholders receive information electronically reducing costs and also the impact on environment of producing and posting paper copy reports.

Shareholders are encouraged to register on the Registrar's electronic system at <https://unicorn-aim.cityhub.uk.com> to receive communications by email and to ensure that their details are up to date. This portal system can also be used to register to receive dividend payments directly into their bank accounts.

Any Shareholders may request that they are posted copies of reports either through the 'Portal' or by contacting the Company Secretary.

### Net asset value per share

The Company normally announces its unaudited NAV on a monthly basis by an RNS release.

### Dividend

The Directors have proposed a final dividend of 3.5 pence per share. Subject to Shareholder approval, the dividend will be paid on 14 February 2024 to Shareholders on the Register on 5 January 2024.

The Board has previously decided the Company will pay all cash dividends by bank transfer rather than by cheque.

Shareholders will have the following options available for future dividends:

- Complete a bank mandate form and receive dividends via direct credit to a UK domiciled bank account.
- Reinvest the dividends for additional shares in the Company through the Dividend Reinvestment Scheme (DRIS).

For those Shareholders who previously received their dividend by cheque, and who have not provided their bank details to the Registrar, a bank mandate form will be available on the Company's website. Once completed the form should be sent to the Company's Registrars, City Partnership at the address shown on page 89. If Shareholders have any questions regarding the completion of the form they are advised to contact the City Partnership on 01484 240910 or by email: [registrars@city.uk.com](mailto:registrars@city.uk.com).

### Dividend Reinvestment Scheme

Shareholders may elect to reinvest their dividends by subscribing for new shares in the Company. Shares will be issued at the latest published Net Asset Value prior to the allotment. For details of the scheme see the Company's website: [www.unicornaimvct.co.uk/dividend-reinvestment-scheme](http://www.unicornaimvct.co.uk/dividend-reinvestment-scheme) or contact the scheme administrators, The City Partnership, on 01484 240910.

### Financial calendar

December 2023	Circulation of Annual Report for the year ended 30 September 2023 to Shareholders
5 January 2024	Record date for Shareholders to be eligible for final dividend
7 February 2024	Annual General Meeting
14 February 2024	Payment date for final dividend subject to Shareholder approval at the Annual General Meeting
31 March 2024	Half-year end
May 2024	Announcement of Half-Yearly Results
June 2024	Circulation of Half-Yearly Report for the six months ending 31 March 2024 to Shareholders
August 2024	Payment of interim dividend
30 September 2024	Year end
December 2024	Announcement of final results for the year ending 30 September 2024

### Selling your shares

The Company's shares are listed on the London Stock Exchange and as such they can be sold in the same way as any other quoted company through a stockbroker. **Shareholders wishing to sell their shares are advised to contact the Company's stockbroker, Panmure Gordon (UK) Limited, by telephoning 020 7886 2716 or 2717 before agreeing a price with their stockbroker.** Shareholders are also advised to discuss their individual tax position with their financial adviser before deciding to sell their shares.

## Shareholder Information (continued)

### Annual General Meeting

The twenty-second Annual General Meeting (AGM) of the Company will be held on 7 February 2024 and Shareholders can attend this meeting in person. Arrangements for the meeting are detailed on pages 41 and 42. Voting on all Resolutions will be conducted on a Poll including all proxy votes submitted. The Notice of the Meeting is included on pages 90 to 94 of this Annual Report and a separate proxy form has been included with Shareholders' copies of this Annual Report. Proxy forms should be completed in accordance with the instructions printed thereon and sent to the Company's Registrars, The City Partnership (UK) Limited, at the address given on the form, to arrive no later than 11.30am on 5 February 2024. Please note that you can vote your shares electronically at <https://proxy-unicorn.cpip.io/>.

The Company intends to broadcast the AGM, together with an online presentation by Chris Hutchinson from the Investment Manager and a representative of one of the portfolio companies, via Zoom. The Directors will also be in attendance during the presentation. It is anticipated that Shareholders will have an opportunity to submit questions for the Directors or Investment Manager either in advance of the presentations, by email, to [unicornaimvct@iscaadmin.co.uk](mailto:unicornaimvct@iscaadmin.co.uk) or on the day during the presentation in person or through the text facility in Zoom. To receive an invitation to join the Zoom presentation please email [unicornaimvct@iscaadmin.co.uk](mailto:unicornaimvct@iscaadmin.co.uk) from the email address you wish the invitation to be sent to, by midday on Wednesday 31 January 2024.

### Shareholder enquiries:

For general shareholder enquiries, please contact ISCA Administration Services Limited (the Company Secretary) on 01392 487056 or by e-mail on [unicornaimvct@iscaadmin.co.uk](mailto:unicornaimvct@iscaadmin.co.uk).

For enquiries concerning the performance of the Company, please contact the Investment Manager, Unicorn Asset Management Limited, on 020 7253 0889 or by e-mail on [info@unicornam.com](mailto:info@unicornam.com).

For enquiries relating to your shareholding, please contact The City Partnership (UK) Limited on +44 (0)1484 240 910 or email at [registrars@city.uk.com](mailto:registrars@city.uk.com) or by post to: The City Partnership (UK) Limited, The Mending Rooms, Park Valley House, Meltham Road, Huddersfield HD4 7BH.

Electronic copies of this report and other published information can be found via the Company's website: [www.unicornaimvct.co.uk](http://www.unicornaimvct.co.uk).



### Fraud warning

The Company has become aware that a small number of its Shareholders along with shareholders of other VCTs have received unsolicited telephone calls from people purporting to act on behalf of a client who is looking to acquire their VCT shares at an attractive price. The caller often says they already have a significant holding and are trying to obtain a 51% stake in the Company. We believe these calls are part of a "Boiler Room Scam". Typically, these unsolicited calls originate from outside the UK, although a UK address may be given and a UK telephone number provided. If the Shareholder wishes to proceed, they are sent a non-disclosure agreement to sign and return. If this is returned a payment may then be requested for a bond or insurance policy.

Shareholders are warned to be very suspicious if they receive any similar type of telephone call and are strongly advised never to respond to unsolicited calls and emails from people who are not known to them.

If you have any concerns, please contact the Company Secretary, ISCA Administration Services on 01392 487056, or email [unicornaimvct@iscaadmin.co.uk](mailto:unicornaimvct@iscaadmin.co.uk).

### Information rights for beneficial owners of shares

Please note that beneficial owners of shares who have been nominated by the registered holder of those shares to receive information rights under section 146 of the Companies Act 2006 are required to direct all communications to the registered holder of their shares, rather than to the Company's Registrar, The City Partnership (UK) Limited, or to the Company directly.



# Glossary

## AIM

The Alternative Investment Market, a sub-market of the London Stock Exchange, designed to help smaller companies access capital from public markets.

## Alternative performance measures

A financial measure of historical or future performance or financial position shown in the Key Performance Indicators on pages 23 and 24.

## Cumulative dividends paid

The total amount of dividend distributions paid by the Company, since 30 September 2013.

## Discount

A discount to NAV is calculated by subtracting the mid-market share price from the NAV per share and is expressed as a percentage of the NAV per share.

## DRIS

The Dividend Reinvestment Scheme which gives Shareholders the opportunity to reinvest future dividend payments by subscribing for additional Ordinary Shares.

## DTR

The Disclosure and Transparency Rules contained within the Financial Conduct Authority's Handbook.

## EBITDA

Earnings Before Interest, Tax, Depreciation and Amortisation. A metric used to evaluate a company's operating performance.

## Fair Value

The amount for which an asset or equity instrument could be exchanged between parties. For investments traded on a Stock Exchange market this is usually the closing bid price on the balance sheet date. The fair value of unquoted investments is determined in accordance with current IPEV guidelines.

## IPEV Guidelines

The International Private Equity and Venture Capital Valuation ("IPEV") Guidelines as issued in December 2022 which set out recommendations, intended to represent current best practice, on the valuation of Private Capital Investments where they are reported at fair value by assessing different methods of valuation, such as price of recent transaction, earnings multiples, discounted cash flows and net assets.

## Income Tax Act ("ITA")

The Income Tax Act (2007).

## Net Assets

The total value of all the Company's assets, at fair value, having deducted all liabilities at their carrying value.

## NAV

Total Net Assets divided by the number of shares in issue at the date of calculation and usually expressed as an amount per share.

## NAV total return

Comprises the NAV per share plus the cumulative dividends paid to the year end.

## Ongoing charges

The total expenses incurred in the ordinary course of the business expressed as a percentage of average Net Assets.

The ratio is calculated in accordance with the Association of Investment Companies' ("AIC") recommended methodology, published in May 2012. This figure indicates the annual percentage reduction in Shareholder returns as a result of recurring operational expenses. Although the Ongoing Charges figure is based on historic information, it does provide Shareholders with a guide to the level of costs that may be incurred by the Company in the future. The costs of trail commission paid to intermediaries of £30,000 is not included in this calculation.

## Qualifying investments

An investment in a company satisfying a number of conditions under the VCT legislation. Included among the many conditions are: the shares or securities in the company must have been originally issued to the VCT and held ever since, the company must be unquoted (which includes listing on AIM or the Aquis exchanges), have a permanent establishment in the UK and apply the money raised for the purposes of growth and development for a qualifying trade within a specified time period. There are also restrictions relating to the size and stage of the company as well as maximum investment limits.

## State Aid Regulation

The previous EU State Aid Regulations as replaced by the UK Subsidy Control Act 2022.

## VCT

A Venture Capital Trust as defined in the Income Tax Act 2007.

## VCT Value

The value of an investment when acquired, rebased if the holding is added to which causes an increase or decrease in its value.

## 80% test

The requirement for the Company to hold a minimum of 80% of its total assets, by VCT value, in qualifying holdings.

## Summary of VCT Regulations

To assist Shareholders, the following is a summary of the most important rules and regulations that determine VCT status.

**To maintain its status as a VCT, the Company must meet a number of conditions, the most important of which are that:**

- for accounting periods beginning on or after 6 April 2019 the Company must hold at least 80%, by VCT tax value\*, of its total investments (shares, securities and liquidity) in VCT qualifying holdings, within approximately three years of a fundraising;
- all qualifying investments made by VCTs on or after 6 April 2018, together with qualifying investments made by funds raised on or after 6 April 2011, are in aggregate required to comprise at least 70% by VCT tax value in "eligible shares", which carry no preferential rights (save as may be permitted under VCT rules) to dividends or return of capital and no rights to redemption;
- no investment in a single company or group of companies may represent more than 15% (by VCT tax value) of the Company's total investments at the date of investment;
- the Company must pay sufficient levels of income dividend from its revenue available for distribution so as not to retain more than 15% of its income from shares and securities in a year;
- the Company's shares must be listed on a regulated European stock market;
- non-qualifying investments can no longer be made, except for certain limited exemptions in managing the Company's short-term liquidity; and
- VCTs are required to invest 30% of funds raised in an accounting period beginning on or after 6 April 2018 in qualifying holdings within 12 months of the end of the accounting period.

**Since 6 April 2019:**

- the period for reinvestment of proceeds on disposal of qualifying investments increased from 6 to 12 months.

**To be a VCT qualifying holding, new investments must be in companies:**

- which carry on a qualifying trade;
- which have no more than £15 million of gross assets at the time of investment and no more than £16 million immediately following investment from VCTs;
- whose maximum age is generally up to seven years (ten years for knowledge intensive businesses);
- that receive no more than an annual limit of £5 million and a lifetime limit of £12 million (for knowledge intensive companies the annual limit is £10 million and the lifetime limit is £20 million), from VCTs and similar sources of State Aid and subsidy funding;
- that use the funds received from VCTs for growth and development purposes.

**In addition, VCTs may not:**

- offer secured loans to investee companies, and any returns on loan capital above 10% must represent no more than a commercial return on the principal; and
- make investments that do not meet the new 'risk to capital' condition (which requires a company, at the time of investment, to be an entrepreneurial company with the objective to grow and develop, and where there is a genuine risk of loss of capital).

\* VCT tax value means as valued in accordance with prevailing VCT legislation. The value of an investment when acquired, rebased if the holding is added to at a different price, which causes an increase or decrease in its valuation. This may differ from the actual cost of each investment shown in the Investment Portfolio Summary on pages 12 to 20.

# Corporate Information

**Directors (all non-executive)**

Tim Woodcock (Chair)  
Charlotta Ginman  
Jeremy Hamer  
Josphine Tubbs

**Registered office:**

The Office Suite  
Den House  
Den Promenade  
Teignmouth TQ14 8SY

**Secretary & Administrator**

ISCA Administration Services Limited  
The Office Suite  
Den House  
Den Promenade  
Teignmouth TQ14 8SY  
01392 487056  
[unicornaimvct@iscaadmin.co.uk](mailto:unicornaimvct@iscaadmin.co.uk)

**Company Registration Number**

04266437

**Legal Entity Identifier**

21380057QDV7D34E9870

**Website**

[www.unicornaimvct.co.uk](http://www.unicornaimvct.co.uk)

**Investment Manager**

Unicorn Asset Management Limited  
First Floor Office  
Preacher's Court  
The Charterhouse  
Charterhouse Square  
London EC1M 6AU

**VCT Tax Adviser**

PricewaterhouseCoopers LLP  
1 Embankment Place  
London WC2N 6RH

**Stockbroker**

Panmure Gordon (UK) Limited  
40 Gracechurch Street  
London EC3V 0BT

**Auditor (appointed 7 February 2023)**

Johnston Carmichael  
7-11 Melville Street  
Edinburgh EH3 7PE

**Custodian**

The Bank of New York Mellon  
One Canada Square  
London E14 5AL

**Bankers**

National Westminster Bank plc  
City of London Office  
PO Box 12264  
1 Princes Street  
London EC2R 8BP

**Registrar**

The City Partnership (UK) Limited  
The Mending Rooms  
Park Valley House  
Meltham Road  
Huddersfield HD4 7BH

**Solicitors**

Shakespeare Martineau LLP  
No 1 Colmore Square  
Birmingham B4 6AA

**UNICORN AIM VCT PLC**

(Registered in England and Wales No. 04266437)

## Notice of the Annual General Meeting

NOTICE IS HEREBY GIVEN that the twenty-second Annual General Meeting of Unicorn AIM VCT plc (the "Company") will be held at 11.30am on Wednesday, 7 February 2024 at The Great Chamber, The Charterhouse, Charterhouse Square, London EC1M 6AN for the purposes of considering the following resolutions of which resolutions 1 to 10 will be proposed as ordinary resolutions and resolutions 11 and 12 will be proposed as special resolutions. The rationale for the election/re-election of each Director is given on pages 36 and 37.

**All resolutions will be decided on by a Poll and Shareholders are encouraged to vote using their proxy card or online.**

### Ordinary Resolutions

1. To receive and adopt the audited Annual Report and Accounts of the Company for the year ended 30 September 2023 ("Annual Report"), together with the Directors' Report and Auditor's report thereon.
2. To approve the Directors' Remuneration Report as set out in the Annual Report.
3. To re-appoint Johnston Carmichael of 7-11 Melville Street, Edinburgh EH3 7PE as Auditor to the Company until the conclusion of the next Annual General Meeting.
4. To authorise the Directors to determine Johnston Carmichael's remuneration as Auditor to the Company.
5. To re-elect Tim Woodcock as a Director of the Company.
6. To re-elect Charlotta Ginman as a Director of the Company.
7. To re-elect Jeremy Hamer as a Director of the Company.
8. To re-elect Josephine Tubbs as a Director of the Company.
9. To approve the payment of a final dividend in respect of the year ended 30 September 2023 of 3.5 pence per ordinary share of 1p each, payable on 14 February 2024 to Shareholders on the register on 5 January 2024.
10. That, in substitution for any existing authorities, the Directors of the Company be and hereby are generally and unconditionally authorised pursuant to section 551 of the Companies Act 2006 (the "Act") to exercise all the powers of the Company to allot ordinary shares of 1p each in the capital of the Company ("Shares") and to grant rights to subscribe for, or convert any security into, Shares ("Rights") up to an aggregate nominal value of £691,504, representing 40% of the issued share capital at the date of this report, provided that the authority conferred by this resolution shall (unless renewed, varied or revoked by the Company in a general meeting) expire on the date falling 15 months after the passing of this resolution or, if earlier, at the conclusion of the Annual General Meeting of the Company to be held in 2025, but so that this authority shall allow the Company to make before the expiry of this authority offers or agreements which would or might require Shares to be allotted or Rights to be granted after such expiry and the Directors of the Company shall be entitled to allot Shares or grant Rights pursuant to any such offers or agreements as if the authority conferred by this Resolution 10 had not expired.

### Special Resolutions

11. That, subject to the passing of Resolution 10 set out in this notice and in substitution for any existing authorities, the Directors of the Company be and hereby are empowered in accordance with sections 570 and 573 of the Act to allot or make offers or agreements to allot equity securities (as defined in section 560 of the Act) for cash, pursuant to the authority conferred upon them by Resolution 10 set out in this notice, or by way of a sale of treasury shares, as if section 561(1) of the Act did not apply to any such sale or allotment, provided that the power conferred by this resolution shall be limited to:
  - (i) the allotment and issue of equity securities with an aggregate nominal value of up to, but not exceeding, £345,752, representing 20% of the issued share capital at the date of this report, in connection with offer(s) for subscription;

**UNICORN AIM VCT PLC**

(Registered in England and Wales No. 04266437)

## Notice of the Annual General Meeting (continued)

- (ii) the allotment and issue of equity securities with an aggregate nominal value of up to, but not exceeding, 10% of the issued share capital of the Company from time to time pursuant to any dividend re-investment scheme operated by the Company, at a subscription price per share which may be less than the net asset value per share, as may be prescribed by the scheme terms; and
- (iii) the allotment, otherwise than pursuant to sub-paragraph (i) and (ii) above, of equity securities with an aggregate nominal value of up to, but not exceeding, 10% of the issued share capital of the Company from time to time,

in each case where the proceeds may be used, in whole or part, to purchase the Company's Shares in the market and provided that this authority shall (unless renewed, varied or revoked by the Company in general meeting) expire on the date falling 15 months after the passing of this resolution or, if earlier, at the conclusion of the Annual General Meeting to be held in 2025, except that the Company may, before the expiry of this authority, make offers or agreements which would or might require equity securities to be allotted after such expiry and the Directors may allot equity securities in pursuance of such offer or agreement as if the authority conferred hereby had not expired.

12. That, in substitution for any existing authorities, the Company be and hereby is authorised pursuant to section 701 of the Act to make one or more market purchases (within the meaning of section 693(4) of the Act) of its own Shares on such terms and in such manner as the Directors of the Company may determine (either for cancellation or for the retention as treasury shares for future re-issue or transfer), provided that:

- (i) the aggregate number of Shares which may be purchased shall not exceed 25,914,135 or, if lower, such number of Shares (rounded down to the nearest whole Share) as shall equal 14.99% of the Shares in issue at the date of passing this resolution;
- (ii) the minimum price which may be paid for a Share is 1p (the nominal value thereof);
- (iii) the maximum price which may be paid for a Share shall be the higher of (a) an amount equal to five per cent above the average of the middle market quotations for a Share taken from the London Stock Exchange Daily Official List for the five business days immediately preceding the day on which the Share is to be purchased and (b) the price stipulated by Article 5(6) of the Market Abuse Regulation (596/2014/EU) (as such Regulation forms part of UK law as amended);
- (iv) the authority conferred by this resolution shall (unless previously renewed or revoked in general meeting) expire on the date falling 15 months after the passing of this resolution or, if earlier, at the conclusion of the Annual General Meeting of the Company to be held in 2025; and
- (v) the Company may make a contract or contracts to purchase its own Shares under the authority hereby conferred prior to the expiry of such authority which will or may be executed wholly or partly after the expiry of such authority, and may make a purchase of its own Shares in pursuance of any such contract.

By order of the Board

**ISCA Administration Services Limited**

Company Secretary

**Registered Office**

ISCA Administration Services Limited

The Office Suite

Den House

Den Promenade

Teignmouth TQ14 8SY

7 December 2023

**UNICORN AIM VCT PLC**

(Registered in England and Wales No. 04266437)

## Notice of the Annual General Meeting (continued)

### Notes

- (i) Pursuant to Regulation 41 of the Uncertificated Securities Regulations 2001, entitlement to attend and vote at the meeting (and the number of votes that may be cast thereat), will be determined by reference to the Register of Members of the Company at the close of business on the day which is two days before the day of the meeting or of the adjourned meeting. Changes to the Register of Members of the Company after the relevant deadline shall be disregarded in determining the rights of any person to attend and vote at the meeting.
- (ii) A member entitled to attend and vote at the meeting is entitled to appoint a proxy or proxies to attend, speak and vote on his or her behalf. A proxy need not also be a member but must attend the meeting to represent you. Details of how to appoint the Chair of the meeting or another person as your proxy using the form of proxy are set out in the notes on the form of proxy. If you wish your proxy to speak on your behalf at the meeting you will need to appoint your own choice of proxy (not the Chair) and give your instructions directly to them.
- (iii) You may appoint more than one proxy provided each proxy is appointed to exercise rights attached to different shares. You may not appoint more than one proxy to exercise rights attached to any one share. To appoint more than one proxy, you may copy the proxy form, clearly stating on each copy the shares to which the proxy relates, or to request additional copies of the proxy form contact the Company's Registrars, The City Partnership (UK) Limited, on +44 (0)1484 240 910 (lines are open between 9.00 am and 5.30 pm Monday to Friday, calls are charged at standard geographic rates and will vary by provider). Calls outside the United Kingdom will be charged at applicable international rates. Different charges may apply to calls from mobile telephones and call may be recorded and randomly monitored for security and training purposes. For legal reasons The City Partnership (UK) Limited will be unable to give advice on the merits of the proposals or provide financial, legal, tax or investment advice. Please indicate in the box next to the proxy holder's name the number of shares in relation to which they are authorised to act as your proxy. Please also indicate by ticking the box provided if the proxy instruction is one of multiple instructions being given. All forms must be signed and returned together in the same envelope.
- (iv) The statement of the rights of members in relation to the appointment of proxies in paragraphs (ii) and (iii) above does not apply to Nominated Persons. The rights described in these paragraphs can only be exercised by members of the Company.
- (v) Any person to whom this notice is sent who is a person nominated under section 146 of the Companies Act 2006 (the "Act") to enjoy information rights (a "Nominated Person") may, under an agreement between him/her and the member by whom he/she was nominated, have a right to be appointed (or to have someone else appointed) as a proxy for the meeting. If a Nominated Person has no such proxy appointment right or does not wish to exercise it, he/she may, under any such agreement, have a right to give instructions to the Shareholder as to the exercise of voting rights.
- (vi) If you have been nominated to receive general shareholder communications directly from the Company, it is important to remember that your main contact in terms of your investment remains as it was i.e. the registered shareholder, or perhaps custodian or broker, who administers the investment on your behalf). Therefore any changes or queries relating to your personal details and holding (including administration thereof) must continue to be directed to your existing contact at your investment manager or custodian. The Company cannot guarantee to deal with matters that are directed to it in error. The only exception to this is where the Company, in exercising one of its powers under the Act, writes to you directly for a response.
- (vii) A personal reply paid form of proxy is enclosed with this document. To be valid, the enclosed form of proxy for the meeting, together with the power of attorney or other authority, if any, under which it is signed or a notarially certified or office copy thereof, must be deposited at the offices of the Company's Registrar, The City Partnership (UK) Limited, The Mending Rooms, Park Valley House, Meltham Road, Huddersfield HD4 7BH, so as to be received not later than 11.30am on Monday, 5 February 2024 or 48 hours before the time appointed for any adjourned meeting or, in the case of a poll taken subsequent to the date of the meeting or adjourned meeting, so as to be received no later than 24 hours before the time appointed for taking the poll.
- (viii) If you prefer, you may return the proxy form to The City Partnership (UK) Limited in an envelope addressed to The City Partnership (UK) Limited, The Mending Rooms, Park Valley House, Meltham Road, Huddersfield HD4 7BH.
- (ix) Please note that you can vote your shares electronically at <https://proxy-unicorn.cpip.io/>

**UNICORN AIM VCT PLC**

(Registered in England and Wales No. 04266437)

## Notice of the Annual General Meeting (continued)

- (x) Appointment of a proxy or CREST proxy instruction, subject to the stated attendance restrictions, will not preclude a member from subsequently attending and voting at the meeting should he or she subsequently decide to do so. You can only appoint a proxy using the procedure set out in these notes and the notes to the form of proxy.
- (xi) CREST members who wish to appoint a proxy or proxies through the CREST electronic proxy appointment service may do so by using the procedures described in the CREST Manual. CREST personal members or other CREST sponsored members, and those CREST members who have appointed a service provider(s), should refer to their CREST sponsor or voting service provider(s), who will be able to take the appropriate action on their behalf.
- (xii) In order for a proxy appointment or instruction made using the CREST service to be valid, the appropriate CREST message (a 'CREST Proxy Instruction') must be properly authenticated in accordance with Euroclear UK & International Limited's specifications, and must contain the information required for such instruction, as described in the CREST Manual. The message, regardless of whether it constitutes the appointment of a proxy or is an amendment to the instruction given to a previously appointed proxy must in order to be valid, be transmitted so as to be received by the issuer's agent (ID 8RA57) by 11.30am on Monday, 5 February 2024. For this purpose, the time of receipt will be taken to be the time (as determined by the timestamp applied to the message by the CREST Application Host) from which the issuer's agent is able to retrieve the message by enquiry to CREST in the manner prescribed by CREST. After this time any change of instructions to proxies appointed through CREST should be communicated to the appointee through other means.
- (xiii) CREST members and, where applicable, their CREST sponsors, or voting service providers should note that Euroclear UK & International Limited does not make available special procedures in CREST for any particular message. Normal system timings and limitations will, therefore, apply in relation to the input of CREST Proxy Instructions. It is the responsibility of the CREST member concerned to take (or, if the CREST member is a CREST personal member, or sponsored member, or has appointed a voting service provider, to procure that his/her CREST sponsor or voting service provider(s) take(s)) such action as shall be necessary to ensure that a message is transmitted by means of the CREST system by any particular time. In this connection, CREST members and, where applicable, their CREST sponsors or voting system providers are referred, in particular, to those sections of the CREST Manual concerning practical limitations of the CREST system and timings.
- (xiv) As at 6 December 2023 (being the last business day prior to the publication of this notice), the Company's issued share capital comprised 172,876,156 ordinary shares of 1p each, all of which carry one vote each. Therefore, the total voting rights in the Company as at 6 December 2023 was 172,876,156.
- (xv) The Directors' appointment letters will be available for inspection at the Company's registered office during normal business hours on any weekday (excluding Saturdays, Sunday and public holidays) and shall be available for inspection at the place of the Annual General Meeting for at least fifteen minutes prior to and during the meeting.
- (xvi) If a corporate shareholder has appointed a corporate representative, the corporate representative will have the same powers as the corporation could exercise if it were an individual member of the Company. If more than one corporate representative has been appointed, on a vote on a show of hands on a resolution, each representative will have the same voting rights as the corporation would be entitled to. If more than one authorised person seeks to exercise a power in respect of the same shares, if they purport to exercise the power in the same way, the power is treated as exercised; if they do not purport to exercise the power in the same way, the power is treated as not exercised.
- (xvii) Under section 527 of the Act, members meeting the threshold requirements set out in that section have the right to require the Company to publish on a website a statement setting out any matter relating to: (i) the audit of the Company's accounts (including the Auditor's Report and the conduct of the audit) that are to be laid before the AGM; or (ii) any circumstance connected with an auditor of the Company ceasing to hold office since the previous meeting at which annual accounts and reports were laid in accordance with section 437 of the Act. The Company may not require the Shareholders requesting any such website publication to pay its expenses in complying with sections 527 or 528 of the Act. Where the Company is required to place a statement on a website under section 527 of the Act, it must forward the statement to the Company's Auditor no later than the time when it makes the statement available on the website. The business which may be dealt with at the AGM includes any statement that the Company has been required under section 527 of the Act to publish on a website.

**UNICORN AIM VCT PLC**

(Registered in England and Wales No. 04266437)

## Notice of the Annual General Meeting (continued)

- (xviii) At the meeting Shareholders have the right to ask questions relating to the business of the meeting and the Company is obliged under section 319A of the Act to answer such questions, unless; a) to do so would interfere unduly with the conduct of the meeting or would involve the disclosure of confidential information, b) the information has been given on the Company's website: [www.unicornaimvct.co.uk](http://www.unicornaimvct.co.uk) in the form of an answer to a question, or c) it is undesirable in the interests of the Company or the good order of the meeting that the question be answered.
- (xix) Further information, including the information required by section 311A of the Act, regarding the meeting is available on the Company's website: [www.unicornaimvct.co.uk](http://www.unicornaimvct.co.uk).
- (xx) Members satisfying the thresholds in section 338A of the Companies Act 2006 may request the Company to include in the business to be dealt with at the Annual General Meeting any matter (other than a proposed resolution) which may properly be included in the business at the Annual General Meeting. A matter may properly be included in the business at the Annual General Meeting unless (i) it is defamatory of any person or (ii) it is frivolous or vexatious. A request made pursuant to this right may be in hard copy or electronic form, must identify the matter to be included in the business, must be accompanied by a statement setting out the grounds for the request, must be authenticated by the person(s) making it and must be received by the Company not later than six weeks before the date of the Annual General Meeting.
- (xxi) This notice, together with information about the total number of shares in the Company in respect of which members are entitled to exercise voting rights at the meeting at 6 December 2023 (the business day prior to the approval of this Notice) and, if applicable, any members' statements, members' resolutions or members' matter of business received by the Company after the date of this Notice, will be available on the Company's website: [www.unicornaimvct.co.uk](http://www.unicornaimvct.co.uk).



# Notes

# Notes



Printed by Park Communications on Revive Silk. Revive Silk is manufactured from FSC® Recycled certified fibre derived from 100% pre- and post-consumer waste.

Park works to the EMAS standard and its Environmental Management System is certified to ISO14001.

100% of the inks used are vegetable oil based, 95% of press chemicals are recycled for further use and, on average, 99% of any waste associated with this production will be recycled.

This is a certified climate neutral print product for which carbon emissions have been calculated and offset by supporting recognised carbon offset projects. The carbon offset projects are audited and certified according to international standards and demonstrably reduce carbon emissions. The climate neutral label includes a unique ID number specific to this product which can be tracked at [www.climatepartner.com](http://www.climatepartner.com), giving details of the carbon offsetting process including information on the emissions volume and carbon offset project being supported.

Produced by Gunn and Cole Limited.



Unicorn Asset Management Limited

First Floor Office, Preacher's Court, The Charterhouse  
15 Charterhouse Square, London EC1M 6AU

020 7253 0889

[unicornam.com](http://unicornam.com)

**Unicorn**   
Investing with conviction