



**Gill Lakin**  
Fund manager

## EF Brompton Global Balanced Fund

An EF Brompton Multi-Manager OEIC sub-fund

### Investment objective

To achieve moderate growth

### Key facts

Fund size	<b>£25.6 million</b>
Launch date	<b>9 January 2014</b>
Launch price	<b>100p</b>
IA sector and benchmark	<b>Mixed Investment 20-60% Shares</b>
Base currency	<b>Sterling</b>
Valuation point	<b>Noon</b>

### B Shares (Retail)

Price at 31/3/24	<b>162.18p</b>
Minimum investment	<b>£1,000</b>
Minimum top-up	<b>£500</b>
Minimum regular savings	<b>£100</b>
Investment management fee	<b>0.75%</b>
Initial charge	<b>2%</b>
Total expense ratio	<b>1.60%</b>

ACD admin charge	<b>0.25%</b>
Ex-dividend date	<b>1 August</b>
Income distribution date	<b>30 September</b>
Structure	<b>OEIC sub-fund</b>
Year end	<b>31 July</b>
B SEDOL code	<b>BG6LVS3</b>
B ISIN code	<b>GB00BG6LVS30</b>

### Fund manager's commentary

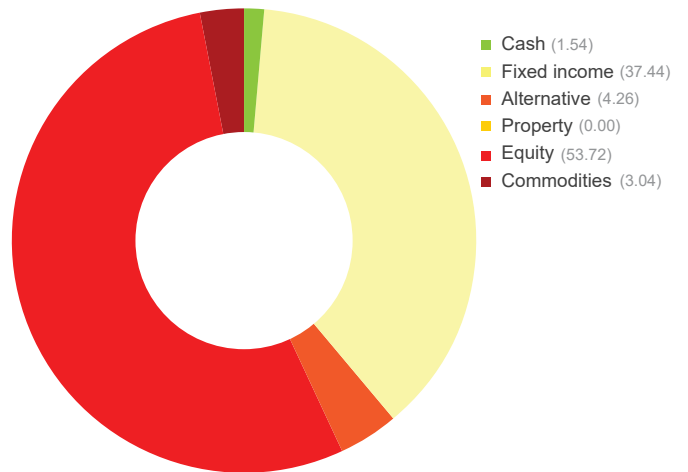
Inflationary pressures eased but the Federal Reserve (Fed), Bank of England (BoE) and European Central Bank left their official interest rates unchanged, aiming to bring inflation sustainably to target. By contrast, the Bank of Japan tightened policy for the first time since 2007, ending Japan's negative interest rate era. Japanese stocks rose 3.42% in sterling. Within the EF Brompton Global Balanced Fund, Man GLG Japan CoreAlpha outperformed, up 5.78%. Comgest Growth Japan lagged, rising 2.74%, but Japan's monetary policy shift may produce a rotation from value stocks that benefitted from yen-weakness towards growth stocks. The Fed lifted its 2024 economic growth forecast from December's 1.2-1.7% to 2-2.4%. US stocks rose 3.36% in sterling, beating global stocks, up 3.33%, but technology stocks lagged, rising only 2.49%. Within the portfolio, Polar Capital Global Technology and the iShares Nasdaq 100 exchange-traded fund did worse, rising 0.64% and 1.33% respectively. Dimensional Global Targeted Value, a small cap investment that should benefit from changing equity market leadership, was added to the global allocation. The tech-lite UK stockmarket outperformed, up 4.71% as the BoE forecast economic recovery and inflation below 2% in the second quarter of 2024. All four of the portfolio's UK equity holdings lagged, however, with Liontrust Special Situations, up 2.33%, weakest. With interest rate cuts approaching, the iShares Physical Gold exchange-traded commodity gained 8.26%. Of the bond investments, the sterling-hedged Redwheel Asia Convertibles holding did best, returning 2.23%. The EF Brompton Global Balanced Fund rose 2.42%† in March while the sector rose 2.39%.

Financial data source: Refinitiv 31 March 2024. † B Acc shares

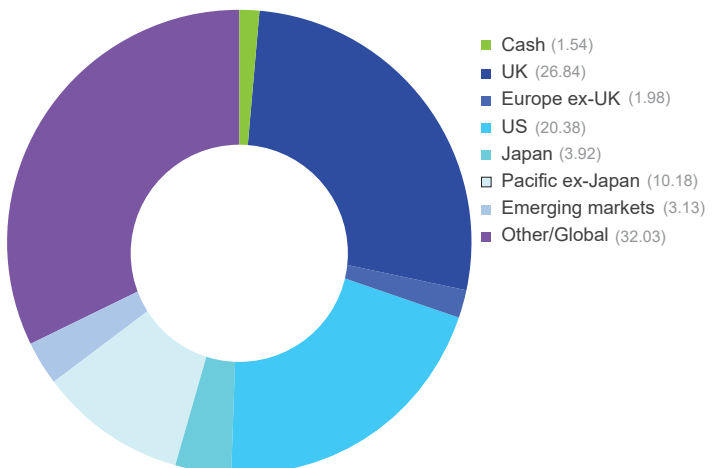
### Portfolio breakdown \*

- UK fixed income**
  - TwentyFour Dynamic Bond
  - Schroder Strategic Credit
  - Jupiter Dynamic Bond
  - Henderson Fixed Interest Monthly Income
- Global fixed income**
  - Vanguard Global Bond (£-hedged)
  - iShares \$ Treasury Bond 7-10 Years (£-hedged)
  - Redwheel Asia Convertibles (£-hedged)
- Alternative**
  - 3i Infrastructure
  - Man GLG UK Absolute Value
  - CT Real Estate Equity Market Neutral
- UK equity**
  - Man GLG Income
  - Artemis UK Special Situations
  - Liontrust Special Situations
  - Aberforth UK Small Companies
- Europe ex-UK equity**
  - BlackRock European Dynamic
- US equity**
  - iShares Core S&P 500
  - iShares Nasdaq 100
- Japanese equity**
  - Comgest Growth Japan
  - Man GLG Japan CoreAlpha
- Pacific ex-Japan equity**
  - Man GLG Asia (ex Japan) Equity
  - Baillie Gifford Pacific
  - Prusik Asian Equity Income
- Emerging market equity**
  - Baillie Gifford Emerging Markets Growth
- Global equity**
  - iShares Core MSCI World
  - Polar Capital Global Technology
  - Polar Capital Global Insurance
  - Guinness Global Equity Income
  - Dimensional Global Targeted Value
- Commodities**
  - iShares Physical Gold

### Asset allocation (%)



### Geographic allocation (%)



\* excluding cash and cash equivalents

Please see overleaf for performance and other important information



## Investment policy

The Fund will typically invest a minimum of 80% of its net asset value in collective investment schemes, exchange traded funds, unregulated collective investment schemes, and may also include transferable securities (including investment trusts and similar instruments), money-market instruments, fixed income instruments, deposits and foreign exchange contracts.

It is expected that exposure to equity markets will typically range from a minimum of 20% to a maximum of 60% of the total Fund, with the aim of achieving the Fund's objective. However, investments will not be confined by industrial, economic or geographical sector.

The Fund may also hold, on a temporary basis, all or part of its assets in cash or other ancillary liquid assets.

The Fund may utilise derivatives for the purposes of efficient portfolio management (typically hedging, including investing in hedged share classes, which attempts to mitigate against falls in the value of the Fund's assets and the effects of changes in currency exchange rates against the Fund's base currency, which is pounds sterling).

The Fund's benchmark is IA Mixed Investment 20-60% Shares. This represents a comparator benchmark because the Fund's performance can be compared to funds which also sit within this industry sector.

For further information please visit our website at [www.bromptonam.com](http://www.bromptonam.com)



Dynamic Planner risk ratings are independently calculated by Distribution Technology, whose scale ranges from '1 – lowest risk' to '10 – highest risk'. Brompton Asset Management does not influence or control these ratings or the methodology used to assess risk. Brompton cannot, therefore, guarantee their accuracy or that these risk ratings will not change.

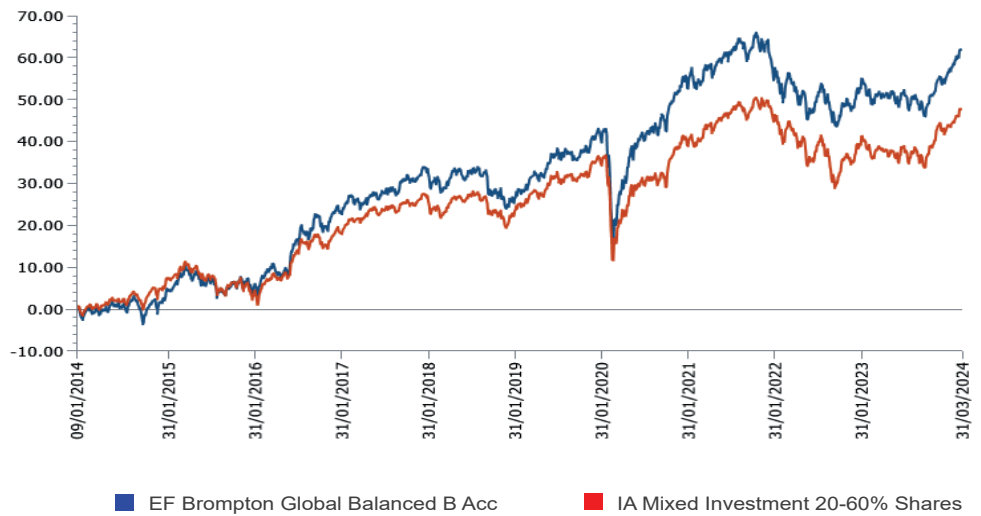
## EF Brompton Global Balanced Fund (continued)

An EF Brompton Multi-Manager OEIC sub-fund

### Performance

Percentage growth, 9 January 2014 to 31 March 2024

EF Brompton Global Balanced B Acc v IA Mixed Investment 20-60% Shares since launch



Source: Lipper, NAV-NAV, sterling, net income reinvested  
Past performance is not an indicator of future performance

Discrete period performance (%)	Year to 31 Mar 2024	Year to 31 Mar 2023	Year to 31 Mar 2022	Year to 31 Mar 2021	Year to 31 Mar 2020
<b>EF Brompton Global Balanced B Acc</b>	<b>7.80</b>	<b>-3.68</b>	<b>1.22</b>	<b>26.97</b>	<b>-6.18</b>
<b>IA Mixed Investment 20-60% Shares</b>	<b>7.76</b>	<b>-5.07</b>	<b>2.82</b>	<b>20.32</b>	<b>-7.21</b>
<b>Quartile ranking</b>	<b>2</b>	<b>1</b>	<b>4</b>	<b>1</b>	<b>2</b>

Cumulative performance (%) to 31 March 2024	1 month	3 months	6 months	12 months	Since launch
<b>EF Brompton Global Balanced B Acc</b>	<b>2.42</b>	<b>4.26</b>	<b>8.88</b>	<b>7.80</b>	<b>62.18</b>
<b>IA Mixed Investment 20-60% Shares</b>	<b>2.39</b>	<b>2.51</b>	<b>8.33</b>	<b>7.76</b>	<b>48.01</b>
<b>Quartile ranking</b>	<b>2</b>	<b>1</b>	<b>2</b>	<b>2</b>	<b>1</b>

Source: Lipper, NAV-NAV, sterling, net income reinvested  
1st quartile means the fund is ranked in the top 25% of funds in its sector

### Important information

For full details of the fund and its risks please refer to the prospectus or Key Investor Information and Supplementary Information Document, which can be found on the Brompton Asset Management website, [www.bromptonam.com](http://www.bromptonam.com). The value of assets and income generated from them may fall as well as rise. Investors may not get a steady income flow and, on disposal, may not receive all their capital back.

#### Past performance is not an indicator of future performance.

Brompton is not authorised to give investment advice. Please obtain professional advice before making an investment decision. Issued by Brompton Asset Management Ltd, which is a limited company registered in England and Wales under registered number 06866020 and is authorised and regulated by the Financial Conduct Authority. Registered office: 1 Knightsbridge Green, London, SW1 7QA. WAY Fund Managers Limited is the authorised corporate director (ACD) of the EF Brompton Multi-Manager Fund range and is authorised and regulated by the Financial Conduct Authority. Registered office: Cedar House, 3 Cedar Park, Cobham Road, Wimborne, Dorset, BH21 7SB.