



# 7IM MODERATELY ADVENTUROUS FUND

AS AT 30 JUNE 2024

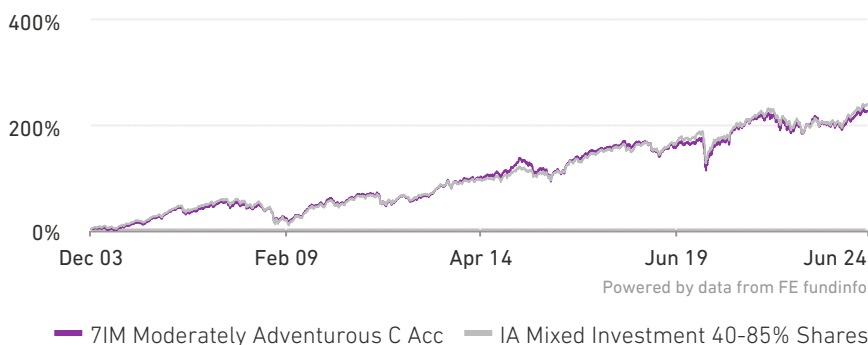
## Investment objective

The fund aims to provide a return primarily by way of capital growth, with some income.

## Investment strategy

The starting point for the Manager's investment process is identifying the best mix of asset classes to create a strategic asset allocation (SAA) customised for each 7IM risk profile. The SAA is then adapted to financial markets to enhance return and reduce volatility on a tactical basis using 7IM's tactical asset allocation process (TAA) making temporary and measured departures from the SAA. The fund's portfolio of assets is constructed by holding a blend of funds and direct investments. The funds are selected using our own expertise and can either be passively invested, where their objective is to closely track a pre-determined index, or actively managed whereby the Manager will use it's own expertise in selecting particular assets.

## Fund performance



## Key information

<b>Fund manager</b>	7IM – Investment Team
<b>Launch date</b>	12 December 2003
<b>Fund size</b>	£356.50m
<b>Performance comparator benchmark</b>	IA Mixed Investment 40-85% Shares
<b>Initial charge</b>	0.00%
<b>Yield</b>	1.00%
<b>Ex-dividend dates</b>	01 June, 01 December
<b>Distribution dates</b>	31 July, 31 January†
<b>Authorised corporate director</b>	Seven Investment Management LLP
<b>Base currency</b>	Sterling
<b>Domicile</b>	United Kingdom
<b>Regulatory structure</b>	UK UCITS
<b>Dealing settlement</b>	12:00 GMT
<b>Dealing frequency</b>	Daily
<b>OCF (includes AMC)†</b>	1.35% (incl. 0.90% AMC)
<b>MiFID II classification</b>	Non-complex
<b>Lump sum investment</b>	From £1000
<b>C Accumulation</b>	
<b>ISIN</b>	GB0033956516
<b>SEDOL</b>	3395651
<b>C Income</b>	
<b>ISIN</b>	GB0033956391
<b>SEDOL</b>	3395639

Rolling performance to 30/06/2024	Last 6m (%)	1y (%)	3ys (%)	5ys (%)	Since Launch (%)
7IM Moderately Adventurous C Acc	4.02	8.61	3.91	24.34	225.45
Performance comparator benchmark	5.91	11.82	7.19	25.58	238.64
Discrete performance	Q2 2023 - Q2 2024 (%)	Q2 2022 - Q2 2023 (%)	Q2 2021 - Q2 2022 (%)	Q2 2020 - Q2 2021 (%)	Q2 2019 - Q2 2020 (%)
7IM Moderately Adventurous C Acc	8.61	3.36	-7.44	19.81	-0.12
Performance comparator benchmark	11.82	3.25	-7.16	17.29	-0.11

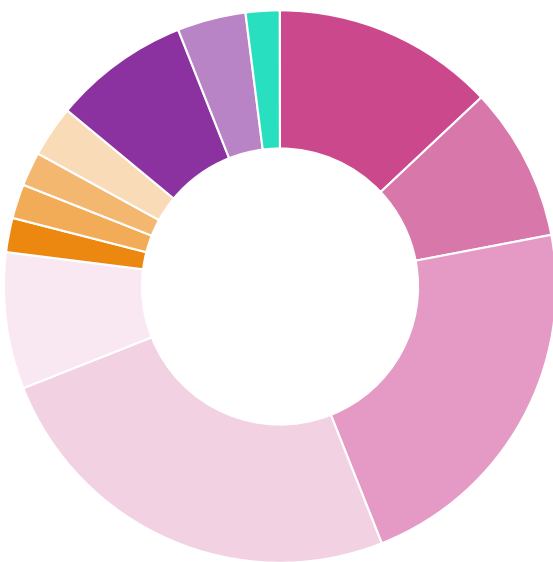
Past performance is not a reliable indicator of future results. 7IM funds are multi-asset and therefore the comparison with the IA Mixed Investment 40-85% Shares is offered as a guide only.

Source: FE fundinfo

AS AT 30 JUNE 2024

## Strategic asset allocation

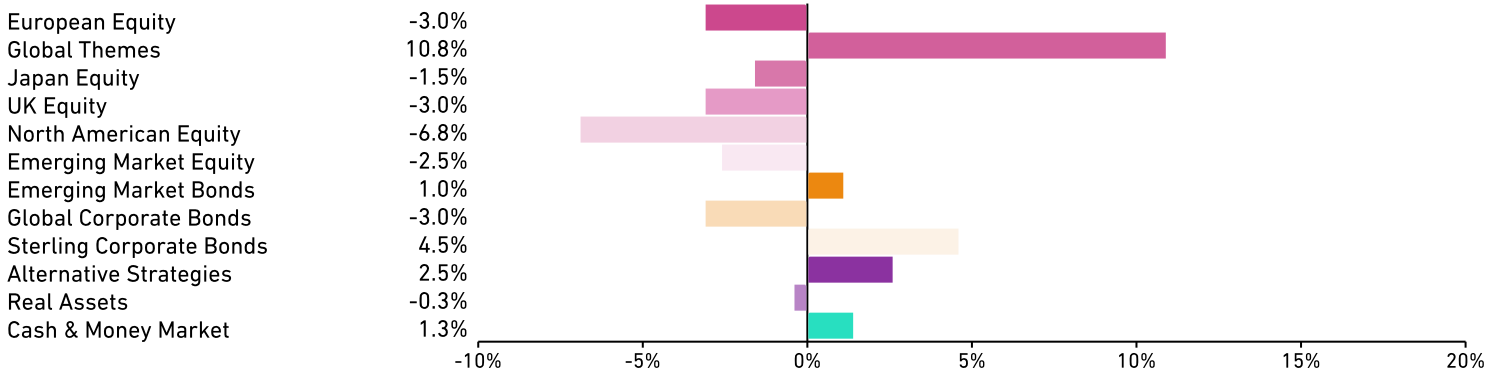
The chart below shows the long-term Strategic Asset Allocation (SAA) of the fund. The SAA forms the backbone of the fund and is reviewed annually. Percentages are subject to rounding.




European Equity	13.0%
Japan Equity	9.0%
UK Equity	22.0%
North American Equity	25.0%
Emerging Market Equity	8.0%
Emerging Market Bonds	2.0%
Global Govt Bond	2.0%
Global High Yield Bonds	2.0%
Global Corporate Bonds	3.0%
Alternative Strategies	8.0%
Real Assets	4.0%
Cash & Money Market	2.0%

## Tactical asset allocation

The chart below shows the shorter-term asset allocations of the fund in relation to the SAA. Percentages are subject to rounding.



## Fund ratings\*





# 7IM MODERATELY ADVENTUROUS FUND

AS AT 30 JUNE 2024

## Top ten holdings

Holding weight (%)

Fidelity UK Select Fund	6.5
Schroder Prime UK Equity Fund	6.4
MAN GLG Income Fund	6.3
AB International Healthcare Fund	6.3
Premier Miton US Opportunities Fund	5.9
USA ESG Screened Equity Future	5.6
L&G Short Dated GBP Corporate Bond	4.6
GS Leveraged US Equity Put Selling Strategy	4.3
Lightman European Bond Fund	4.2
Miton European Opportunities	4.0
<b>Total</b>	<b>54.1</b>

Source: 7IM

## Fund availability

The 7IM funds are available via the majority of the major wraps, platforms and life and pension wrappers. If you would like further information please call us on 020 7760 8777.

## Important information

The specific details of the funds including investment policy, charges and the particular risks associated with the funds are explained in the Prospectus and Key Investor Information Documentation (KIIDs) – a link to these is available via the 7IM website ([www.7im.co.uk](http://www.7im.co.uk)).

‡ Please allow up to 10 working days after the Distribution Date for dividends to be processed and applied to individual client accounts.

† Ongoing Charges Figure includes 7IM Annual Management Charge. Source: KIIDs 07/02/2024.

\*7IM's funds are mapped against a selection of third party risk profiling tools to assist advisers as part of suitability assessments for clients. Such tools are however only one aspect of an adviser's suitability process and other such as the clients' investment term / horizon and knowledge and experience should also be considered. The methodology of third party risk profiling tools is not endorsed by 7IM and individual fund risk profiling scores may not correspond precisely to the risk indicators in the 7IM fund literature.