

## Company Investment Objectives and Policy

The Company seeks to provide a high rate of total return through investment in equities and equity related securities of companies trading in the Asia Pacific region (excluding Japan). The Company seeks to offer a degree of capital preservation through tactical use of derivative instruments.

Above is the Investment Objective of the fund. For details on the fund's Investment Policy please see the KID.

The latest Annual Report includes the investment policy which you should read in conjunction with the KID before investing, these are available on our Schroders website. Relevant risk as associated with this Company are shown overleaf and should be carefully considered before making any investment. Past Performance is not a guide to future performance and may not be repeated. The value of investments and the income from them may go down as well as up and investors may not get back the amounts originally invested. Exchange rate changes may cause the value of investments to fall as well as rise. Performance data does not take into account any commissions and costs, if any, charged when units or shares of any fund, as applicable, are issued and redeemed.

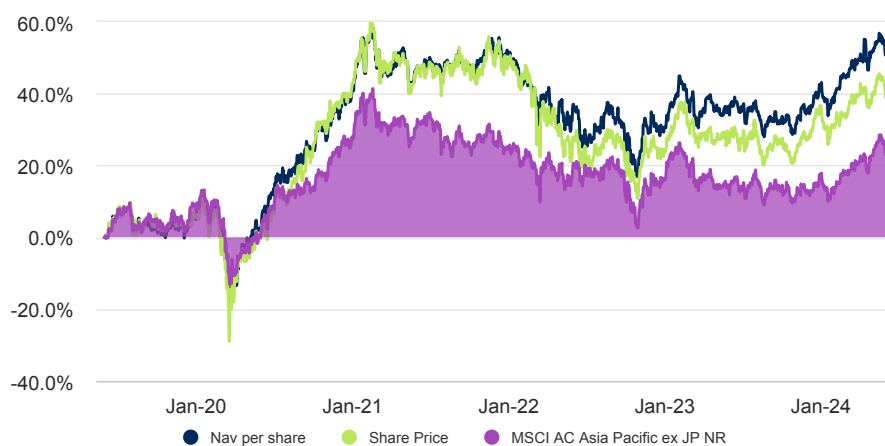
## Performance

Performance (%)	YTD	1 month	3 months	6 months
Share Price	1.7	-0.5	4.0	8.6
Net Asset Value	3.4	-0.6	2.7	9.3
Reference Index	4.6	0.2	4.3	8.7

Performance (%)	1 year	3 years p.a.	5 years p.a.	10 years p.a.
Share Price	10.0	-1.7	6.8	11.4
Net Asset Value	11.1	0.8	8.4	11.4
Reference Index	9.2	-2.2	4.2	6.8

Discrete yearly performance (%)	May 14 - May 15	May 15 - May 16	May 16 - May 17	May 17 - May 18	May 18 - May 19	May 19 - May 20	May 20 - May 21	May 21 - May 22	May 22 - May 23	May 23 - May 24
	Share Price	16.7	1.9	46.1	26.9	-3.8	0.6	45.6	-12.7	-1.3
Net Asset Value	19.6	-0.4	40.5	20.5	-2.6	2.1	43.0	-6.2	-1.8	11.1
Reference Index	15.5	-11.5	41.3	12.5	-3.7	-0.1	31.5	-8.5	-6.3	9.2

## Performance over 5 years



Source: Morningstar, net income reinvested, net of ongoing charges and portfolio costs and where applicable, performance fees, in GBP.

## Ratings and accreditation



Please refer to the Source and ratings information section for details on the icons shown above.

## Company facts

Fund manager	King Fuei Lee Robin Parbrook
Managed company since	15.03.2013 ; 15.03.2013
Alternative Investment Fund Manager	Schroder Unit Trusts Limited
Domicile	United Kingdom
Company launch date	26.11.1987
Company base currency	GBP
NAV (Million)	GBP 444.95
Number of holdings	49
Reference Index	MSCI AC Asia Pacific ex JP NR
Share Price	GBX 436.00
NAV per Share	GBX 465.74
Premium/Discount to NAV	-6.39%
Distribution frequency	Annually
Gearing (%)	7.3
Pay Dates	10.05.2024 - GBX 11.50 11.05.2023 - GBX 11.00 27.05.2022 - GBX 8.50 14.05.2021 - GBX 7.10
Ex-Dates	11.04.2024 ; 06.04.2023 ; 28.04.2022 ; 15.04.2021
Dividend Yield (%)	2.6

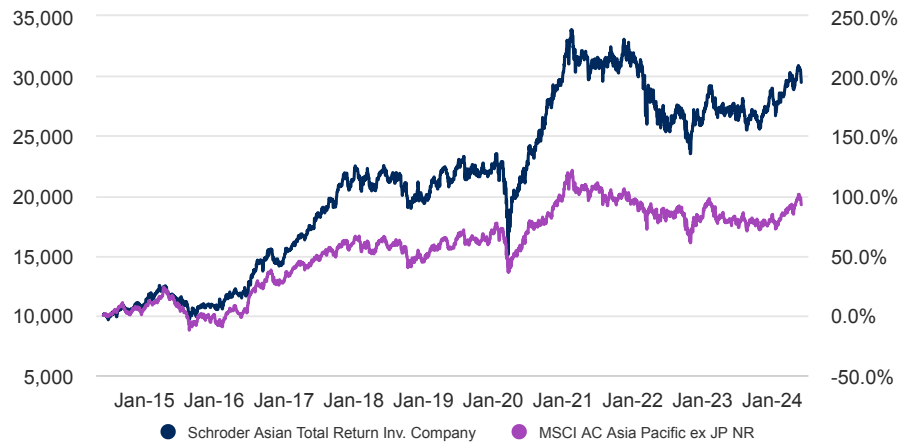
## Fees & expenses

Performance fee	10% of NAV over a 7% hurdle rate. Sum of management and any performance fee capped at 1.25% of net assets. Only applies if meet or outperform reference index.
Ongoing charge	1.11%

## Codes

ISIN	GB0008710799
Bloomberg	TRPAF US
SEDOL	B3BK225
LSE ticker	ATRI

10 year return of GBP 10,000



The chart is for illustrative purposes only and does not reflect an actual return on any investment.


Returns are based on the share price. Share price performance figures are calculated on a mid-market basis in GBP with income reinvested on the ex-dividend date.

Risk considerations

Investors in the emerging markets and Asia should be aware that this involves a high degree of risk and should be seen as long term in nature. Less developed markets are generally less well regulated than the UK, they may be less liquid and may have less reliable arrangements for trading and settlement of the underlying holdings. The Company holds investments denominated in currencies other than sterling, investors should note that exchange rates may cause the value of these investments, and the income from them, to rise or fall. The Company invests in smaller companies that may be less liquid than in larger companies and price swings may therefore be greater than investment companies that invest in larger companies. The Company may borrow money to invest in further investments, this is known as gearing. Gearing will increase returns if the value of the investments purchased increase in value by more than the cost of borrowing, or reduce returns if they fail to do so. Investments such as warrants, participation certificates, guaranteed bonds, etc. will expose the company to the risk of the issuer of these instruments defaulting on paying the capital back to the company. The company can use derivatives to protect the capital value of the portfolio and reduce volatility, or for efficient portfolio management. **Gearing risk:** - The company may borrow money to make further investments, this is known as gearing. Gearing will increase returns if the value of the investments purchased increase by more than the cost of borrowing, or reduce returns if they fail to do so. In falling markets, the whole of the value in that investment could be lost, which would result in losses to the fund.

Where gearing is shown as negative, this reflects net cash.

Summary risk indicator (SRI)

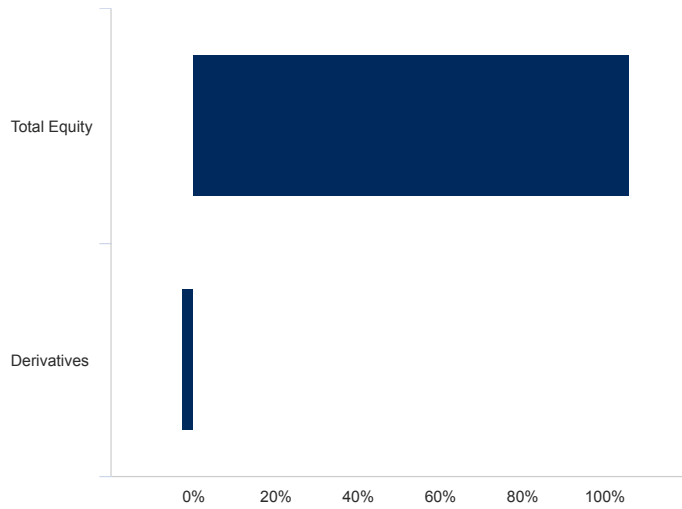


The risk category was calculated using historical performance data (or indicative fund performance during periods of suspension) and may not be a reliable indicator of the fund's future risk profile. The fund's risk category is not guaranteed to remain fixed. Please see the Key Information Document for more information.

Income GBP | Data as at 31.05.2024

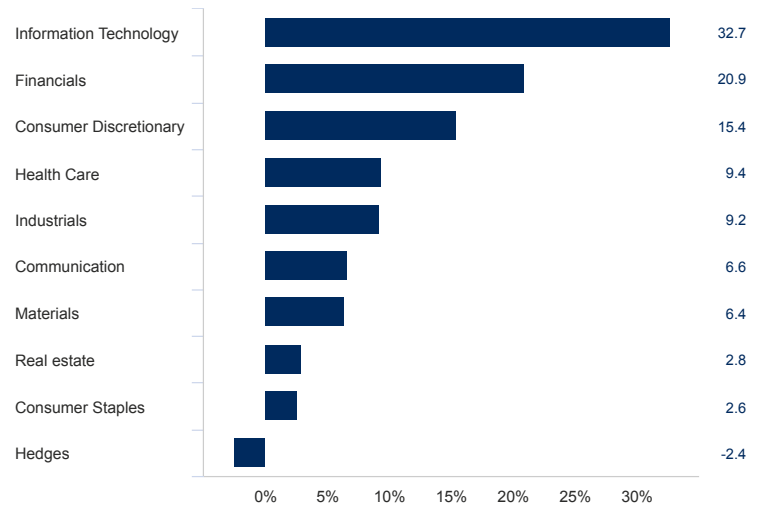
## Asset allocation

### Asset class (%)



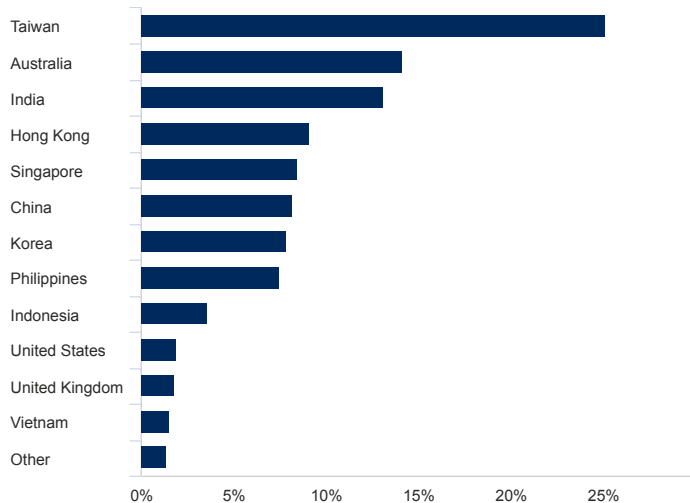
● Company

### Sector (%)



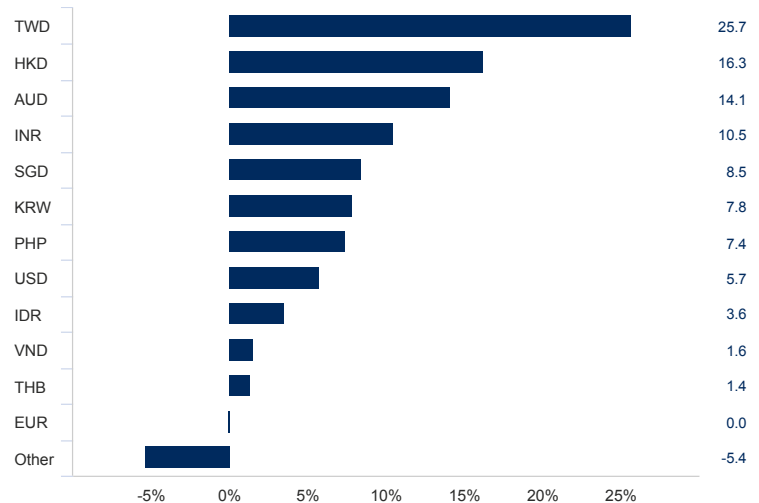
● Company

### Geographical breakdown (%)



● Company

### Currency (%)



● Company

### Top 10 holdings (%)

Holding name	%
TSMC	11.1
Samsung Electronics	6.8
Tencent	4.2
DBS Group	3.8
Mediatek	3.3
AIA	2.6
Bank Mandiri	2.6
ICICI Bank	2.5
HDFC Bank	2.4
Swire Pacific	2.3

Source: Schroders. Top holdings and asset allocation are at company level.

## Contact information

---

Schroder Unit Trusts Limited  
1 London Wall Place  
London  
United Kingdom  
EC2Y 5AU  
Tel: 0800 182 2399  
Fax:

For your security, communications may be taped or monitored.

## Information relating to changes in fund manager, investment objective, benchmark and corporate action information

---

With effect from 15.03.2013, the Reference Index has been the MSCI AC Asia Pacific ex-Japan Index (sterling adjusted). Prior to that date, it was the MSCI AC Asia ex-Japan Index (sterling adjusted). The full track record of the previous index has been kept and chainlinked to the new one. On 21.09.2016, the company, previously named Asian Total Return Investment Company plc, changed its name to Schroders Asian Total Return Investment Company Plc.

## Important information

---

### Costs:

Certain costs associated with your investment in the fund may be incurred in a different currency to that of your investment. These costs may increase or decrease as a result of currency and exchange rate fluctuations.

If a performance fee is applicable to this fund, details of the performance fee model and its computation methodology can be found in the fund's prospectus. This includes a description of the performance fee calculation methodology, the dates on which the performance fee is paid and details of how the performance fee is calculated in relation to the fund's performance fee benchmark, which may differ from the benchmark in the fund's investment objective or investment policy.

For further information regarding the costs and charges associated with your investment, please consult the funds' offering documents and annual report.

### General:

The Board has appointed Schroder Unit Trusts Limited as Alternative Investment Fund Manager, and to prepare this Factsheet. This factsheet should not be taken as any indication the Company held any particular investments at any particular date other than the stated date. Nothing in this factsheet should be construed as advice and is therefore not a recommendation to buy or sell shares. If you are interested in this Company you should contact your usual financial adviser before making any investment decision. In addition you can contact one of our Investor Services team on 0800 182 2399 for further information. Please note that Schroders is unable to give you specific investment advice. For investors' security calls to this number may be recorded. The data contained in this document has been sourced by Schroders and should be independently verified before further publication or use. Issued by Schroder Unit Trusts Limited, 1 London Wall Place, London EC2Y 5AU. Registered No: 4191730 England. Authorised and regulated by the Financial Conduct Authority. Nothing in this factsheet should be construed as advice and is therefore not a recommendation to buy or sell shares. If you are interested in this fund you should contact your usual financial adviser before making any investment decision. Please note that Schroders is unable to give you specific investment advice. For investors' security calls to this number may be recorded. Subscriptions for company shares can only be made on the basis of its latest Key Investor Document and Accounts, together with the latest audited annual report (and subsequent unaudited semi-annual report), copies are available in English and can be obtained, free of charge, from Schroder Investment Management Limited.

**Morningstar Rating:** © Morningstar 2024. All Rights Reserved. The information contained herein: (1) is proprietary to Morningstar and/or its content providers; (2) may not be copied or distributed; and (3) is not warranted to be accurate, complete or timely. Neither Morningstar nor its content providers are responsible for any damages or losses arising from any use of this information. Past performance is no guarantee of future results.