



iShares Nikkei 225 UCITS ETF
Japanese Yen (Accumulating)
iShares VII plc



June 2024

Performance, Portfolio Breakdowns and Net Asset information as at: 30-Jun-2024. All other data as at 04-Jul-2024.

This document is marketing material. For Investors in the UK. Investors should read the KIID/PRIIPs document and prospectus prior to investing, and should refer to the prospectus for the funds full list of risks.

FUND OVERVIEW

The Fund seeks to track the performance of an index composed of the 225 most actively traded Japanese companies on the first section of the Tokyo Stock Exchange.

As at 8th January 2018, the benchmark index converted from a price return series to a net of tax total return series. Historic performance of the benchmark index has been simulated to reflect this change and such data is used for the purposes of demonstrating historic performance in the "Past Performance" table.

KEY BENEFITS

1. Targeted exposure to the most liquid companies in the first section of the Tokyo Stock Exchange
2. Direct investment into Japanese companies
3. Single country exposure

RISK INDICATOR

Lower Risk

Potentially Lower Rewards

Higher Risk

Potentially Higher Rewards



CAPITAL AT RISK: The value of investments and the income from them can fall as well as rise and are not guaranteed. Investors may not get back the amount originally invested.

KEY RISKS:

- Investment risk is concentrated in specific sectors, countries, currencies or companies. This means the Fund is more sensitive to any localised economic, market, political, sustainability-related or regulatory events.
- The value of equities and equity-related securities can be affected by daily stock market movements. Other influential factors include political, economic news, company earnings and significant corporate events.
- Counterparty Risk: The insolvency of any institutions providing services such as safekeeping of assets or acting as counterparty to derivatives or other instruments, may expose the Share Class to financial loss.

PRODUCT INFORMATION

ISIN : IE00B52MJD48

Share Class Launch Date : 25-Jan-2010

Share Class Currency : JPY

Total Expense Ratio : 0.48%

Use of Income : Accumulating

Net Assets of Share Class (M) : 57,308.06 JPY

KEY FACTS

Asset Class : Equity

Benchmark : Nikkei 225®

Fund Launch Date : 25-Jan-2010

Net Assets of Fund (M) : 57,308.06 JPY

SFDR Classification : Other

Domicile : Ireland

Methodology : Replicated

Issuing Company : iShares VII plc

Product Structure : Physical

ISA Eligibility : Yes

SIPP Available : Yes

UK Reporting Status : Yes

PORTFOLIO CHARACTERISTICS

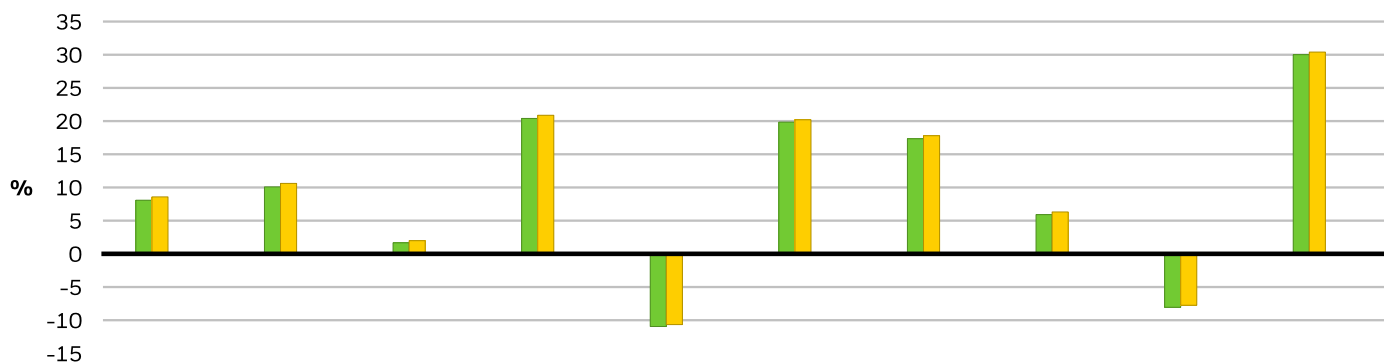
Price to Book Ratio : 2.08x

Price to Earnings Ratio : 22.09x

3y Beta : 0.99

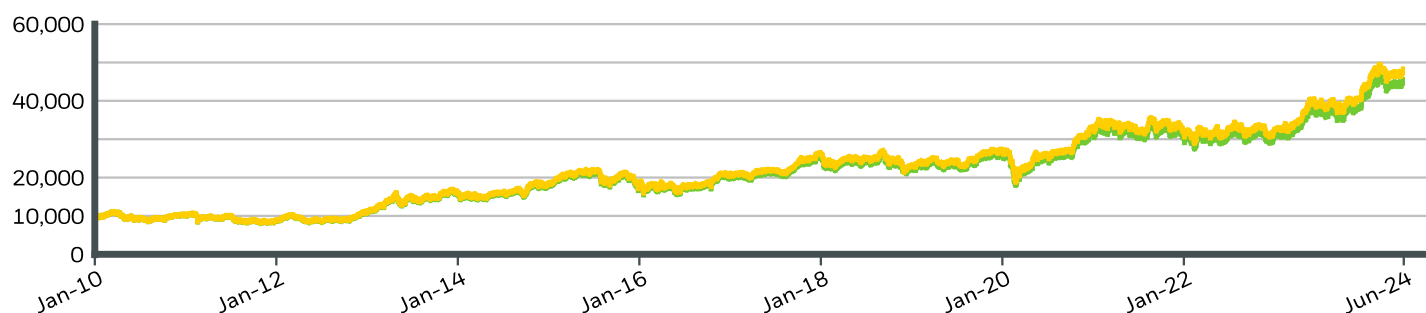
Number of Holdings : 225

CALENDAR YEAR PERFORMANCE



	2014	2015	2016	2017	2018	2019	2020	2021	2022	2023
Share Class	8.08	10.09	1.66	20.40	-10.95	19.85	17.34	5.91	-8.05	30.01
Benchmark	8.58	10.61	1.98	20.88	-10.66	20.20	17.80	6.31	-7.75	30.40

GROWTH OF HYPOTHETICAL 10,000 JPY SINCE INCEPTION



CUMULATIVE & ANNUALISED PERFORMANCE

	CUMULATIVE (%)					ANNUALISED (% p.a.)		
	1m	3m	6m	YTD	1y	3y	5y	Since Inception
Share Class	2.89	-1.44	18.90	18.90	20.61	12.61	14.59	11.07
Benchmark	2.96	-1.84	19.12	19.12	21.03	12.99	15.00	11.52

The figures shown relate to past performance. Past performance is not a reliable indicator of current or future performance and should not be the sole factor of consideration when selecting a product or strategy. Share Class and Benchmark performance displayed in JPY, hedged share class benchmark performance is displayed in JPY. Performance is shown on a Net Asset Value (NAV) basis, with gross income reinvested where applicable. The return of your investment may increase or decrease as a result of currency fluctuations if your investment is made in a currency other than that used in the past performance calculation. **Source:** BlackRock

■ Share Class iShares Nikkei 225 UCITS ETF Japanese Yen (Accumulating)
■ Benchmark Nikkei 225®

Contact Us

For EMEA: +353 1 612 3394 • www.blackrock.com • investor.services@blackrock.com

iShares Nikkei 225 UCITS ETF

Japanese Yen (Accumulating)

iShares VII plc

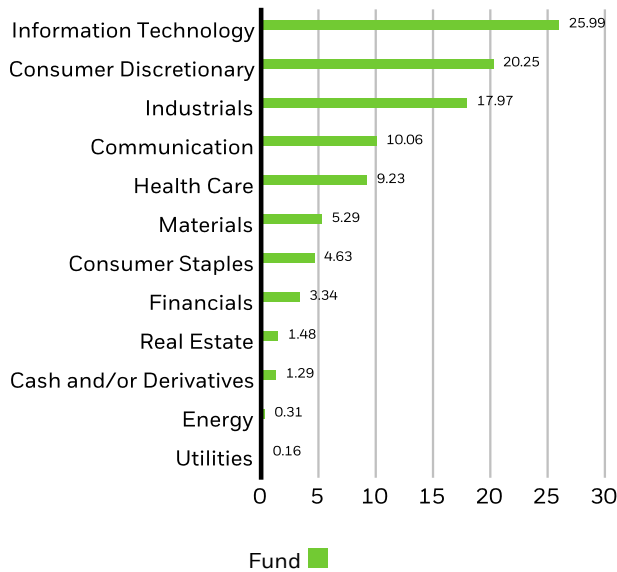
TOP 10 HOLDINGS (%)

FAST RETAILING LTD	9.92%
TOKYO ELECTRON LTD	8.54%
SOFTBANK GROUP CORP	5.08%
ADVANTEST CORP	4.19%
SHIN ETSU CHEMICAL LTD	2.54%
TDK CORP	2.41%
RECRUIT HOLDINGS LTD	2.11%
KDDI CORP	2.08%
DAIKIN INDUSTRIES LTD	1.82%
FANUC CORP	1.80%

Total of Portfolio **40.49%**

Holdings are subject to change.

SECTOR BREAKDOWN (%)



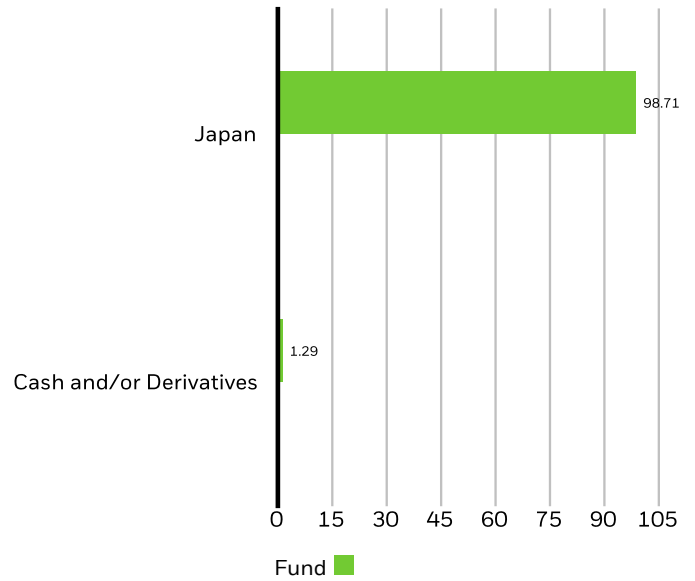
Allocations are subject to change. **Source:** BlackRock

TRADING INFORMATION

Exchange	London Stock Exchange	SIX Swiss Exchange	Deutsche Boerse Xetra
Ticker	CNKY	CSNKY	SXRZ
Bloomberg Ticker	CNKY LN	CSNKY SW	SXRZ GY
RIC	CNKY.L	CSNKY.S	SXRZ.DE
SEDOL	B502KH7	B52MJD4	B677447
Listing Currency	GBP	JPY	EUR

This product is also listed on: Borsa Italiana

GEOGRAPHIC BREAKDOWN (%)



Geographic exposure relates principally to the domicile of the issuers of the securities held in the product, added together and then expressed as a percentage of the product's total holdings. However, in some instances it can reflect the location where the issuer of the securities carries out much of their business.

MARKET CAPITALISATION (%)

Exposure breakdowns data is unavailable at this time.

Contact Us

For EMEA: +353 1 612 3394 • www.blackrock.com • investor.services@blackrock.com

iShares Nikkei 225 UCITS ETF

Japanese Yen (Accumulating)

iShares VII plc

iShares
by BlackRock

GLOSSARY

SFDR Classification: Article 8: Products that promote environmental or social characteristics and promote good governance practices.

Article 9: Products that have sustainable investments as an objective and follow good governance practices. **Other:** Products that do not meet the criteria to be classified as Article 8 or 9.

Price to Earnings: A valuation ratio of a company's current share price compared to its per-share earnings in the current forecast year, calculated as current share price divided by current earnings per share.

Price to Book Ratio: represents the ratio of the current closing price of the share to the latest quarter's book value per share.

IMPORTANT INFORMATION:

In the UK and Non-European Economic Area (EEA) countries: This is issued by BlackRock Advisors (UK) Limited, which is authorised and regulated by the Financial Conduct Authority. Registered office: 12 Throgmorton Avenue, London, EC2N 2DL, Tel: +44 (0)20 7743 3000. Registered in England and Wales No. 00796793. For your protection, calls are usually recorded. Please refer to the Financial Conduct Authority website for a list of authorised activities conducted by BlackRock.

iShares plc, iShares II plc, iShares III plc, iShares IV plc, iShares V plc, iShares VI plc and iShares VII plc (together 'the Companies') are open-ended investment companies with variable capital having segregated liability between their funds organised under the laws of Ireland and authorised by the Central Bank of Ireland.

Further information about the Fund and the Share Class, such as details of the key underlying investments of the Share Class and share prices, is available on the iShares website at www.ishares.com or by calling +44 (0)845 357 7000 or from your broker or financial adviser. The indicative intra-day net asset value of the Share Class is available at <http://deutsche-boerse.com> and/or <http://www.reuters.com>. A UCITS ETF's units / shares that have been acquired on the secondary market cannot usually be sold directly back to the UCITS ETF itself. Investors who are not Authorised Participants must buy and sell shares on a secondary market with the assistance of an intermediary (e.g. a stockbroker) and may incur fees and additional taxes in doing so. In addition, as the market price at which the Shares are traded on the secondary market may differ from the Net Asset Value per Share, investors may pay more than the then current Net Asset Value per Share when buying shares and may receive less than the current Net Asset Value per Share when selling them.

For investors in the UK: This document is marketing material. This document is intended for information purposes only and does not constitute investment advice or an offer to sell or a solicitation of an offer to buy the products described within and no steps may be taken which would constitute or result in a public offering in the UK. This document is strictly confidential and may not be distributed without authorisation from BlackRock Advisors (UK) Limited. Any decision to invest must be based solely on the information contained in the Prospectus, Base Prospectus, Key Investor Information Document, Key Information Document and the latest half-yearly report and unaudited accounts and/or annual report and audited accounts which are available at www.ishares.com in English. Investors should read the specific risks in the Key Investor Information Document, the Key Information Document the Prospectus and the Base Prospectus. BlackRock may terminate marketing at any time.

Capital at risk: Past performance is not a reliable indicator of current or future results and should not be the sole factor of consideration when selecting a product or strategy. Changes in the rates of exchange between currencies may cause the value of investments to diminish or increase. Fluctuation may be particularly marked in the case of a higher volatility fund and the value of an investment may fall suddenly and substantially. Levels and basis of taxation may change from time to time. BlackRock has not considered the suitability of this investment against your individual needs and risk tolerance. The data displayed provides summary information. Investment should be made on the basis of the relevant Prospectus which is available from the manager. The products mentioned in this document are intended for information purposes only and do not constitute investment advice or an offer to sell or a solicitation of an offer to buy the securities described within. This document may not be distributed without authorisation from BlackRock.

Restricted Investors: This document is not, and under no circumstances is to be construed as an advertisement or any other step in furtherance of a public offering of shares in the United States or Canada. This document is not aimed at persons who are resident in the United States, Canada or any province or territory thereof, where the companies/securities are not authorised or registered for distribution and where no prospectus has been filed with any securities commission or regulatory authority. The companies/securities may not be acquired or owned by, or acquired with the assets of, an ERISA Plan.

Nikkei 225 is protected by a copyright and is calculated according to criteria independently developed and created by Nikkei Inc. Nikkei Inc. is the only and exclusive owner of the copyrights and other intellectual property rights on Nikkei 225 and on the relevant calculation criteria. Nikkei Digital Media Inc., upon authorization of Nikkei Inc., licensed the use of Nikkei 225 as index for the fund to the licensee. The intellectual property and any other right related to the trademarks connected with Nikkei and Nikkei 225 are granted to Nikkei Inc. Nikkei Inc. and/or Nikkei Digital Media, Inc. do not sponsor, support, sell or advertise the fund. Nikkei Inc. and/or Nikkei Digital Media, Inc. are not connected in any way with the fund and license the use of certain trademarks and of Nikkei 225 for the fund itself to the licensee. The licence agreement between Nikkei Digital Media, Inc. and the licensee grants no right to any third party. The fund is managed at the licensee's exclusive risk; Nikkei Inc. and/or Nikkei Digital Media, Inc. assume no obligation or liability with respect to the management and transactions of the fund. Nikkei Inc. and/or Nikkei Digital Media, Inc. bear no liability for the correctness of the fund's calculations or relevant data. Nikkei Inc. and/or Nikkei Digital Media, Inc. have no obligation to continue to publish the Nikkei 225 and are not responsible for any errors, delays, interruptions, suspensions or termination of the relevant publication; Nikkei Inc. and Nikkei Digital Media, Inc. are authorized to change the description of securities, calculation criteria or any other detail of Nikkei 225 and have the right to interrupt or stop the announcement of Nikkei 225 with no responsibility towards the licensor or any third party.

Any research in this document has been procured and may have been acted on by BlackRock for its own purpose. The results of such research are being made available only incidentally. The views expressed do not constitute investment or any other advice and are subject to change. They do not necessarily reflect the views of any company in the BlackRock Group or any part thereof and no assurances are made as to their accuracy.

© 2024 BlackRock, Inc. All Rights reserved. BLACKROCK, BLACKROCK SOLUTIONS and iSHARES are trademarks of BlackRock, Inc. or its subsidiaries in the United States and elsewhere. All other trademarks are those of their respective owners.

Contact Us

For EMEA: +353 1 612 3394 • www.blackrock.com • investor.services@blackrock.com