

BlackRock UK Absolute Alpha Fund

Class D British Pound

UK Retail Funds

Unless otherwise stated, Performance, Portfolio Breakdowns and Net Asset information as at: 30-Jun-2024. All other data as at 08-Jul-2024.

This document is marketing material. For Investors in the UK. Investors should read the KIID/PRIIPs document and prospectus prior to investing, and should refer to the prospectus for the funds full list of risks.

FUND OVERVIEW

- The Fund aims to achieve positive absolute returns on your investment (i.e. an increase in the overall value of the Fund) over a period of 12 months regardless of market conditions. As such, the Fund will not be managed against any United Kingdom (UK) equity index.
- The Fund will be managed with the aim of delivering absolute (more than zero) returns on a 12 month basis in any market conditions. However, an absolute return is not guaranteed over a 12 month or any period and the Fund may experience periods of negative return. The Fund's capital is at risk.
- The Fund aims to gain investment exposure to equity securities (e.g. shares) and equity-related securities of, or giving exposure to, companies incorporated or listed in the UK. At least 50% of the Fund's gross investment exposure will at all times be in companies incorporated in the UK. The Fund may also gain exposure on an ancillary basis, up to 20% of its gross investment exposure, to equities issued by companies that are not incorporated or listed in the UK. Gross investment exposure is a measure of the Fund's total market exposure, calculated by aggregating the absolute exposure of each investment position of the Fund including both long positions (i.e. the purchase of an asset by the Fund with the expectation the asset will rise in value) and short positions (as further described below) but excluding cash.

RISK INDICATOR

Lower Risk

Potentially Lower Rewards

Higher Risk

Potentially Higher Rewards



CAPITAL AT RISK: The value of investments and the income from them can fall as well as rise and are not guaranteed. Investors may not get back the amount originally invested.

KEY RISKS:

- Investment risk is concentrated in specific sectors, countries, currencies or companies. This means the Fund is more sensitive to any localised economic, market, political, sustainability-related or regulatory events.
- The value of equities and equity-related securities can be affected by daily stock market movements. Other influential factors include political, economic news, company earnings and significant corporate events.
- Due to its investment strategy an 'Absolute Return' fund may not move in line with market trends or fully benefit from a positive market environment.
- Derivatives may be highly sensitive to changes in the value of the asset on which they are based and can increase the size of losses and gains, resulting in greater fluctuations in the value of the Fund. The impact to the Fund can be greater where derivatives are used in an extensive or complex way.
- Counterparty Risk: The insolvency of any institutions providing services such as safekeeping of assets or acting as counterparty to derivatives or other instruments, may expose the Fund to financial loss.

KEY FACTS

Comparator[†]: 3 Month SONIA Compounded in Arrears + 11.9 basis points spread

Asset Class : Equity

Fund Launch Date : 29-Apr-2005

Share Class Launch Date : 01-Jul-2009

Share Class Currency : GBP

Use of Income : Accumulating

Net Assets of Fund (M) : 131.75 GBP

Morningstar Category : Equity Market Neutral Other

Domicile : United Kingdom

ISIN : GBO0B5ZNQ990

Management Company : BlackRock Fund Managers Ltd

* or currency equivalent

FEES AND CHARGES

Annual Management Fee : 0.75%

Ongoing Charge : 0.92%

Performance Fee : 20.00%

DEALING INFORMATION

Minimum Initial Investment : 100,000 GBP *

Settlement : Trade Date + 3 days

Dealing Frequency : Daily, forward pricing basis

* or currency equivalent

PORTFOLIO CHARACTERISTICS

Price to Book Ratio : 2.21x

Price to Earnings Ratio : 17.93x

Standard Deviation (3y) : 2.49

3y Beta : 0.54

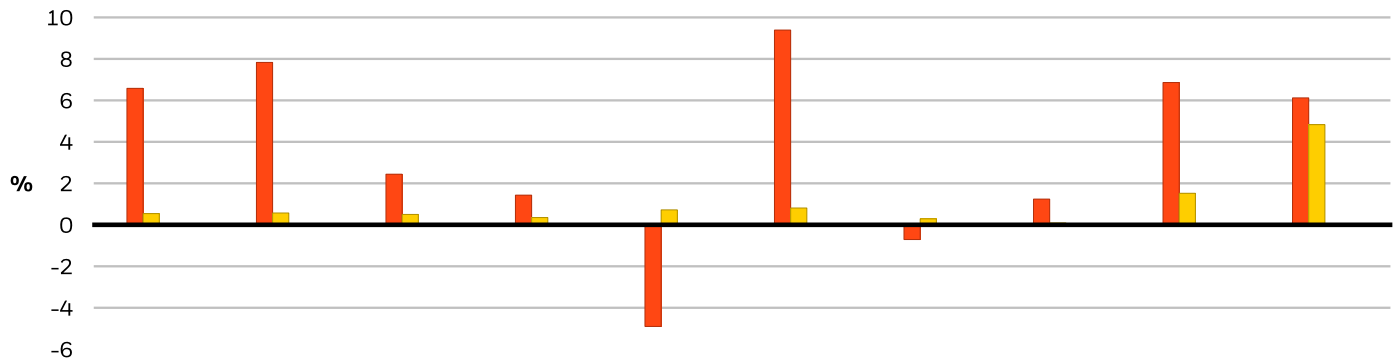
Number of Holdings : 155

PORTFOLIO MANAGER(S)

Dan Whitestone

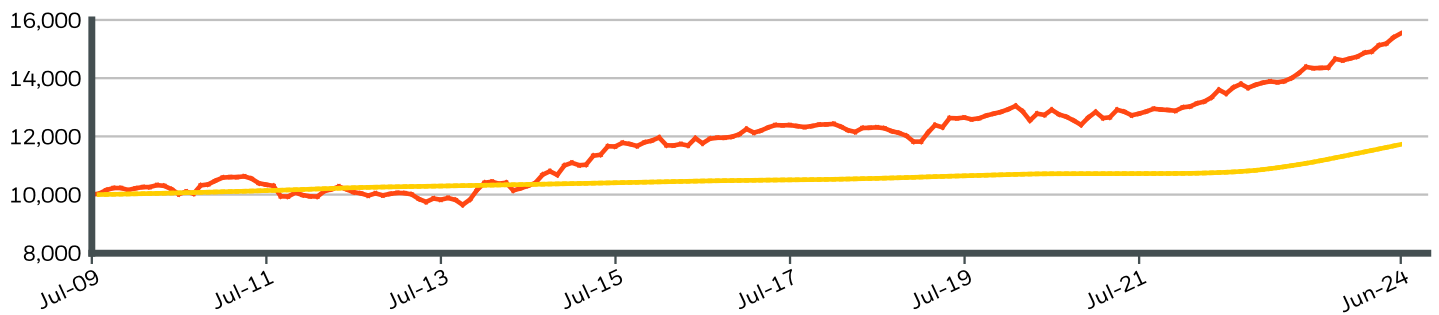
Oliver Dixon

CALENDAR YEAR PERFORMANCE



	2014	2015	2016	2017	2018	2019	2020	2021	2022	2023
Share Class	6.58	7.83	2.44	1.43	-4.90	9.39	-0.71	1.24	6.86	6.12
Comparator^{†1}	0.54	0.57	0.50	0.35	0.72	0.81	0.29	0.09	1.52	4.83

GROWTH OF HYPOTHETICAL 10,000 GBP SINCE INCEPTION



CUMULATIVE & ANNUALISED PERFORMANCE

	CUMULATIVE (%)					ANNUALISED (% p.a.)		
	1m	3m	6m	YTD	1y	3y	5y	Since Inception
Share Class	0.88	2.70	5.42	5.42	8.33	6.73	4.20	2.98
Comparator^{†1}	0.44	1.33	2.68	2.68	5.44	3.02	1.95	1.07

The figures shown relate to past performance. Past performance is not a reliable indicator of current or future performance and should not be the sole factor of consideration when selecting a product or strategy. Share Class and Benchmark performance displayed in GBP, hedged share class benchmark performance is displayed in GBP. Performance is shown on a Net Asset Value (NAV) basis, with gross income reinvested where applicable. The return of your investment may increase or decrease as a result of currency fluctuations if your investment is made in a currency other than that used in the past performance calculation. **Source:** BlackRock

- Share Class BlackRock UK Absolute Alpha Fund Class D British Pound
- Comparator^{†1} 3 Month SONIA Compounded in Arrears + 11.9 basis points spread

Contact Us

For EMEA: 0800 445 522 • www.blackrock.com • investor.services@blackrock.com

TOP 10 HOLDINGS (%)

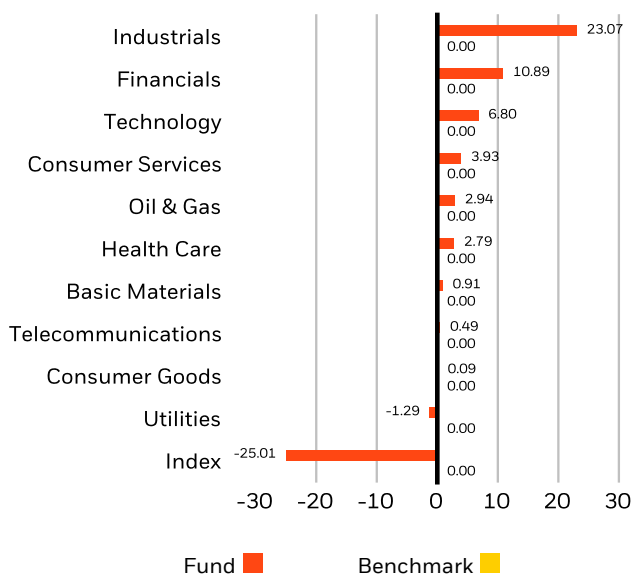
LONDON STOCK EXCHANGE GROUP PLC	3.03%
RELX PLC	2.83%
BARRATT DEVELOPMENTS PLC	2.60%
SHELL PLC	2.48%
BREEDON GROUP PLC	2.44%
COMPASS GROUP PLC	2.42%
SMURFIT KAPPA GROUP PLC	2.27%
MICROSOFT CORPORATION	2.25%
AMAZON.COM INC	2.19%
CRH PLC	2.15%
Total of Portfolio	24.66%

Holdings subject to change

GEOGRAPHIC BREAKDOWN (%)

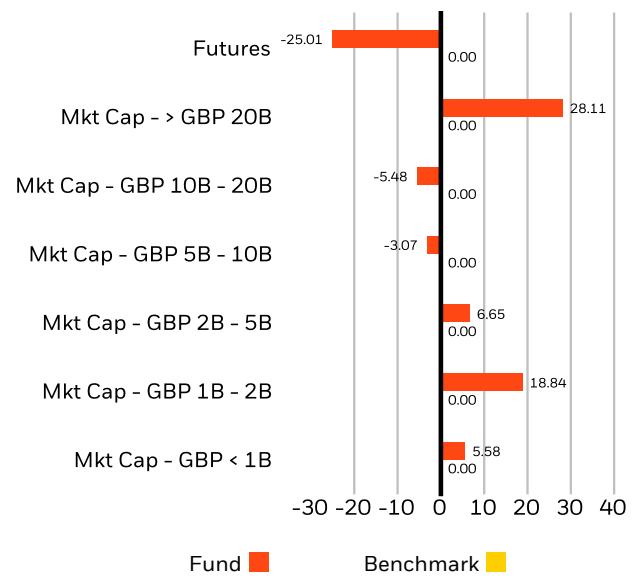
Exposure breakdowns data is unavailable at this time.

SECTOR BREAKDOWN (%)



Allocations are subject to change. Source: BlackRock

MARKET CAPITALISATION (%)



Allocations subject to change. Source: BlackRock

Contact Us

For EMEA: 0800 445 522 • www.blackrock.com • investor.services@blackrock.com

BlackRock UK Absolute Alpha Fund

Class D British Pound

UK Retail Funds



GLOSSARY

Price to Book Ratio: represents the ratio of the current closing price of the share to the latest quarter's book value per share.

Price to Earnings: A valuation ratio of a company's current share price compared to its per-share earnings in the current forecast year, calculated as current share price divided by current earnings per share.

IMPORTANT INFORMATION:

The Ongoing Charge may be discounted depending on the size of the fund.

In the UK and Non-European Economic Area (EEA) countries: this is issued by BlackRock Investment Management (UK) Limited, authorised and regulated by the Financial Conduct Authority. Registered office: 12 Throgmorton Avenue, London, EC2N 2DL. Tel: + 44 (0)20 7743 3000. Registered in England and Wales No. 02020394. For your protection telephone calls are usually recorded. Please refer to the Financial Conduct Authority website for a list of authorised activities conducted by BlackRock.

This document is marketing material. BlackRock have not considered the suitability of this investment against your individual needs and risk tolerance. To ensure you understand whether our product is suitable, please read the Key Investor Information Document. Any decision to invest must be based solely on the information contained in the Company's Prospectus, Key Investor Information Document and the latest half-yearly report and unaudited accounts and/or annual report and audited accounts. Subscriptions in the Fund are valid only if made on the basis of the current Prospectus, the most recent financial reports and the Key Investor Information Document, which are available in registered jurisdictions and available in local language where registered can be found at www.blackrock.com on the relevant product pages. Investors should understand all characteristics of the funds objective before investing. Prospectuses, Key Investor Information Documents and application forms may not be available to investors in certain jurisdictions where the Fund in question has not been authorised. BlackRock may terminate marketing at any time. For information on investor rights and how to raise complaints please go to [https:// www.blackrock.com/corporate/compliance/investor-right](https://www.blackrock.com/corporate/compliance/investor-right) available in in local language in registered jurisdictions.

Any research in this document has been procured and may have been acted on by BlackRock for its own purpose. The results of such research are being made available only incidentally. The views expressed do not constitute investment or any other advice and are subject to change. They do not necessarily reflect the views of any company in the BlackRock Group or any part thereof and no assurances are made as to their accuracy.

This document is for information purposes only and does not constitute an offer or invitation to anyone to invest in any BlackRock funds and has not been prepared in connection with any such offer.

© 2024 BlackRock, Inc. All Rights reserved. BLACKROCK, BLACKROCK SOLUTIONS and iSHARES are trademarks of BlackRock, Inc. or its subsidiaries in the United States and elsewhere. All other trademarks are those of their respective owners.

Contact Us

For EMEA: 0800 445 522 • www.blackrock.com • investor.services@blackrock.com