

**UNITED STATES
SECURITIES AND EXCHANGE COMMISSION**
Washington, D.C. 20549

FORM 10-K

Annual Report Pursuant to Section 13 or 15(d) of the Securities Exchange Act of 1934

For the fiscal year ended December 31, 2023

or

Transition Report Pursuant to Section 13 or 15(d) of the Securities Exchange Act of 1934

For the transition period from _____ to _____

Commission File Number 1-2376

FMC CORPORATION

(Exact name of registrant as specified in its charter)

Delaware

(State or other jurisdiction of
incorporation or organization)

2929 Walnut Street

(Address of principal executive offices)

Philadelphia

Pennsylvania

94-0479804

(I.R.S. Employer
Identification No.)

19104

(Zip Code)

Registrant's telephone number, including area code: 215-299-6000

Securities registered pursuant to Section 12(b) of the Act:

| Title of each class | Trading Symbol | Name of each exchange on which registered |
|--|----------------|---|
| Common Stock, par value \$0.10 per share | FMC | New York Stock Exchange |

Securities registered pursuant to Section 12(g) of the Act:

None

Indicate by check mark if the registrant is a well-known seasoned issuer, as defined in Rule 405 of the Securities Act. Yes No

Indicate by check mark if the registrant is not required to file reports pursuant to Section 13 or Section 15(d) of the Act. Yes No

Indicate by check mark whether the registrant (1) has filed all reports required to be filed by Section 13 or 15(d) of the Securities Exchange Act of 1934 during the preceding 12 months (or for such shorter period that the registrant was required to file such reports), and (2) has been subject to such filing requirements for the past 90 days. Yes No

Indicate by check mark whether the registrant has submitted electronically every Interactive Data File required to be submitted pursuant to Rule 405 of Regulation S-T (§ 232.405 of this chapter) during the preceding 12 months (or for such shorter period that the registrant was required to submit such files). Yes No

Indicate by check mark whether the registrant is a large accelerated filer, an accelerated filer, a non-accelerated filer, a smaller reporting company, or an emerging growth company. See the definitions of "large accelerated filer," "accelerated filer," "smaller reporting company," and "emerging growth company" in Rule 12b-2 of the Exchange Act.

[Table of Contents](#)

| | | | |
|-------------------------|-------------------------------------|---------------------------|--------------------------|
| Large accelerated filer | <input checked="" type="checkbox"/> | Accelerated filer | <input type="checkbox"/> |
| Non-accelerated filer | <input type="checkbox"/> | Smaller reporting company | <input type="checkbox"/> |
| | | Emerging growth company | <input type="checkbox"/> |

If an emerging growth company, indicate by check mark if the registrant has elected not to use the extended transition period for complying with any new or revised financial accounting standards provided pursuant to Section 13(a) of the Exchange Act.

Indicate by check mark whether the registrant has filed a report on and attestation to its management's assessment of the effectiveness of its internal control over financial reporting under Section 404(b) of the Sarbanes-Oxley Act (15 U.S.C. 7262(b)) by the registered public accounting firm that prepared or issued its audit report.

If securities are registered pursuant to Section 12(b) of the Act, indicate by check mark whether the financial statements of the registrant included in the filing reflect the correction of an error to previously issued financial statements.

Indicate by check mark whether any of those error corrections are restatements that required a recovery analysis of incentive-based compensation received by any of the registrant's executive officers during the relevant recovery period pursuant to §240.10D-1(b).

Indicate by check mark whether the registrant is a shell company (as defined in Rule 12b-2 of the Exchange Act) Yes No

The aggregate market value of voting stock held by non-affiliates of the registrant as of June 30, 2023, the last day of the registrant's second fiscal quarter was \$12,949,980,232. The market value of voting stock held by non-affiliates excludes the value of those shares held by executive officers and directors of the registrant.

Indicate the number of shares outstanding of each of the issuer's classes of common stock, as of the latest practicable date:

As of December 31, 2023, there were 124,760,760 of the registrant's common shares outstanding.

DOCUMENTS INCORPORATED BY REFERENCE

DOCUMENT
Portions of Proxy Statement for 2024 Annual Meeting of Stockholders

FORM 10-K REFERENCE
Part III

**FMC Corporation
2023 Form 10-K
Table of Contents**

| | <u>Page</u> |
|---|---------------------|
| <u>PART I</u> | |
| Item 1. Business | 4 |
| Item 1A. Risk Factors | 12 |
| Item 1B. Unresolved Staff Comments | 18 |
| Item 1C. Cybersecurity | 18 |
| Item 2. Properties | 20 |
| Item 3. Legal Proceedings | 20 |
| Item 4. Mine Safety Disclosures | 20 |
| Item 4A. Information about our Executive Officers | 21 |
| <u>PART II</u> | |
| Item 5. Market for the Registrant’s Common Equity, Related Stockholders Matters and Issuer Purchases of Equity Securities | 22 |
| Item 6. [Reserved] | 23 |
| Item 7. Management’s Discussion and Analysis of Financial Condition and Results of Operations | 24 |
| Item 7A. Quantitative and Qualitative Disclosures about Market Risk | 47 |
| Item 8. Financial Statements and Supplementary Data | 48 |
| Item 9. Changes in and Disagreements with Accountants on Accounting and Financial Disclosure | 112 |
| Item 9A. Controls and Procedures | 112 |
| Item 9B. Other Information | 112 |
| Item 9C. Disclosure Regarding Foreign Jurisdictions that Prevent Inspections | 113 |
| <u>PART III</u> | |
| Item 10. Directors, Executive Officers and Corporate Governance | 114 |
| Item 11. Executive Compensation | 114 |
| Item 12. Security Ownership of Certain Beneficial Owners and Management and Related Stockholder Matters | 114 |
| Item 13. Certain Relationships and Related Transactions, and Director Independence | 114 |
| Item 14. Principal Accountant Fees and Services | 114 |
| <u>PART IV</u> | |
| Item 15. Exhibits and Financial Statement Schedules | 115 |
| Item 16. Form 10-K Summary | 118 |
| Signatures | 119 |

PART I

FMC Corporation was incorporated in 1928 under Delaware law and has its principal executive offices at 2929 Walnut Street, Philadelphia, Pennsylvania 19104. Throughout this annual report on Form 10-K, except where otherwise stated or indicated by the context, "FMC", the "Company", "We," "Us," or "Our" means FMC Corporation and its consolidated subsidiaries and their predecessors. Copies of the annual, quarterly and current reports we file with the Securities and Exchange Commission ("SEC"), and any amendments to those reports, are available on our website at www.fmc.com as soon as practicable after we furnish such materials to the SEC.

ITEM 1. BUSINESS

General

FMC Corporation is a global agricultural sciences company dedicated to helping growers produce food, feed, fiber and fuel for an expanding world population while adapting to a changing environment. FMC's innovative crop protection solutions enable growers, crop advisers and turf and pest management professionals to address their toughest challenges economically without compromising safety or the environment. FMC is committed to discovering new insecticide, herbicide and fungicide active ingredients, product formulations and pioneering technologies that are consistently better for the planet.

FMC Strategy

We are a tier-one leader and the fifth largest global innovator in the agrochemicals/crop protection market. Our strong competitive position is driven by our technology and innovation, as well as our geographic balance and crop diversity.

Our leading conventional and biological technologies that farmers rely on to protect their crops from disease and pests were produced at five active ingredient plants, 16 formulation and packaging sites and sold in approximately 110 countries. Helping farmers grow more food sustainably on less arable land requires a continual stream of new products and technologies. We are investing in one of the agricultural industry's most productive crop protection pipeline, featuring over 20 new active areas in discovery and 18 new active ingredients in development. More than 25 of these molecules feature new modes of action. In addition, we are focused on strengthening our relationship to the grower as a trusted advisor in order to increase awareness of our products and educate growers on the value these products can provide.

In response to improved security of supply and increased carrying cost of inventory, distributors, retailers and growers rapidly reduced purchases across all four regions beginning in the latter half of the second quarter of 2023 and persisting through the remainder of the year. This inventory destocking has affected the industry broadly and we do not believe it is specific to our products as grower consumption remained steady during 2023. We have experienced a slower sell-through of our inventory due to inventory destocking, and, as a result, volumes were down significantly driving a decline in our revenues, results of operations and cash flows as compared to the prior year.

FMC revenues year over year declined approximately 23 percent during 2023, or 22 percent organically⁽¹⁾ excluding the impacts of foreign currency. While market conditions negatively impacted our results, sales of our newer and more differentiated products, including diamides, outperformed the overall portfolio demonstrating the resilience of these products. Approximately \$590 million in 2023 sales came from products launched in the last five years, representing 14 percent of the total revenue. In 2023, we had new product launches in Brazil, including Premio[®]Star insecticide based on Rynaxypyr[®] active, and in the United States, including our new insecticide for tree nuts, Altacor[®] Evo. Products launched in 2023 accounted for approximately \$146 million in sales. Our diamides, Rynaxypyr[®] and Cyazypyr[®] active ingredients, continued to be a significant part of our portfolio, representing approximately \$1.8 billion in combined sales and approximately 39 percent of the total revenue in 2023.

(1) Organic revenue growth is a non-GAAP term which excludes the impact of foreign currency changes. Refer to the "Results of Operations" section of our Management's Discussion and Analysis in Item 7 for our organic revenue non-GAAP reconciliation.

Acquisitions and Divestitures

We continued to make investments through FMC Ventures, our venture capital arm targeting strategic investments in start-ups and early-stage companies that are developing and applying emerging technologies in the agricultural industry.

Financial Information About Our Business

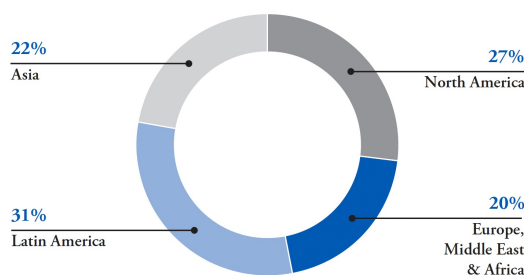
(Financial Information in Millions)

The following table shows the principal products produced by our business, its raw materials and uses:

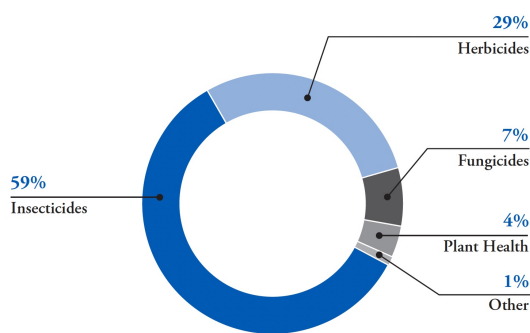
| Product | Raw Materials | Uses |
|--------------|----------------------------------|---|
| Insecticides | Synthetic chemical intermediates | Protection of crops, including soybean, corn, fruits and vegetables, cotton, sugarcane, rice, and cereals, from insects and for non-agricultural applications including pest control for home, garden and other specialty markets |
| Herbicides | Synthetic chemical intermediates | Protection of crops, including cotton, sugarcane, rice, corn, soybeans, cereals, fruits and vegetables from weed growth and for non-agricultural applications including turf and roadsides |
| Fungicides | Synthetic chemical intermediates | Protection of crops, including cereals, fruits and vegetables from fungal disease |
| Plant Health | Biological intermediates | Protection of crops, including soybean, corn, fruits and vegetables, cotton, sugarcane, rice, and cereals, from insects and diseases and enhancement of yields |

The following charts detail our sales by major geographic region and major product category.

REVENUE BY REGION - 2023
REVENUE: \$4,486.8 MILLION



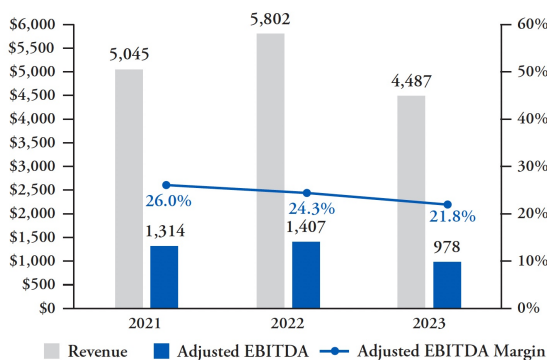
REVENUE BY PRODUCT CATEGORY - 2023



The following table provides our long-lived assets by major geographical region:

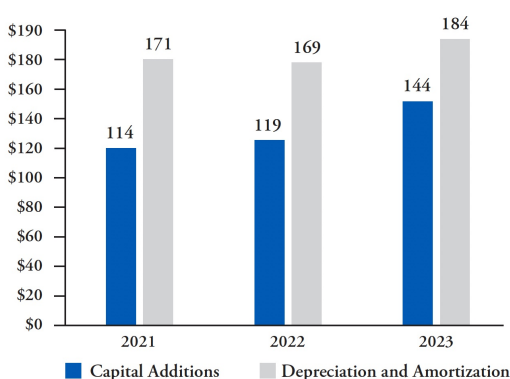
| (in Millions) | December 31, | |
|---------------------------------|-------------------|-------------------|
| | 2023 | 2022 |
| Long-lived assets | | |
| North America | \$ 1,063.4 | \$ 1,060.7 |
| Latin America | 714.8 | 759.0 |
| Europe, Middle East, and Africa | 1,718.2 | 1,684.1 |
| Asia | 1,964.1 | 2,018.2 |
| Total | \$ 5,460.5 | \$ 5,522.0 |

REVENUE AND ADJUSTED EBITDA MARGIN*



* Represents a Non-GAAP financial measure. Refer to the "Results of Operations" section of Item 7 included within this Form 10-K for a reconciliation from the most directly comparable GAAP measure.

CAPITAL ADDITIONS* AND DEPRECIATION AND AMORTIZATION



* Includes capital expenditures, expenditures related to contract manufacturers and other investing activities.

Products and Markets

Our portfolio is comprised of three major pesticide categories: insecticides, herbicides and fungicides. The majority of our product lines consist of insecticides and herbicides, and we have a growing portfolio of fungicides mainly used in high value crop segments. Our insecticides are used to control a wide spectrum of pests, while our herbicide portfolio primarily targets a large variety of difficult-to-control weeds. In addition, we are also investing substantially in our Plant Health program which includes biologicals, crop nutrition, and seed treatment products. Biological technologies offer excellent sustainability profiles and serve as strong complements to our synthetic products. Our biologicals feature attributes that exceed the competition, such as high stability, long shelf life, low use rates and compatibility with other chemistries.

We have our own sales and marketing organizations and access the market through a combination of distributors, retailers and co-ops in all four regions. In addition, we sell directly to large growers in select countries such as Brazil. Through these and other alliances, along with our own targeted marketing efforts, access to novel technologies and our innovation initiatives, we expect to maintain and enhance our access in key agricultural and non-crop markets and develop new products that will help us continue to compete effectively.

Industry Overview

The three principal categories of agricultural and non-crop chemicals are: herbicides, insecticides, and fungicides, representing approximately 42 percent, 29 percent and 26 percent of global agricultural crop protection market value, respectively.

The agrochemicals industry is more consolidated following several mergers of the leading crop protection companies, which now include FMC, ChemChina (owner of Syngenta Group, which includes the former Syngenta and Adama), Bayer AG (acquired Monsanto in 2018), BASF AG and Corteva Agriscience. These five innovation companies currently represent approximately 73 percent of the crop protection industry's global sales. The next group of agrochemical producers include UPL Ltd., Sumitomo Chemical Company Ltd., and Nufarm Ltd. FMC employs various differentiated strategies and competes with unique technologies focusing on certain crops, markets and geographies, while also being supported by a low-cost manufacturing model.

Growth

We are among the leading agrochemical producers in the world. Several products from our portfolio are based on patent-protected active ingredients and position us to grow well above market patterns. Our complementary technologies combine improved formulation capabilities and a broader innovation pipeline, resulting in new and differentiated products. We continue to take advantage of enhanced market access positions and an expanded portfolio to deliver near-term growth.

We have a growth strategy driven by obtaining new and improved uses for existing product lines and acquiring, accessing, developing, marketing, distributing and/or selling complementary chemistries, biologicals, and related technologies in order to strengthen our product portfolio and our capabilities to effectively service our target markets and customers.

Our growth efforts focus on developing environmentally compatible and sustainable solutions that can effectively increase farmers' yields and provide alternatives to products which may be prone to resistance. We are committed to providing unique, differentiated products to our customers by acquiring and further developing technologies as well as investing in innovation to extend product life cycles. Our external growth efforts include product acquisitions, in-licensing of chemistries and technologies and alliances that bolster our market access, complement our existing product portfolio or provide entry into adjacent spaces. We have entered into a range of development and distribution agreements with other companies that provide access to new technologies and products which we can subsequently commercialize.

In FMC Precision Agriculture, we are broadening our award-winning Arc™ farm intelligence platform, a proprietary mobile solution that helps farmers better understand and manage pest pressure through predictive modeling based on real-time and historical data, entomological models, hyper-local weather information and in-field sensors. Arc™ farm intelligence, which is now available in over 25 countries across 20 million acres, allows growers to address pest pressure more efficiently, manage infestations before they escalate and target applications in a more sustainable manner.

Our venture capital arm, FMC Ventures, continued to build its portfolio in 2023 with new collaborations and strategic investments in start-ups and early stage companies working on new or disruptive technologies. These engagements, which support or augment our internal capabilities, span several important technology segments, including robotics, drone technology, Ag-FinTech, pathogen detection, soil health, peptides and pheromones. FMC Ventures continues to scout for and invest in game changing innovations that will shape the future of crop protection.

Diamide Growth Strategy

Our product portfolio features two key diamide-class molecules – Rynaxypyr® (chlorantraniliprole) and Cyazypyr® (cyantraniliprole) actives – with combined annual revenues of approximately \$1.8 billion in 2023. These two molecules are industry-leading in terms of performance, combining highly effective low dose rates with fast-acting, systemic, long residual control. These attributes quickly established Rynaxypyr® active as the world's leading insect control technology and we expect it to continue a strong growth trajectory notwithstanding the expiration of composition of matter patents covering Rynaxypyr® active in certain countries which started in late 2022. Our Cyazypyr® active, a second-generation diamide, is growing quickly as we obtain more product registrations. We expect Cyazypyr® active to continue to grow strongly notwithstanding the expiration of its active ingredient composition of matter patents starting in early 2024. This expectation is based not only on our broad patent estate and the timing of key patent milestones, but also on other critical elements that we believe will allow FMC to continue to profitably grow the diamide franchise well beyond the expiration of key patents. Some of the critical elements supporting our view of diamide growth include development of new formulations, registration and data protection, commercial strategies, brand recognition, as well as manufacturing and supply chain complexity and FMC efficiencies.

Patents and Trade Secrets. The FMC diamide insect control patent estate is made up of many different patent families which cover: Composition of matter – both active ingredients and certain intermediates; Manufacturing processes – both active ingredients and certain intermediates; Formulations; Uses; and Applications. For Rynaxypyr® and Cyazypyr® actives related patents, as of December 31, 2023, we had 42 families with granted patents filed in up to 76 countries, with a total of 755 active granted patents as well as numerous pending patent applications. See "Patents, Trademarks and Licenses" within this Item 1 for more details. FMC's process patents cover the manufacturing processes for both active ingredients – chlorantraniliprole and cyantraniliprole – as well as key intermediates that are used to make the final products. Chlorantraniliprole is a complex molecule to produce, requiring 16 separate steps; FMC owns granted patents covering many of these 16 process steps and several of the intermediate chemicals, and we protect other aspects of the manufacturing processes by trade secret. Cyantraniliprole is similarly complex and covered by a comparable range of intellectual property. Many of these intermediate process patents run well past the expiration of the active ingredient composition of matter patents, and in some cases stretch until the end of this decade. Third parties that intend to manufacture and sell generic chlorantraniliprole or cyantraniliprole and rely on FMC's extensive product safety data will be required to demonstrate that their product has an equivalent regulatory safety profile as FMC's Rynaxypyr® and Cyazypyr® actives. To meet regulatory requirements for such difficult-to-manufacture molecules, we believe that third parties will likely have to produce these active ingredients using the same processes that are patented by FMC and if so, would be infringing before patent expiration and subject to our challenge for infringement. FMC also owns formulation patents which cover the use of chlorantraniliprole or cyantraniliprole in specific formulations found in commercially important end-use products.

Regulatory Requirements. In addition to the patent estate, various pesticide laws and regulations around the world offer added protection to the initial active ingredient registrant in the form of data protection that can extend after the composition or process patents have expired. These rules can effectively provide a product innovator and initial active ingredient registrant such as FMC with a further period of exclusive use of the key reference data even after the applicable active ingredient composition of matter patents have expired. Further, in certain countries, even after the period of exclusive use has expired, a generic entrant seeking to rely on the initial registrant's reference data may have to pay compensation to the initial registrant. For FMC's diamide products, such rights apply in key markets including United States and the European Union.

We also have actively advocated with regulatory agencies who are reviewing the applications of generic producers to ensure that regulators are aware of relevant regulatory considerations, such as the legal production status of the producing company, applicable FMC patents, and evidence of potential impurities or other data that are inconsistent with the FMC-registered product safety profile. In some countries, we have initiated administrative proceedings regarding compliance with applicable regulations.

Growing the FMC Diamide Franchise. FMC is executing a strategy to supply end-use products containing Rynaxypyr® and Cyazypyr® actives to a broad range of companies prior to patent expiration, and in return establishing long-term purchase commitments from these companies. These arrangements may also include limited patent, data and/or trademark licenses. Such partner relationships allow us to grow our business by having others develop and sell diamide-based products to meet farmers' needs not within our current portfolio, offering those farmers a better alternative to competing insecticides with product safety or efficacy profiles which are less attractive than Rynaxypyr® or Cyazypyr® actives. These agreements can require the third-party to use the well-known and trusted Rynaxypyr® or Cyazypyr® brand names on the end-use products formulated with active ingredient supplied by FMC. As of December 31, 2023, we had global agreements with five major multinational companies and approximately 56 separate local-country agreements covering over 19 countries. We are continuing to explore opportunities with additional companies beyond those with whom we are already engaged. Furthermore, FMC is developing an extensive portfolio of new diamide-containing products to address grower needs around the world. The first of these Rynaxypyr® active containing products, under the trademarks Elevest®, Vantacor®, and Altacor® eVo, were launched in the US and other countries, including Canada and Australia, starting in late 2020 through 2023 and will be launched in additional countries in 2024 onward. In 2023, Premio® Star insect control formulation was launched in Brazil and launches in other Latin American countries starting in 2025. Cyazypyr® active containing brands, under the trademarks Verimark®, Benevia®, and Exirel® were launched in certain southern European countries starting in 2023. Our current diamide pipeline contains approximately 20 new products to be launched this decade and we continue to explore further innovations based on the diamide chemistry.

Complexity of manufacturing. Today FMC manufactures all the required intermediates in the multi-step processes, as well as the final Rynaxypyr® and Cyazypyr® actives, at our own active ingredient manufacturing plants or through key contract manufacturers who produce under long-term exclusive technology-license agreements. Given our manufacturing know-how, scale of our operations, and continual investment in manufacturing process improvement, we believe FMC's manufacturing costs will be substantially lower than any other party seeking to produce these diamide products at scale and in compliance with all applicable laws.

Collectively, these four factors – deep patent estate, proprietary regulatory data and regulatory advocacy, strong commercial approach leveraging our brand recognition, and capabilities of managing large scale manufacturing complexity – provide the basis for our expectation that FMC will be the company of choice to supply chlorantraniliprole and cyantraniliprole products to third-party partners, and ultimately to farmers, well into the future.

Source and Availability of Raw Materials

We utilize numerous vendors to supply raw materials and intermediate chemicals to support operations. These materials are sourced on a global basis to strategically balance FMC's vendor portfolio.

Patents, Trademarks and Licenses

As an agricultural sciences company, FMC believes in innovation and in protecting that innovation through intellectual property rights. We own and license a significant number of U.S. and foreign patents, trademarks, trade secrets and other intellectual property that are cumulatively important to our business. In addition, we seek to license our proprietary technologies through partnering arrangements that effectively allow us to capitalize from our intellectual property. The FMC intellectual property estate provides us with a significant competitive advantage which we seek to expand and renew on a continual basis. We manage our technology investment to discover and develop new active ingredients and biological products, as well as to continue to improve manufacturing processes and existing active ingredients through new formulations, mixtures or other concepts. FMC's technology innovation processes capture those innovations and protect them through the most appropriate form of intellectual property rights. We also in-license certain active ingredients and other technologies under patents held by third parties, and have granted licenses to certain of our patents to third parties.

Our patents cover many aspects of our business, including our chemical and biological active ingredients, intermediate chemicals, manufacturing processes to produce such active ingredients or intermediates, formulations, and product uses, as well as many aspects of our research and development activities that support the FMC new product pipeline. Patents are granted by individual jurisdictions and the duration of our patents depends on their respective jurisdictions and payment of annuities.

As of December 31, 2023, the Company owned a total of approximately 200 active granted U.S. patents and 2,800 active granted foreign patents (includes Supplemental Patent Certificates); we also have approximately 2,300 patent applications pending globally.

In our current product portfolio, our diamide insect control products based on Rynaxypyr® (Chlorantraniliprole) and Cyazypyr® (Cyantraniliprole) active ingredients have a substantial patent estate which will remain in force well into the future. More details regarding our diamide granted patent estate are set forth in the tables below:

Numbers of active Granted Patents by type*: Chlorantraniliprole and Cyantraniliprole, as of December 31, 2023

| | United States | Foreign |
|--|---------------|------------|
| Active Ingredients | 2 | 169 |
| Intermediates and Methods of Manufacturing | 21 | 245 |
| Formulations/Mixtures/Applications | 7 | 311 |
| Total | 30 | 725 |

*Patent families were only placed under one type but may cover several types.

Remaining Life of Granted Patents: Chlorantraniliprole and Cyantraniliprole, as of December 31, 2023

| | United States | Foreign |
|---------------------------|---------------|------------|
| Through December 31, 2028 | 15 | 524 |
| 2029 - 2033 | 11 | 132 |
| 2034 - 2039 | 2 | 17 |
| 2040 - 2043 | 2 | 52 |
| Total | 30 | 725 |

We also own many trademarks that are well recognized by customers or product end-users. Unlike patents, ownership rights in trademarks can be continued indefinitely so long as the trademarks are properly used and renewal fees are paid.

We actively monitor and manage our patents and trademarks to maintain our rights in these assets and we strategically take aggressive action when we believe our intellectual property rights are being infringed. Since 2022, continuing through 2023 and into 2024, we initiated proceedings to enforce several of our patents and trademarks against generic producers and infringers, resulting in multiple favorable judgments and settlements in several countries, including in the United States, India, and China. Patent challenges in response to enforcement efforts is expected as an ordinary defense tactic in patent enforcement cases, and have been raised in several of our enforcement cases to date; we intend to defend vigorously any diamide patents that are challenged. While we believe that the invalidity or loss of any particular patent, trademark or license after appeal would be an unlikely possibility, our patent and trademark estate related to our diamide insect control products based on Rynaxypyr® and Cyazypyr® active ingredients in the aggregate are of material importance to our operations.

The composition of matter patent that covers chlorantraniliprole (also known as Rynaxypyr® active) expired in a number of countries in August 2022; this patent will continue to remain in force in other countries throughout the world, expiring on a country-by-country basis at various dates through 2027. The composition of matter patent that covers cyantraniliprole (also known as Cyazypyr® active) expired in a number of countries starting in January 2024; this patent will continue to remain in force in other countries throughout the world, expiring on a country-by-country basis at various dates through January 2029.

Since expiration of the composition of matter patent on chlorantraniliprole in late 2022, generic competitors have, in some countries, registered and launched generic versions of our Rynaxypyr®-based products. We continue to deploy a multi-pronged strategy to defend that business after active ingredient patent expiration, including enforcement of our patents in many countries which continue to cover chemical intermediates and manufacturing processes that are essential in the production of chlorantraniliprole. Patents involve complex factual and legal issues and thus each case is being litigated on the merits; we often seek preliminary injunctive relief to stop sales of products which we believe to be infringing – since equitable relief at the early stage of a litigation is subject to a higher standard of proof than decisions made after a trial on the merits, we may have

difficulty prevailing in all cases at that preliminary stage, and in a number of cases in India and China, we have not obtained that requested relief, allowing products to be launched while the underlying cases on the merits continue. Even in situations in which we are not able to prevail on interim relief, we intend to continue litigating in such cases and seek permanent injunctive relief and recovery of damages after a full trial. Patent challenges in response to enforcement efforts are expected as an ordinary defense tactic in patent enforcement cases; we intend to defend vigorously any diamide patents that are challenged.

In early 2022, we received notice that certain third parties were seeking to invalidate our Chinese patents on a certain intermediate involved in producing chlorantraniliprole and a process to produce chlorantraniliprole. During the third quarter of 2022, the China Patent Review Board ("Review Board") issued rulings which held that the two challenged patents were not valid in China. We believe the Review Board's decisions are seriously flawed both on procedural and substantive grounds and we have appealed the Review Board's decision to the Beijing IP Court. Under Chinese law, the patents remain valid but are not enforceable pending appeal. As of the date of this Form 10-K, we are awaiting a decision from the Beijing IP Court. Given the unique and specific Chinese patent law issues at issue in that situation, we do not believe that the Review Board's decisions would materially adversely impact our enforcement of similar patents in other countries.

In several of our pending India patent enforcement cases, defendant infringers have sought to invalidate the asserted FMC patent(s), but as of the date of this Form 10-K no such infringer has prevailed in an invalidation claim.

Seasonality

The seasonal nature of the crop protection market and the geographic spread of our business can result in significant variations in quarterly earnings among geographic locations. Our products sold in the northern hemisphere (North America, Europe and parts of Asia) serve seasonal agricultural markets from March through September, generally resulting in significant earnings in the first and second quarters, and to a lesser extent in the fourth quarter. Markets in the southern hemisphere (Latin America and parts of the Asia Pacific region, including Australia) are served from July through February, generally resulting in earnings in the third, fourth and first quarters.

Competition

We encounter substantial competition in our business. We market our products through our own sales organization and through alliance partners, independent distributors and sales representatives. The number of our principal competitors varies from market to market. In general, we compete by providing advanced technology, high product quality, reliability, quality customer and technical service, and by operating in a cost-efficient manner.

Our business competes primarily in the global crop protection market for insecticides, herbicides and fungicides. Industry products include crop protection chemicals and biologicals, for certain major competitors, genetically engineered (crop biotechnology) products. Competition from generic agrochemical producers is significant as a number of key product patents have expired in the last two decades. In general, we compete as an innovator by focusing on product development, including novel formulations, proprietary mixes, and advanced delivery systems and by acquiring or licensing (mostly) proprietary chemistries or technologies that complement our product and geographic focus. We also differentiate ourselves by our global cost-competitiveness through our manufacturing strategies, establishing effective product stewardship programs and developing strategic alliances that strengthen market access in key countries and regions.

Research and Development Expense

The R&D efforts in our business focus on discovering and developing environmentally sound solutions — both new active ingredients and new product formulations — that meet the needs of farmers to maximize yields and control pests. We are continuously investing into our FMC Stine Research Center in Newark, Delaware, to upgrade the site infrastructure and equipment.

Environmental Laws and Regulations

A discussion of environmental related factors can be found in Item 7 "Management's Discussion and Analysis of Financial Condition and Results of Operations" and in Note 11 "Environmental Obligations" in the notes to our consolidated financial statements included in this Form 10-K.

Human Capital

At FMC, employees are guided by our purpose: *Innovation for agriculture; Solutions for the planet*. We provide farmers innovative solutions that increase the productivity and resilience of their land. From our industry-leading discovery pipeline to novel biologicals and precision technologies, we are passionate about the power of science to solve agriculture's biggest challenges. Our employees' belief in this purpose and commitment to our core values are key to the company's success.

Employees

We employ approximately 6,600 people, which is split across our major geographical regions with 24 percent in North America, 12 percent in Latin America, 24 percent in Europe, Middle East & Africa, and 40 percent in Asia as of December 31, 2023.

Approximately 3 percent of our U.S.-based and 31 percent of our foreign-based employees, respectively, are represented by collective bargaining agreements. We have successfully concluded our recent contract negotiations without any material work stoppages. We cannot predict, however, the outcome of future contract negotiations. In 2024, 6 foreign collective-bargaining agreements will be expiring. These contracts affect approximately 21 percent of our foreign-based employees. There are no U.S. collective-bargaining agreements expiring in 2024.

Talent Development and Retention

At FMC, it is important that we focus our programs and initiatives on sustaining strong leaders who are committed to engaging and developing employees, so they can lead competitively, innovate change, improve business performance, and successfully maintain a competitive advantage. FMC provides leadership development through structured leadership programs worldwide. FMC's program components include in-class and self-paced learning, development planning and stretch assignments, project-based action learning and rotational learning, mentoring and coaching, and leadership and functional assessments. Our programs are designed to provide engaging, collaborative, and creative learning environments. Employees leverage their experiences in these programs to develop leadership abilities to their highest levels, enabling them to deliver innovative solutions, strong results and continued growth.

FMC continually strives to meet the needs of our employees, shareholders, and customers through competitive rewards, policies, and practices that support the company as an employer of choice in every market where we compete for talent. FMC compensates employees through total reward programs that are aligned with performance and competencies. Performance-based direct pay programs include competitive base pay, annual bonus opportunities, sales incentive plans, and long-term incentives. These compensation elements along with benefits, work-life flexibility, recognition awards, talent and career development, enable FMC to offer a comprehensive total reward package designed for employees throughout their career.

Diversity, Equity and Inclusion

An important element of our company's growth strategy is our commitment to Diversity Equity & Inclusion ("DEI"). As we continue to evolve as a company, one of our guiding principles is to ensure everyone can be themselves authentically, feel supported, have a sense of belonging, and be treated fairly in opportunities to succeed.

The impact of our global DEI program extends beyond the four walls of FMC, as evidenced in our strategic investments in external partnerships and community outreach. We support STEM education in minority and underrepresented communities and sponsor scholarships for college students in STEM-based career majors at Historically Black Colleges & Universities ("HBCUs") in the United States and scholarships for women in agriculture career tracks at colleges/universities in other countries (e.g., Australia, India, etc.). We also support internship and apprenticeship programs, as well as early career development initiatives at the high school and lower levels, to expose students early to career opportunities in the field of agriculture.

Strong employee engagement is pivotal to fostering an inclusive culture at FMC. This is enabled by our Regional Inclusion Councils which include workstreams that represent our Employee Resource Groups. These employee-led teams provide and host impactful learning and awareness initiatives that help provide stronger allyship & advocacy for employees through informal connections, engagement, and support across various dimensions of diversity. For the fourth year in a row, FMC earned top score in the Human Rights Campaign Foundation's 2023-2024 Corporate Equality Index, receiving a 100 percent score in the nation's foremost benchmarking survey and report measuring corporate policies and practices related to LGBTQ+ workplace equality.

FMC tracks gender and racial representation as part of its recruitment, performance, and development processes to ensure equitable processes and to build a more representative leadership pipeline. Management is expected to actively support diversity initiatives for their respective geographies and business, as applicable, in order to build a more inclusive environment.

Safety

Safety is a core value of FMC. We strive for an injury-free workplace, where every person returns home the same way they arrived. We encourage a culture of open reporting, to learn from our mistakes and work towards continuous improvement in behaviors and processes. As a result of our firm commitment to safety, our Total Recordable Incident Rate of 0.0547 continues to be among the lowest in the industry globally and in the top decile of peer companies in North America, placing our company among the safest organizations in the chemical industry. This level of performance underscores our collective commitment to work safely every day. We empower our people to always put safety first at work and at home.

Sustainability

We are committed to delivering products that improve agricultural productivity protecting the environment for future generations. To reflect this commitment, we established sustainability goals to challenge ourselves and ensure that we are helping to create a better world. We recognize that sustainability goes beyond reducing emissions, it also encompasses human rights, the importance of nature, including biodiversity and how we utilize scarce resources such as water. FMC is aligned with the UN Sustainable Development Goals #2 (Zero Hunger), #8 (Decent Work and Economic Growth), #13 (Climate Action) and #15 (Life on Land). FMC has established 2025 and 2035 sustainability goals. Our 2025 goals include: 100 percent research and development spend on sustainable products, a total recordable incident rate of less than 0.1, and a score of 100 on the Community Engagement Index. Our 2035 goals include: 100 percent implementation of sustainable water practices, 100 percent waste to beneficial reuse, and net-zero greenhouse gas ("GHG") emissions across the value chain (Scopes 1, 2 and 3). FMC is committed to the Science Based Target initiative ("SBTi"), Net-Zero Standard, in line with keeping the global temperature at 1.5°C above pre-industrial time and is in alignment with the Paris Agreement. FMC received validation on its near-term and net-zero targets in March of 2023. We are committed to a 42% reduction in Scopes 1 and 2, and 25% reduction in Scope 3 by 2030, with a net-zero target across the value chain by 2035. FMC continues to make progress towards achieving our 2025 and 2035 environmental goals and our progress is reported annually in our sustainability report.

FMC developed and utilizes its Sustainability Assessment Tool to determine the sustainability of new active ingredients and formulated products in the research and development pipeline. This assessment, along with other product stewardship processes and tools, promotes the introduction and use of environmentally sustainable agricultural solutions.

At FMC, we embed stewardship at each stage of the product life cycle, and stewardship priorities are built into the core of research and development, portfolio and marketing strategies. We continue to strive for open and transparent communications about our product stewardship successes and challenges. FMC is continuing to phase out Highly Hazardous Pesticides ("HHPs") from our product portfolio. In 2023, HHPs accounted for approximately 0.1 percent of our total sales. This reduction of HHPs in our portfolio can be attributed to our internal processes which include continuous evaluation, close monitoring and subsequent phase out along with strong stewardship actions.

SEC Filings

SEC filings are available free of charge on our website, www.fmc.com. Our annual report on Form 10-K, quarterly reports on Form 10-Q, current reports on Form 8-K and amendments to those reports are posted as soon as practicable after we furnish such materials to the SEC.

REGULATION FD DISCLOSURES

The Company's investor relations website, located at <https://investors.fmc.com>, should be considered as a recognized channel of distribution, and the Company may periodically post important information to the web site for investors, including information that the Company may wish to disclose publicly for purposes of complying with the federal securities laws and our disclosure obligations under the SEC's Regulation FD. We encourage investors and others interested in the Company to monitor our investor relations website for material disclosures. Our website address is included in this Form 10-K as a textual reference only and the information on the website is not incorporated by reference into this Form 10-K.

ITEM 1A. RISK FACTORS

Among the factors that could have an impact on our ability to achieve operating results and meet our other goals are:

Industry Risks:

Pricing and volumes in our markets are sensitive to a number of industry specific and global issues and events including:

- Competition and new agricultural technologies - Our business faces competition, which could affect our ability to maintain or raise prices, successfully enter certain markets or retain our market position. Competition for our business

includes not only generic suppliers of the same pesticidal active ingredients but also alternative proprietary pesticide chemistries and crop protection technologies that are bred into or applied onto seeds. Increased generic presence in agricultural chemical markets has been driven by the number of significant product patents and product data protections that have expired in the last decade, and this trend is expected to continue. Also, there are changing competitive dynamics in the agrochemical industry as some of our competitors have consolidated, resulting in them having greater scale and diversity, as well as market reach. These competitive differences may not be overcome and may erode our business. Agriculture in many countries is changing and new technologies (e.g., precision pest prediction or application, data management) continue to emerge. At this time, the scope and potential impact of these technologies are largely unknown but could have the potential to disrupt our business.

- Climate conditions - Our markets are affected by climatic conditions, both chronic and acute, which could adversely impact crop yields, pricing and pest infestations. For example, drought may reduce the need for fungicides, which could result in fewer sales and greater unsold inventories in the market, whereas excessive rain could lead to increased plant disease or weed growth requiring growers to purchase and use more pesticides. Drought and/or increased temperatures may change insect pest pressures, requiring growers to use more, less, or different insecticides. Natural disasters can impact production at our facilities in various parts of the world. The nature of these events makes them difficult to predict.
- Geographic cyclicality - While our business is well balanced geographically, in any given calendar quarter a certain geography(ies) may predominate the demand for our products in light of seasonal variations typically associated with the crop protection market and the geographic regions in which we operate. Unexpected market conditions in any such predominating geography, such as adverse weather, pest pressures, or other risks described herein, may impact our business if occurring during a calendar quarter in which such geography is predominating.
- Changing regulatory environment and public perception - Changes in the regulatory environment, particularly in the U.S., Brazil, China, India, Argentina and the European Union, could adversely impact our ability to continue producing and/or selling certain products in our domestic and foreign markets or could increase the cost of doing so. We are sensitive to regulatory risk given the need to obtain and maintain pesticide registrations in every country in which we sell our products. Moreover, we are required to comply with protocols or applicable regulatory requirements of biological products. Protocols and regulations may change, or regulatory agencies may determine that a biological product is not approvable. There is a risk that future regulatory requirements may lead to delays in development of biologicals or limit growth from biologicals. Many countries require re-registration of pesticides to meet new and more challenging requirements; while we defend our products vigorously, these re-registration processes may result in significant additional data costs, reduced number of permitted product uses, or potential product cancellation. Compliance with changing laws and regulations may involve significant costs or capital expenditures or require changes in business practice that could result in reduced profitability. In the European Union, the regulatory risk specifically includes the chemicals regulation known as REACH (Registration, Evaluation, and Authorization of Chemicals), which requires manufacturers to verify through a special registration system that their chemicals can be marketed safely. Changes to the regulatory environment may be influenced by non-government public pressure as a result of negative perception regarding the use of our crop protection products. Products reviewed by regulators and labeled safe for use may still be challenged by others which could lead to negative public perception or regulatory action. Competing products labeled safe for use were subject to lawsuits or claims, and a similar situation for our products could result in negative impacts. In addition, climate change may result in changes to the governmental policy around greenhouse gases, including emission caps, trade regulations and other mechanisms to promote reduction of carbon emissions. Depending on their nature and scope, this could subject our manufacturing operations and suppliers to significant additional costs or limits on operations and affect the sources and supply of energy. In addition, corporate Environmental Social and Governance (“ESG”) commitments and shifting market pressures in response to climate regulation and consumer expectations may influence demand of crop protection products.
- Geographic presence outside of U.S. - We have a strong presence in Latin America, Europe and Asia, as well as in the U.S. We have continued to grow our geographic footprint particularly in Europe and key Asian countries such as India, which means that developments outside the U.S. will generally have a more significant effect on our operations than in the past. Our operations outside the U.S. are subject to special risks and restrictions, including: fluctuations in currency values; exchange control regulations; changes in local political or economic conditions; governmental pricing directives; import and trade restrictions or tariffs; import or export licensing requirements and trade policy; restrictions on the ability to repatriate funds; and other potentially detrimental domestic and foreign governmental practices or policies affecting U.S. companies doing business abroad.
- Climate change and land use impacts - Climate change may impact markets in which we sell our products, where, for example, a prolonged drought may result in decreased demand for our products. The more gradual effects of persistent temperature change in geographies with significant agricultural lands may result in changes in lands suitable for agriculture or changes in the mix of crops suitable for cultivation and the pests that may be present in such geographies. These shifts in pests may become more rapid and persistent with rising temperatures and increasing GHG

levels. For example, prolonged increase in average temperature may make northern lands suitable for growing crops not grown historically in such climates, leading growers to shift from crops such as wheat to soybean. It may also result in new or different weed, plant disease or insect pressures and such changes could impact the mix of crop protection products growers would purchase and, depending on the local market and our product offering, may be adverse for us. Growers may need to implement regenerative practices and shift to more climate-adaptive products as climate change impacts global crop yields and shifts harvestable regions and pest pressures.

- Fluctuations in commodity prices - Our operating results could be significantly affected by the cost of commodities such as chemical raw material commodities, energy commodities, and harvested crop commodities. We may not be able to raise prices or improve productivity sufficiently to offset future increases in chemical raw material or energy commodity pricing. Accordingly, increases in such commodity prices may negatively affect our financial results. We use hedging strategies, where available on reasonable terms, to address energy and material commodity price risks. However, we are unable to avoid the risk of medium- and long-term increases. Additionally, fluctuations in harvested crop commodity prices could negatively impact our customers' ability to sell their products at previously forecasted prices resulting in reduced customer liquidity. Inadequate customer liquidity could affect our customers' abilities to pay for our products and, therefore, affect existing and future sales or our ability to collect on customer receivables.
- Supply arrangements - Certain raw materials are critical to our production processes and our purchasing strategy and supply chain design are complex. We are closely monitoring raw material and supply chain costs. While we have made supply arrangements to meet planned operating requirements, an inability to obtain the critical raw materials or operate under contract manufacturing arrangements would adversely impact our ability to produce certain products and could lead to operational disruption and increase uncertainties around business performance. We source critical intermediates and finished products from a number of suppliers, largely outside of the U.S. and principally in China and India. An inability to obtain these products or execute under contract sourcing arrangements would adversely impact our ability to sell products. Our supply chain and business operations could be disrupted from the temporary closure of third-party supplier and manufacturer facilities, interruptions in product supply or restrictions on the export or shipment of our products. Any disruption of our suppliers and contract manufacturers could impact our sales and operating results. In recent years, we have seen some logistics challenges, pointed supply chain shortages, and increased cost of goods due to disruptions in energy markets (such as that caused by the Russian war on Ukraine) and inflation.

Operational Risks:

- Global catastrophic events - A global catastrophic event (e.g., nuclear incident, pandemic, natural disaster) could endanger the lives and safety of our employees, limit market access, constrain supply and would require high levels of cross-functional coordination to maintain business continuity. If not properly managed, FMC could suffer substantial financial losses should the event negatively impact our operations or those of our customers. Global catastrophic events could also result in social, economic, and labor instability in the countries in which we or our customers and suppliers operate. These uncertainties could have a material adverse effect on our business and our results of operation and financial condition. A widespread health crisis could adversely affect the global economy, resulting in an economic downturn that could impact demand for our products. For example, the COVID-19 pandemic caused significant disruptions in the U.S. and global economies and resulted in persistent uncertainties throughout the duration of the pandemic.
- Business disruptions - We produce products through a combination of owned facilities and contract manufacturers. We own and operate large-scale active ingredient manufacturing facilities in the U.S. (Mobile), Puerto Rico (Manati), China (Jinshan), Denmark (Ronland), and India (Panoli). Our operating results are dependent in part on the continued operation of these production facilities. Interruptions at these facilities may materially reduce the productivity of a particular manufacturing facility, or the profitability of our business as a whole. Although we take precautions to enhance the safety of our operations and minimize the risk of disruptions, our operations and those of our contract manufacturers are subject to hazards inherent in chemical manufacturing and the related storage and transportation of raw materials, products and waste. These potential hazards include explosions, fires, mechanical failure, unscheduled downtimes, supplier disruptions, labor shortages or other labor difficulties, information technology systems outages, disruption in our supply chain or manufacturing and distribution operations, transportation interruptions, chemical spills, discharges or releases of toxic or hazardous substances or gases, shipment of contaminated or off-specification product to customers, storage tank leaks, other environmental risks, cyberattacks, or other sudden disruption in business operations beyond our control as a result of events such as acts of sabotage, terrorism or war, civil or political unrest, severe weather and natural disasters, large scale power outages and public health epidemics and pandemics. Some of these hazards may cause severe damage to or destruction of property and equipment or personal injury and loss of life and may result in suspension of operations or the shutdown of affected facilities.
- Climate change and physical risk to operation sites - The acute and chronic effects of climate change such as rising sea levels, drought, flooding, hurricanes, excessive heat and general volatility in seasonal temperatures could adversely affect our operations globally. Extreme weather events attributable to climate change may result in, among other

things, physical damage to our property and equipment, increased resource scarcity, including water, and interruptions to our supply chain. All of these items may have significant costs or capital expenditures.

- Litigation and environmental risks - Current reserves relating to our ongoing litigation and environmental liabilities may ultimately prove to be inadequate, which may have a material adverse impact on our results of operations. Products reviewed by regulators and labeled safe for use may still be challenged by others which could result in lawsuits or claims.
- Hazardous materials - We manufacture and transport certain materials that are inherently hazardous due to their toxic or volatile nature. While we take precautions to handle and transport these materials in a safe manner, if they are mishandled or released into the environment, they could cause property damage or result in personal injury claims against us.
- Environmental compliance - We are subject to extensive federal, state, local, and foreign environmental and safety laws, regulations, directives, rules and ordinances concerning, among other things, emissions in the air, discharges to land and water, and the generation, handling, treatment, disposal and remediation of hazardous waste and other materials. We may face liability arising out of the normal course of business or now discontinued operations, including alleged personal injury or property damage due to exposure to chemicals or other hazardous substances at our current or former facilities or chemicals that we manufacture, handle or own. We take our environmental responsibilities very seriously, but there is a risk of environmental impact inherent in our manufacturing operations and transportation of chemicals. Any substantial liability for environmental damage could have a material adverse effect on our financial condition, results of operations and cash flows.

Portfolio Management Risks:

- Portfolio management risks - We continuously review our portfolio which includes the evaluation of potential business acquisitions that may strategically fit our business and strategic growth initiatives. If we are unable to successfully integrate and develop our acquired businesses, we could fail to achieve anticipated synergies including expected cost savings and revenue growth. Failure to achieve these anticipated synergies could materially and adversely affect our financial results. In addition to strategic acquisitions we evaluate the diversity of our portfolio in light of our objectives and alignment with our growth strategy, which may result in divestiture of underperforming or non-strategic assets. In implementing this strategy, we may not be successful and the gains or losses on the divestiture of, or lost operating income from, such assets may affect the Company's earnings and debt levels. Moreover, we may incur asset impairment charges related to acquisitions or divestitures that negatively impact earnings and our financial position.
- Technological and new product discovery/development - Our ability to compete successfully depends in part upon our ability to maintain a superior technological capability and to continue to identify, develop and commercialize new and innovative, high value-added products for existing and future customers. Our investment in the discovery and development of new pesticidal active ingredients relies on discovery of new chemical molecules, biological strains or formulations. Such discovery processes depend on our scientists being able to find new molecules, strains and formulations, which are novel and outside of patents held by others, and such molecules/strains/formulations being efficacious against target pests. Our process also depends on our ability to develop those molecules, strains and formulations into new products without creating an undue risk to human health and the environment as well as meeting applicable regulatory criteria. The timeline from active ingredient discovery through full development and product launch averages 8-10 years depending on local regulatory requirements; the complexity and duration of developing new products create risks that product concepts may fail during development or, when launched, may not meet then-current market needs or competitive conditions.
- Innovation and intellectual property - Our innovation efforts are protected by patents, trade secrets and other intellectual property rights that cover many of our current products, manufacturing processes, and product uses, as well as many aspects of our research and development activities supporting our new product pipeline. Trademarks protect valuable brands associated with our products. Patents and trademarks are granted by individual jurisdictions and the duration of our patents depends on their respective jurisdictions and payment of annuities. Our future performance will depend on our ability to address expiration of active ingredient composition of matter patents. We address patent expirations through effective enforcement of our patents that continue to cover key chemical intermediates and process patents, as well as portfolio life cycle management, particularly for our high value diamide insecticides (see "Diamide Growth Strategy" and "Patents, Trademarks and Licenses" in Item 1 for more details). If our innovation efforts fail to result in process improvements to reduce costs, such conditions could impede our competitive position. Some of our competitors may secure patents on production methods or uses of products that may limit our ability to compete cost-effectively.
- Enforcement of intellectual property rights - The composition of matter patents on our Rynaxypyr® active ingredient are expiring in several key countries. We have a broad estate of additional patents regarding the production of Rynaxypyr® active ingredient, as well as trademark and data exclusivity protection in certain countries that extend well beyond the scope of the active ingredient composition of matter patents. (See "Diamide Growth Strategy" and "Patents, Trademarks and Licenses" in Item 1). We intend to strategically and vigorously enforce our patents and other

forms of intellectual property and have done so already against several third parties. Other third parties may seek to enter markets with infringing products or may find alternative production methods that avoid infringement. We may not be successful in litigating to enforce our patents due to the risks inherent in any litigation. Patents involve complex factual and legal issues and, thus, the scope, validity or enforceability of any patent claims we have or may obtain cannot be clearly predicted. Patents may be challenged in the courts, as well as in various administrative proceedings before U.S. or foreign patent offices, and may be deemed unenforceable, invalidated or circumvented. We are currently and may in the future be a party to various lawsuits or administrative proceedings involving our patents. (See "Patents, Trademarks and Licenses" in Item 1). Such challenges can result in some or all of the claims of the asserted patent being invalidated or deemed unenforceable. As noted in Item 1 "Business," two such patents have been ruled invalid in China and are currently on appeal. In such circumstances, an adverse patent enforcement decision could lead to the entry of competing chlorantranilprole products in relevant markets and may result in a material adverse impact on our financial results.

- ERP governance - We operate on a single global instance of SAP. Unmanaged or poorly managed system and hardware changes across the enterprise may disrupt operations, introduce vulnerabilities, and result in increased maintenance.
- Potential tax implications of FMC Lithium separation - We received an opinion from outside counsel to the effect that the spin-off of FMC Lithium as a distribution to our stockholders, completed in March 2019, qualified as a non-taxable transaction for U.S. federal income tax purposes. The opinion is based on certain assumptions and representations as to factual matters from both FMC and FMC Lithium, as well as certain covenants by those parties. The opinion cannot be relied upon if any of the assumptions, representations or covenants is incorrect, incomplete or inaccurate or is violated in any material respect. The opinion of counsel is not binding upon the IRS or the courts and there is no assurance that the IRS or a court will not take a contrary position. It is possible that the IRS or a state or local taxing authority could take the position that the aforementioned transaction results in the recognition of significant taxable gain by FMC, in which case FMC may be subject to material tax liabilities.

Financial Risks:

- Foreign exchange rate risks - We are an international company operating in many countries around the world, and thus face foreign exchange rate risks in the normal course of business. We are particularly sensitive to the movements of the Brazilian real, Chinese yuan, Indian rupee, Euro, Mexican peso and Argentine peso. While we engage in hedging and other strategies to mitigate these risks, unexpected severe changes in foreign exchange may create risks that could materially and adversely affect our expected performance.
- Uncertain tax rates - Our future effective tax rates may be materially impacted by numerous items such as: a future change in the composition of earnings from foreign and domestic tax jurisdictions, as earnings in foreign jurisdictions are typically taxed at different statutory rates than the U.S. federal statutory rate; accounting for uncertain tax positions; business combinations; expiration of statute of limitations or settlement of tax audits; changes in valuation allowance; changes in tax law; currency gains and losses; and decisions to repatriate certain future foreign earnings on which U.S. or foreign withholding taxes have not been previously accrued.
- Uncertain recoverability of investments in long-lived assets - We have significant investments in long-lived assets and continually review the carrying value of these assets for recoverability in light of changing market conditions and alternative product sourcing opportunities. We may recognize future impairments of long-lived assets, which could adversely affect our results of operations.
- Pension and postretirement plans - Our U.S. Qualified Plan has been fully funded for the last several years and as such, the primary investment strategy is a liability hedging approach with an objective of maintaining the funded status of the plan such that the funded status volatility is minimized and the likelihood that we will be required to make significant contributions to the plan is limited. The portfolio is comprised of 100 percent fixed income securities and cash. Our plan assets and obligation under our U.S. Qualified Plan is in excess of \$1 billion. Additionally, obligations related to our pension and postretirement plans reflect certain assumptions. To the extent actual experience differs from these assumptions, our costs and funding obligations could increase or decrease significantly. While we provide other defined benefit, defined contribution and postretirement benefits to our employees and retirees, our risk is focused on our U.S. Qualified Plan given its size to our consolidated financial position.

General Risk Factors:

- Market access risk - Our results may be affected by changes in distribution channels, which could impact our ability to access the market. Consolidation of the value chain may limit FMC's access in certain markets. Acquisition of retailers and wholesalers, particularly by competitors, could restrict FMC's distribution footprint. Failure to adapt to similar trends in business to business and business to consumer could place FMC at a competitive disadvantage.

- Compliance with laws and regulations - The global regulatory environment is becoming increasingly complex and requires more resources to effectively manage, which may increase the potential for misunderstanding or misapplication of regulatory standards.
- Talent engagement and ethics/culture - The inability to recruit and retain key personnel, the unexpected loss of key personnel, or other external and internal factors and events could culminate in employee attrition and may adversely affect our operations. In addition, our future success depends in part on our ability to identify and develop talent to succeed senior management and other key members of the organization. We operate in markets where business ethics and local customs may differ from our company standards, increasing the risk of impropriety and regulatory enforcement. Significant effort will likely be required to ensure that the right mix of resources are trained, engaged and focused on achieving business objectives while adhering to our core values of safety, ethics and compliance.
- Economic and geopolitical change - Our business has been and could continue to be adversely affected by economic and political changes in the markets where we compete including: trade restrictions, tariff increases or potential new tariffs, foreign ownership restrictions and economic embargoes imposed by the U.S. or any of the foreign countries in which we do business; changes in laws, taxation, and regulations and the interpretation and application of these laws, taxes, and regulations; restrictions imposed by the U.S. government or foreign governments through exchange controls or taxation policy; nationalization or expropriation of property, undeveloped property rights, and legal systems or political instability; other governmental actions; inflation rates and inflationary pressures leading to higher input costs, recessions; and other external factors over which we have no control. Continued inflationary pressures may negatively impact our revenue, gross and operating margins, and net income. For additional details, refer to the "Inflation" section of our Management's Discussion and Analysis in Item 7. Economic and political conditions within the U.S. and foreign jurisdictions or strained relations between countries could result in fluctuations in demand, price volatility, loss of property, state sponsored cyberattacks, supply disruptions, or other disruptions. An open conflict or war across any region significant to our business could result in plant closures, employee displacement, and an inability to obtain key supplies and materials. In mid-April 2022, we announced the decision to discontinue our operations and business in Russia, as a result of their invasion of Ukraine, which resulted in a charge to our results of operations related to noncash asset write offs. Our values as a company did not allow us to operate and grow our business in Russia. The current military conflict between Russia and Ukraine could disrupt or otherwise adversely impact our operations in Ukraine; and related sanctions, export controls or other actions that may be initiated by nations including the U.S., the European Union or Russia (e.g., potential cyberattacks, disruption of energy flows, etc.) could adversely affect our business and/or our supply chain, business partners or customers in other countries beyond Ukraine. In Argentina, continued inflation and foreign exchange controls could adversely affect our business. Losses may be incurred as a result of various government actions in the country such as the devaluation of the Argentine peso, changes in tax policies, and changes in capital controls/policies. Realignment of change in regional economic arrangements could have an operational impact on our businesses. Our enforcement of intellectual property rights in jurisdictions outside of the United States may be impacted by geopolitical tensions between the United States and those other countries. In China, unpredictable enforcement of environmental regulations could result in unanticipated shutdowns in broad geographic areas, impacting our contract manufacturers and raw material suppliers.
- Information technology security and data privacy risks - As with all enterprise information systems, our information technology systems and systems operated by our vendors and third parties could be penetrated by outside parties' intent on observing or gathering information, extracting information, corrupting information, deploying ransomware, or disrupting business processes. Remote and other work arrangements may leave the Company more vulnerable to a cyberattack. Our systems have in the past been, and likely will in the future be, subject to unauthorized access attempts. Implementing system updates or security patches in an untimely manner could leave our company exposed to security breaches. Unauthorized access to our networks or systems could disrupt our business operations and potentially result in failures or interruptions in our information systems, lockouts due to ransomware, or in the loss of assets and could have a material adverse effect on our business, financial condition or results of operations. We engage in response planning, simulations, trainings, tabletop exercises, and other efforts to mitigate risks associated with cybersecurity. Breaches of our security measures or the accidental loss, inadvertent disclosure, or unapproved dissemination of proprietary, sensitive, or confidential information about the Company, our employees, our vendors, or our customers, could result in litigation, violations of various data privacy regulations in some jurisdictions, and potentially result in a liability. We have not experienced a significant or material impact from these events to date and we may need to expend significant resources to maintain or continue to mature our protective and preventative measures to stay abreast of the ever-changing cybersecurity threat. We maintain a multifaceted cybersecurity program designed to identify, protect, detect, respond, and recover from a cybersecurity event. We ensure that the program is aligned with the National Institute of Standards and Technology ("NIST") Cybersecurity Framework. Additionally, we continually engage in response planning, simulations, trainings, tabletop exercises, and other efforts to mitigate risk and prepare for a rapid response to any cybersecurity events. While we have taken measures to assess the requirements of, and to comply with the rapidly growing cybersecurity and data privacy regulations in multiple jurisdictions, these measures may be challenged by authorities that regulate cybersecurity and data-related compliance. We could incur

significant expense in facilitating and responding to investigations and if the measures we have taken prove to be inadequate, we could face fines or penalties. This could damage our reputation, or otherwise harm our business, financial condition, or results of operations.

- Access to debt and capital markets - We rely on cash generated from operations and external financing to fund our growth and working capital needs. Limitations on access to external financing could adversely affect our operating results. Moreover, interest payments, dividends and the expansion of our business or other business opportunities may require significant amounts of capital. We believe that our cash from operations and available borrowings under our revolving credit facility will be sufficient to meet these needs in the foreseeable future. However, if we need external financing, our access to credit markets and pricing of our capital will be dependent upon maintaining sufficient credit ratings from credit rating agencies and the state of the capital markets generally. There can be no assurances that we would be able to obtain equity or debt financing on terms we deem acceptable, and it is possible that the cost of any financings could increase significantly, thereby increasing our expenses and decreasing our net income. If we are unable to generate sufficient cash flow or raise adequate external financing, including as a result of significant disruptions in the global credit markets, we could be forced to restrict our operations and growth opportunities, which could adversely affect our operating results.
- Credit default risks - We may use our existing revolving credit facility to meet our cash needs, to the extent available. In the event of a default in this credit facility or any of our senior notes, we could be required to immediately repay all outstanding borrowings and make cash deposits as collateral for all obligations the facility supports, which we may not be able to do. Any default under any of our credit arrangements could cause a default under many of our other credit agreements and debt instruments. Without waivers from lenders party to those agreements, any such default could have a material adverse effect on our ability to continue to operate.
- Exposure to global economic conditions - Deterioration in the global economy and worldwide credit and foreign exchange markets could adversely affect our business. A worsening of global or regional economic conditions or financial markets could adversely affect both our own and our customers' ability to meet the terms of sale or our suppliers' ability to perform all their commitments to us. A slowdown in economic growth in our international markets, or a deterioration of credit or foreign exchange markets could adversely affect customers, suppliers and our overall business there. Customers in weakened economies may be unable to purchase our products, or it could become more expensive for them to purchase imported products in their local currency, or sell their commodities at prevailing international prices, and we may be unable to collect receivables from such customers.
- Restructuring – On December 15, 2023, the Board of Directors authorized management to proceed with a global restructuring plan which is referred to as “Project Focus.” Project Focus is designed to right-size our cost base and optimize our footprint and organizational structure with a focus on driving significant cost improvement and productivity in light of the precipitous drop in demand across the crop protection industry in 2023. We cannot guarantee that the activities under the restructuring program will result in the desired efficiencies and estimated cost savings, if any. In addition, our failure to effectively manage organizational changes as part of the restructuring program may lead to increased attrition and harm our ability to attract and retain key talent. Failure to successfully execute and realize the expected synergies from the restructuring program could materially and adversely affect our expected performance.
- Channel inventory behavior – The Company relies in many countries and in varying degrees on distribution channels to access the market and reach farmers or other end use customers. An abrupt and widespread shift in purchasing behaviors (e.g., the current inventory destocking phenomenon) by channel partners and end use customers has and may continue to negatively and materially impact the Company’s volumes across important markets, which has adversely affected and may continue to adversely affect our results of operations. Such adverse effects could include but not be limited to materially reduced volumes purchased by customers, resulting in not only reduced sales, but also the Company bearing higher volumes of unsold product inventory, excess raw materials, and correspondingly increased carrying costs.

ITEM 1B. UNRESOLVED STAFF COMMENTS

None.

ITEM 1C. CYBERSECURITY

Cybersecurity Processes

As noted in Item 1A. Risk Factors, FMC recognizes that the threat of cybersecurity breaches may create significant risks for the Company. Accordingly, we are committed to an ongoing and comprehensive program to protect all company data, as well as data in our supply chain, from these threats. Our cybersecurity program includes governance defined by IT policies and standards and a robust IT risk management program. FMC uses several tools and controls to manage IT risk including, but not limited to, controls for the management of privileged access, anti-malware tools, required trainings for employees including an annual training module, simulated email phishing attacks, and other email security tools to detect and prevent intrusions as well as monitor threats. FMC employees have access to formal IT policies that define and clarify expected behaviors with respect to IT resources in various areas. The Company has a Cyber Incident Response Plan, which establishes procedures to prepare for and respond to a variety of cyber incidents, and continuously engages in response planning, simulations, trainings, tabletop exercises, and other efforts to mitigate risk and prepare for a rapid response to any incidents should they occur. Additionally, our contracts with third-party providers require those organizations to notify FMC of any cyber incident that occurs when our information has been impacted. FMC frequently communicates with our third-party service providers to ensure timely notification of any matters that may impact our data security.

Periodically, the Company has its cybersecurity programs audited by independent third parties using the NIST Cybersecurity Framework, which provides guidance to organizations on how to identify, prevent, detect, respond, and recover from cybersecurity threats. The most-recent audit was performed in 2022 over the Company's 2021 cybersecurity program. The audit results showed that FMC has a mature and robust cybersecurity program that is rated at or above peer industry benchmarks and also provided insight for areas of future improvement in risk mitigation and further program development.

Management Oversight in Cybersecurity Governance

FMC's senior management Operating Committee, which includes the Chief Executive Officer and all Company vice presidents, is responsible for review and oversight of the Company's cybersecurity programs and risk assessment as well as the strategic direction of the program to address evolving risks. Specifically, David Kotch, Vice President and Chief Information Officer, serves as management's expert in cybersecurity management. He has held various positions within the Company's IT department, has an educational background in Information Systems, and contributes technical expertise to the Company's Operating Committee. He serves as a member of the Chemical Information Technology Center's CIO organization and the CIO Executive Summit. Mr. Kotch also belongs to various business associations, including industry and government associations, to ensure timely receipt of critical threat information as well as access resources useful in developing cost-effective security solutions to protect the Company's personnel and information. Additionally, Andrew Sandifer, Executive Vice President and Chief Financial Officer, has completed continuing professional education courses covering the role of management and the board of directors in cybersecurity governance. Members of the management team are encouraged to engage in education opportunities related to cybersecurity.

FMC has established a process to assess the nature, scope and timing of a cyber incident and communicate the facts of the incident to management and the board of directors and, if needed, investors. In the event of a cybersecurity incident, the incident response team, which is managed by IT personnel, is responsible for ensuring the Chief Executive Officer and Operating Committee are notified in a timely manner. For any cybersecurity incident, there will be a cross-functional review, including the IT, legal, and finance teams, to evaluate qualitative and quantitative factors related to the incident to determine if the impact of the event is material. Individuals from other departments may be involved in this review depending on the facts and circumstances of the incident. These individuals will be responsible for responding to the event and monitoring the impacts on the Company's operations, financial position, and results of operations. This team will also evaluate cyber incidents in the aggregate if related events occur. During the response and recovery related to a cyber incident, this team will meet daily or weekly depending on the severity of the event and continuously evaluate the nature, scope, and timing of the event. Members of the senior management Operating Committee, including the Chief Information Officer, Chief Financial Officer, Chief Accounting Officer, and General Counsel will be briefed as to the facts and circumstances of a cyber incident and determine if the event is considered material to the business. If such determination is made, the matter will be escalated to Board of Directors. For material incidents, the Company will provide information regarding the nature and scope of the incident to investors in compliance with SEC regulations. Throughout this process and the recovery following an incident, the Company is focused on considering the ever-changing facts and circumstances of the event and remaining as transparent with the investment community as possible.

During 2023, FMC did not directly experience a cybersecurity breach in any FMC system. During 2023, we did receive notification of cybersecurity breaches affecting third-party vendors, but none were material in nature for FMC.

Board of Directors Oversight in Cybersecurity Governance

FMC's Board of Directors oversees the Company's cybersecurity program primarily through its Audit Committee, which is comprised of independent directors whose prior work experience provides them with insights as to potential cybersecurity risks and mitigation strategies. Company executives along with external and internal cybersecurity experts update the Audit Committee at least quarterly on risks related to cybersecurity and the steps taken to monitor and control risk exposure. Additionally, the results of periodic audits performed on the Company's cybersecurity programs, described above, are communicated to the Audit Committee upon completion.

In addition to the routine updates provided to the Audit Committee, FMC has an established policy for communication of cybersecurity incidents with the Board of Directors and, if material, the investor community. Refer to the discussion above for further details of this policy.

ITEM 2. PROPERTIES

FMC leases executive offices in Philadelphia, Pennsylvania and operates 21 manufacturing facilities in 16 countries. Our major research and development facilities are in Newark, Delaware; Shanghai, China and Copenhagen, Denmark.

We believe our facilities are in good operating condition. The number and location of our owned or leased production properties for continuing operations are as follows:

| | North America | Latin America | Europe, Middle East and Africa | Asia | Total |
|--------------|---------------|---------------|-----------------------------------|----------|-----------|
| Total | 5 | 1 | 6 | 9 | 21 |

ITEM 3. LEGAL PROCEEDINGS

Like hundreds of other industrial companies, we have been named as one of many defendants in asbestos-related personal injury litigation. Most of these cases allege personal injury or death resulting from exposure to asbestos in premises of FMC or to asbestos-containing components installed in machinery or equipment manufactured or sold by discontinued operations. The machinery and equipment businesses we owned or operated did not fabricate the asbestos-containing component parts at issue in the litigation. Further, the asbestos-containing parts for this machinery and equipment were accessible only at the time of infrequent repair and maintenance. A few jurisdictions have permitted claims to proceed against equipment manufacturers relating to insulation installed by other companies on such machinery and equipment. We believe that, overall, the claims against FMC are without merit.

As of December 31, 2023, there were approximately 10,976 premises and product asbestos claims pending against FMC in several jurisdictions. Since the 1980s, approximately 122,000 asbestos claims against FMC have been discharged, the overwhelming majority of which have been dismissed without any payment to the claimant. Since the 1980s, settlements with claimants have totaled approximately \$207 million.

We intend to continue managing these asbestos-related cases in accordance with our historical experience. We have established a reserve for this litigation within our discontinued operations and believe that any exposure of a loss in excess of the established reserve cannot be reasonably estimated. Our experience has been that the overall trends in asbestos litigation have changed over time. Over the last several years, we have seen changes in the jurisdictions where claims against FMC are being filed and changes in the mix of products named in the various claims. Because these claim trends have yet to form a predictable pattern, we are presently unable to reasonably estimate our asbestos liability with respect to claims that may be filed in the future.

Please see Note 1 "Principal Accounting Policies and Related Financial Information" - Environmental obligations, Note 11 "Environmental Obligations" and Note 20 "Guarantees, Commitments and Contingencies" in the notes to our consolidated financial statements included in this Form 10-K, the content of which are incorporated by reference to this Item 3.

ITEM 4. MINE SAFETY DISCLOSURES

Not Applicable.

ITEM 4A. INFORMATION ABOUT OUR EXECUTIVE OFFICERS

The executive officers of FMC Corporation, the offices they currently hold, their previous business experience and their ages as of December 31, 2023, are as follows.

| Name | Age | Office and year of election |
|---------------------|-----|--|
| Mark A. Douglas | 61 | President, Chief Executive Officer, and Director (20-present); President and Chief Operating Officer (18-19), President, FMC Agricultural Solutions (12-18); President, Industrial Chemicals Group (11-12); Vice President, Global Operations and International Development (10-11); Vice President, President Asia, Dow Advanced Materials (09-10); Board Member, Quaker Houghton (13-present); Board Member CropLife International (17-present); Board Member Pennsylvania Academy of the Fine Arts (16-present) |
| Andrew D. Sandifer | 54 | Executive Vice President and Chief Financial Officer (18-present); Vice President and Treasurer (16-18); Vice President, Corporate Transformation (14-16); Vice President, Strategic Development (10-14); Board Member, Philabundance (14-22); Board Trustee, Germantown Academy (17-present); Board Member, Koppers Holdings Inc. (23-present) |
| Ronaldo Pereira | 51 | Executive Vice President and President, FMC Americas (21-Present); President, FMC Americas (19-21); Vice President, FMC LATAM (17-19); General Director, Brazil (16); Regional Head Brazil, Rotam (14-15); various Director positions, FMC Corporation (06-14) |
| Michael F. Reilly | 60 | Executive Vice President, General Counsel, Chief Compliance Officer and Secretary (19-present); Vice President, Associate General Counsel and Chief Compliance Officer (16-19); Associate General Counsel (13-16); Board Member, First State Montessori Academy, Inc. (18-present) |
| Diane Allemang | 64 | Executive Vice President, Chief Marketing Officer (21-present); Vice President, Chief Marketing Officer (18-21); Global Marketing Director (15-18); Executive Vice President, North America, Cheminova Inc (11-15); Vice President, Global Regulatory Affairs, Cheminova Inc (08-11) |
| Jacqueline Scanlan | 51 | Executive Vice President, Chief Human Resources Officer (23-present); Senior Vice President, CHRO, Axalta (21-23); Senior Vice President, CHRO, Haemonetics (17-21); Corporate Vice President, Novo Nordisk (14-16); Vice President, Campbell Soup Company (07-14) |
| Vsevolod Rostovtsev | 49 | Vice President, Chief Technology Officer (23-present); Director of Discovery Chemistry for Agricultural Solutions (17-23); Various research and technical leadership roles at DuPont (12-17) |

All officers are elected to hold office for one year or until their successors are elected and qualified. No family relationships exist among any of the above-listed officers, and there are no arrangements or understandings between any of the above-listed officers and any other person pursuant to which they serve as an officer. The above-listed officers have not been involved in any legal proceedings during the past ten years of a nature for which the SEC requires disclosure that are material to an evaluation of the ability or integrity of any such officer.

Executive Officer Diversity

| Gender: | Male | Female |
|---|------|--------|
| Number of executive officers based on gender identity | 4 | 2 |
| Ethnically/Racially diverse | 1 | 0 |

PART II

ITEM 5. MARKET FOR THE REGISTRANT'S COMMON EQUITY, RELATED STOCKHOLDERS MATTERS AND ISSUER PURCHASES OF EQUITY SECURITIES

FMC common stock of \$0.10 par value is traded on the New York Stock Exchange (Symbol: FMC). There were 2,101 registered common stockholders as of December 31, 2023.

FMC's annual meeting of stockholders will be held at 2:00 p.m. on Tuesday, April 30, 2024 via live webcast at <https://www.virtualshareholdermeeting.com/FMC2024>. Notice of the meeting, together with instructions on how to access proxy materials, will be mailed approximately five weeks prior to the meeting to stockholders of record as of March 4, 2024.

Transfer Agent and Registrar of Stock:

| | | |
|---|----|---|
| EQ Shareowner Services 1110 Centre Pointe Curve, Suite 101 Mendota Heights, MN 55120-4100 | or | P.O. Box 64874 St. Paul, MN 55164-0874 |
| Phone: 1-800-468-9716 (651-450-4064 local and outside the U.S.) https://equiniti.com/us/ | | |

Stockholder Return Performance Presentation

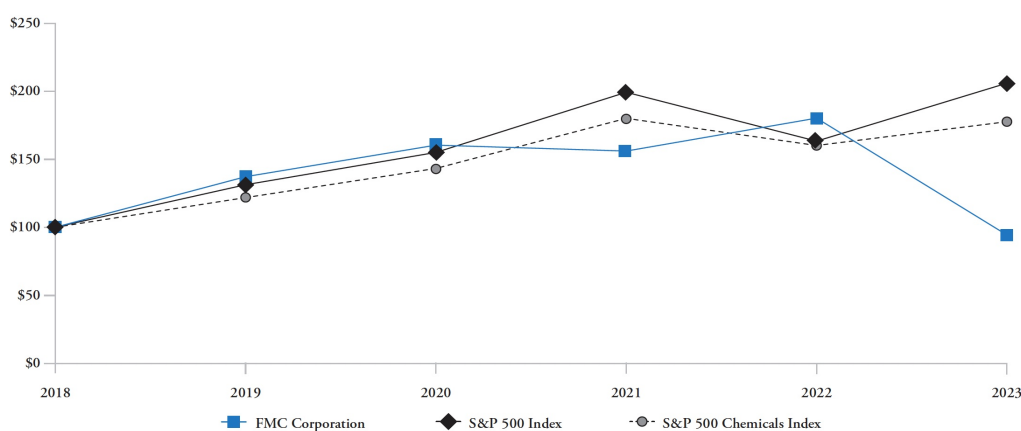
The graph that follows shall not be deemed to be incorporated by reference into any filing made by FMC under the Securities Act of 1933 or the Securities Exchange Act of 1934.

The following Stockholder Performance Graph compares the five-year cumulative total return on FMC's Common Stock with the S&P 500 Index and the S&P 500 Chemicals Index. The comparison assumes \$100 was invested on December 31, 2018, in FMC's Common Stock and in both of the indices, and the reinvestment of all dividends.

| | 2018 | 2019 | 2020 | 2021 | 2022 | 2023 |
|-------------------------|-----------|-----------|-----------|-----------|-----------|----------|
| FMC Corporation | \$ 100.00 | \$ 137.13 | \$ 160.30 | \$ 155.95 | \$ 180.12 | \$ 94.35 |
| S&P 500 Index | 100.00 | 131.22 | 154.95 | 199.12 | 163.22 | 205.79 |
| S&P 500 Chemicals Index | 100.00 | 121.78 | 143.19 | 179.97 | 160.03 | 177.51 |

The following table summarizes information with respect to the purchase of our common stock during the three months ended December 31, 2023:

STOCK PERFORMANCE CHART



ISSUER PURCHASES OF EQUITY SECURITIES

| Period | Total Number of Shares Purchased ⁽¹⁾ | Average Price Paid Per Share | Publicly Announced Program | | |
|--------------|---|------------------------------|----------------------------------|-------------------------------|--|
| | | | Total Number of Shares Purchased | Total Dollar Amount Purchased | Maximum Dollar Value of Shares that May Yet be Purchased |
| October | 829 | \$ 63.04 | — | \$ — | \$ 825,000,142 |
| November | 882 | 53.43 | — | — | 825,000,142 |
| December | 726 | 55.88 | — | — | 825,000,142 |
| Total | 2,437 | \$ 57.45 | — | \$ — | |

(1) Includes shares purchased in open market transactions by the independent trustee of the FMC Corporation Non-Qualified Savings and Investment Plan ("NQSP").

In February 2022, the Board of Directors authorized the repurchase of up to \$1 billion of the Company's common stock. The \$1 billion share repurchase program replaced in its entirety the previous authorization. In 2023, 651,052 shares were repurchased under the publicly announced repurchase program. At December 31, 2023, approximately \$825 million remained unused under our Board-authorized repurchase program. This repurchase program does not include a specific timetable or price targets and may be suspended or terminated at any time. Shares may be purchased through open market or privately negotiated transactions at the discretion of management based on its evaluation of market conditions and other factors. We also reacquire shares from time to time from employees in connection with the vesting, exercise and forfeiture of awards under our equity compensation plans. In addition, the independent trustee of our non-qualified deferred compensation plan reacquires shares from time to time through open-market purchases relating to investments by employees in our common stock, one of the investment options available under the Plan.

As disclosed in more detail under the Outstanding debt caption in the Liquidity and Capital Resources section of this Form 10-K, in connection with an amendment to the Company's credit agreement, the Company agreed that it shall not repurchase shares until September 30, 2025, with the exception of share repurchases under our equity compensation plans.

ITEM 6. [RESERVED]

ITEM 7. MANAGEMENT'S DISCUSSION AND ANALYSIS OF FINANCIAL CONDITION AND RESULTS OF OPERATIONS

Overview

FMC Corporation is a global agricultural sciences company dedicated to helping growers produce food, feed, fiber and fuel for an expanding world population while adapting to a changing environment. We operate in a single distinct business segment. We develop, market and sell all three major classes of crop protection chemicals (insecticides, herbicides and fungicides) as well as biologicals, crop nutrition, and seed treatment products, which we group as plant health. FMC's innovative crop protection solutions enable growers, crop advisers and turf and pest management professionals to address their toughest challenges economically without compromising safety or the environment. FMC is committed to discovering new insecticide, herbicide, and fungicide active ingredients, product formulations and pioneering technologies that are consistently better for the planet.

FORWARD-LOOKING INFORMATION

Statement under the Safe Harbor Provisions of the Private Securities Litigation Reform Act of 1995: FMC and its representatives may from time to time make written or oral statements that are "forward-looking" and provide other than historical information, including statements contained herein, in FMC's other filings with the SEC, and in reports or letters to FMC stockholders.

In some cases, FMC has identified forward-looking statements by such words or phrases as "will likely result," "is confident that," "expect," "expects," "should," "could," "may," "will continue to," "believe," "believes," "anticipates," "predicts," "forecasts," "estimates," "projects," "potential," "intends" or similar expressions identifying "forward-looking statements" within the meaning of the Private Securities Litigation Reform Act of 1995, including the negative of those words and phrases. Such forward-looking statements are based on management's current views and assumptions regarding future events, future business conditions and the outlook for the company based on currently available information. These statements involve known and unknown risks, uncertainties and other factors that may cause actual results to be materially different from any results, levels of activity, performance or achievements expressed or implied by any forward-looking statement. Additional factors include, among other things, the risk factors and other cautionary statements filed with the SEC included within this Form 10-K as well as other SEC filings and public communications. FMC cautions readers not to place undue reliance on any such forward-looking statements, which speak only as of the date made. Forward-looking statements are qualified in their entirety by the above cautionary statement. FMC undertakes no obligation, and specifically disclaims any duty, to update or revise any forward-looking statements to reflect events or circumstances arising after the date of such statements or to reflect the occurrence of anticipated events, except as otherwise required by law.

Inflation

Current global inflationary pressures have affected our business, primarily due to higher than normal input costs, specifically raw materials, resulting in pressure on our operating margins. Costs impacted by inflation include labor and overhead costs, costs of certain raw materials, freight and logistics costs, tolling services, and equipment costs. We have partially mitigated inflation headwinds through pricing actions, cost saving initiatives, and alternate sourcing options. Costs, specifically input costs, became a tailwind during the third quarter of 2023 representing the peak of inflationary headwinds.

2023 Highlights

The following are the more significant developments in our businesses during the year ended December 31, 2023:

- As a result of increased inventory carrying costs and improved security of supply, distributors, retailers and growers rapidly reduced purchases across all four regions beginning in the latter half of the second quarter of 2023 and persisting through the remainder of the year. While grower consumption remained steady during 2023, volumes were down significantly driving a decline in results compared to the prior year. As a result of the destocking conditions and the related volume pressure, we initiated a global restructuring plan during the fourth quarter of 2023, which we refer to as "Project Focus" and discuss further under the section titled "Results of Operations."
- Revenue of \$4,486.8 million in 2023 decreased \$1,315.5 million or approximately 23 percent versus last year. A more detailed review of revenues is included under the section entitled "Results of Operations". On a regional basis, sales in Latin America decreased by 33 percent, sales in Asia decreased 21 percent, sales in North America decreased 16 percent, and sales in Europe, Middle East and Africa decreased by 14 percent. Volume was negatively impacted by channel destocking across all four regions. Despite the challenging environment, revenues from products launched in the last five years were down only 2 percent, while our branded diamides were only down by 7 percent, outperforming the rest of our portfolio.

- Our gross margin, excluding the \$25.8 million charge related to the application of the PAIS tax in Argentina, of \$1,856.8 million decreased \$470.0 million or approximately 20 percent versus last year as a result of a decrease in volumes across all regions as well as a decrease in prices in Latin America. Positive input cost improvement partially offset by unfavorable foreign currency movements also contributed to the change in gross margin during the period. Gross margin as a percent of revenue, excluding the impact of the Argentine PAIS tax, of 41.4 percent slightly increased compared to gross margin of 40.1 percent in the prior year period. Refer to Note 8 to the consolidated financial statements included within this Form 10-K for further details of the Argentine PAIS tax.
- Selling, general and administrative expenses decreased from \$775.2 million to \$734.3 million, or approximately 5 percent. The decrease in selling, general and administrative expenses is a result of the operating cost mitigation actions implemented beginning in the second quarter as a result of the lower business performance.
- Research and development expenses of \$328.8 million increased \$14.6 million or 5 percent. The increase in research and development expenditures is related to continued investment in our new active ingredient pipeline, including our acquired pheromones business, as well as inflation and labor cost increases. However, inflationary conditions improved in the second half of the year indicating the peak of inflationary headwinds.
- Net income (loss) attributable to FMC stockholders of \$1,321.5 million increased \$585.0 million from \$736.5 million in the prior year period. As discussed further under the section titled "Results of Operations", the change in the provision (benefit) for income taxes was the primary driver of the increase in net income (loss) attributable to FMC stockholders. During the fourth quarter, we recognized significant one-time tax benefits related to new tax incentives granted to the Company's Swiss subsidiaries. In addition, we released our FMC Brazil valuation allowance as a result of new tax laws enacted in the country, resulting in the recognition of additional tax benefit. The increase in the benefit for income taxes was partially offset by the unprecedented decline in volumes as the distribution channel focused on channel destocking which significantly impacted our results. Additionally, we incurred severance and employee separation costs associated with Project Focus in 2023 as well as \$101.0 million in currency related charges primarily driven by the significant actions taken by the Argentine Government during the fourth quarter of 2023. Interest expense, net increased \$85.4 million compared to the prior year due to higher interest rates during the period. Adjusted after-tax earnings from continuing operations attributable to FMC stockholders of \$474.5 million decreased \$463.9 million or approximately 49 percent. See the disclosure of our adjusted earnings Non-GAAP financial measurement under the section titled "Results of Operations".

2024 Outlook

We expect 2024 revenue will be in the range of approximately \$4.50 billion to \$4.70 billion, up approximately 2.5 percent at the midpoint versus 2023. The increase is largely driven by growth of new products, primarily in the second half, and assumes the crop protection market is flat-to-down low-single digits as modest market growth during the second half is offset by market contraction in the first half. We expect adjusted EBITDA⁽¹⁾ of \$900 million to \$1.05 billion, essentially flat vs the midpoint versus 2023 results. Headwinds to adjusted EBITDA in the first half are expected from continued destocking, higher inventory costs and modest pricing pressure. Tailwinds in the second half are expected from sales growth of new products, a greater portion of savings from restructuring actions and some benefit from market recovery. 2024 adjusted earnings are expected to be in the range of \$3.23 to \$4.41 per diluted share⁽¹⁾, up approximately 1 percent at the midpoint versus 2023, due to lower interest expense and depreciation and amortization. The estimate for adjusted earnings excludes any impact from potential share repurchases in 2024. For cash flow outlook, refer to the liquidity and capital resources section below.

- (1) Although we provide forecasts for adjusted earnings per share and adjusted EBITDA (Non-GAAP financial measures), we are not able to forecast the most directly comparable measures calculated and presented in accordance with U.S. GAAP. Certain elements of the composition of the U.S. GAAP amounts are not predictable, making it impractical for us to forecast. Such elements include, but are not limited to, restructuring, acquisition charges, and discontinued operations. As a result, no U.S. GAAP outlook is provided.

Results of Operations — 2023, 2022 and 2021

Overview

The following charts provide a reconciliation of adjusted EBITDA, adjusted earnings and organic revenue growth, all of which are Non-GAAP financial measures, from the most directly comparable GAAP measure. Adjusted EBITDA and organic revenue are provided to assist the readers of our financial statements with useful information regarding our operating results. Our operating results are presented based on how we assess operating performance and internally report financial information. For management purposes, we report operating performance based on earnings before interest, income taxes, depreciation and amortization, discontinued operations, and corporate special charges. Our adjusted earnings measure excludes corporate special charges, net of income taxes, discontinued operations attributable to FMC stockholders, net of income taxes, and certain Non-GAAP tax adjustments. These are excluded by us in the measure we use to evaluate business performance and determine certain performance-based compensation. Organic revenue growth excludes the impacts of foreign currency changes, which we believe is a meaningful metric to evaluate our revenue changes. These items are discussed in detail within the "Other Results of Operations" section that follows. In addition to providing useful information about our operating results to investors, we also believe that excluding the effect of corporate special charges, net of income taxes, and certain Non-GAAP tax adjustments from operating results and discontinued operations allows management and investors to compare more easily the financial performance of our underlying business from period to period. These measures should not be considered as substitutes for net income (loss) or other measures of performance or liquidity reported in accordance with U.S. GAAP.

| (in Millions) | Year Ended December 31, | | |
|--|-------------------------|-------------------|-------------------|
| | 2023 | 2022 | 2021 |
| Revenue | \$ 4,486.8 | \$ 5,802.3 | \$ 5,045.2 |
| Costs and Expenses | | | |
| Costs of sales and services | 2,655.8 | 3,475.5 | 2,883.9 |
| Gross Margin | \$ 1,831.0 | \$ 2,326.8 | \$ 2,161.3 |
| Selling, general and administrative expenses | 734.3 | 775.2 | 714.1 |
| Research and development expenses | 328.8 | 314.2 | 304.7 |
| Restructuring and other charges (income) | 212.3 | 93.1 | 108.0 |
| Total costs and expenses | \$ 3,931.2 | \$ 4,658.0 | \$ 4,010.7 |
| Income from continuing operations before non-operating pension and postretirement charges (income), interest income, interest expense, and provision for income taxes ⁽¹⁾ | \$ 555.6 | \$ 1,144.3 | \$ 1,034.5 |
| Non-operating pension and postretirement charges (income) | 18.2 | 8.6 | 5.6 |
| Interest expense, net | 237.2 | 151.8 | 131.1 |
| Income (loss) from continuing operations before income taxes | \$ 300.2 | \$ 983.9 | \$ 897.8 |
| Provision (benefit) for income taxes | (1,119.3) | 145.2 | 92.5 |
| Income (loss) from continuing operations | \$ 1,419.5 | \$ 838.7 | \$ 805.3 |
| Discontinued operations, net of income taxes | (98.5) | (97.2) | (68.2) |
| Net income (loss) (GAAP) | \$ 1,321.0 | \$ 741.5 | \$ 737.1 |
| Adjustments to arrive at Adjusted EBITDA (Non-GAAP): | | | |
| Corporate special charges (income): | | | |
| Restructuring and other charges (income) ⁽³⁾ | \$ 238.1 | \$ 93.1 | \$ 108.0 |
| Non-operating pension and postretirement charges (income) ⁽⁴⁾ | 18.2 | 8.6 | 5.6 |
| Transaction-related charges ⁽⁵⁾ | — | — | 0.4 |
| Discontinued operations, net of income taxes | 98.5 | 97.2 | 68.2 |
| Interest expense, net | 237.2 | 151.8 | 131.1 |
| Depreciation and amortization | 184.3 | 169.4 | 170.9 |
| Provision (benefit) for income taxes | (1,119.3) | 145.2 | 92.5 |
| Adjusted EBITDA (Non-GAAP) ⁽²⁾ | \$ 978.0 | \$ 1,406.8 | \$ 1,313.8 |

(1) Referred to as operating profit.

- (2) Adjusted EBITDA is defined as operating profit excluding corporate special charges (income) and depreciation and amortization expense.
- (3) See Note 8 to the consolidated financial statements included within this Form 10-K for details of restructuring and other charges (income). Includes \$25.8 million of charges related to the expansion of the scope and rates of the existing Impuesto PAIS tax ("PAIS") in Argentina, which was recorded to "Cost of Sales and services" on the consolidated statements of income (loss), as well as \$212.3 million shown as Restructuring and other charges (income) on the consolidated statements of income (loss) for the twelve months ended December 31, 2023.
- (4) Our non-operating pension and postretirement charges (income) are defined as those costs (benefits) related to interest, expected return on plan assets, amortized actuarial gains and losses and the impacts of any plan curtailments or settlements. These are excluded from our operating results and are primarily related to changes in pension plan assets and liabilities which are tied to financial market performance and we consider these costs to be outside our operational performance. We continue to include the service cost and amortization of prior service cost in our operating results noted above. These elements reflect the current year operating costs to our business for the employment benefits provided to active employees.
- (5) Charges relate to transaction costs, costs for transitional employees, other acquired employee related costs, integration related legal and professional third-party fees. These charges are recorded as a component of "Selling, general and administrative expense" on the consolidated statements of income (loss).

ADJUSTED EARNINGS RECONCILIATION

| (in Millions) | Year Ended December 31, | | |
|---|-------------------------|-----------------|-----------------|
| | 2023 | 2022 | 2021 |
| Net income (loss) attributable to FMC stockholders (GAAP) | \$ 1,321.5 | \$ 736.5 | \$ 739.6 |
| Corporate special charges (income), pre-tax ⁽¹⁾ | 256.3 | 101.7 | 114.0 |
| Income tax expense (benefit) on Corporate special charges (income) ⁽²⁾ | (32.8) | 1.5 | (20.3) |
| Corporate special charges (income), net of income taxes | \$ 223.5 | \$ 103.2 | \$ 93.7 |
| Adjustment for noncontrolling interest, net of tax on Corporate special charges (income) | (1.6) | 6.8 | — |
| Discontinued operations attributable to FMC Stockholders, net of income taxes | 98.5 | 97.2 | 68.2 |
| Non-GAAP tax adjustments ⁽³⁾ | (1,167.4) | (5.3) | (14.8) |
| Adjusted after-tax earnings from continuing operations attributable to FMC stockholders (Non-GAAP) | \$ 474.5 | \$ 938.4 | \$ 886.7 |

- (1) Represents restructuring and other charges (income), non-operating pension and postretirement charges (income) and transaction-related charges. Includes \$25.8 million of charges related to the PAIS tax which was recorded to "Cost of Sales and services" on the consolidated statements of income (loss) as well as \$212.3 million shown as Restructuring and other charges (income) on the consolidated statements of income (loss) for the twelve months ended December 31, 2023.
- (2) The income tax expense (benefit) on Corporate special charges (income) is determined using the applicable rates in the taxing jurisdictions in which the Corporate special charge or income occurred and includes both current and deferred income tax expense (benefit) based on the nature of the non-GAAP performance measure.
- (3) We exclude the GAAP tax provision, including discrete items, from the Non-GAAP measure of income, and instead include a Non-GAAP tax provision based upon the annual Non-GAAP effective tax rate. The GAAP tax provision includes, and the Non-GAAP tax provision excludes, certain discrete tax items including, but not limited to: income tax expenses or benefits that are not related to current year ongoing business operations; tax adjustments associated with fluctuations in foreign currency remeasurement of certain foreign operations; certain changes in estimates of tax matters related to prior fiscal years; certain changes in the realizability of deferred tax assets; and changes in tax law. Management believes excluding these discrete tax items assists investors and securities analysts in understanding the tax provision and the effective tax rate related to ongoing operations thereby providing investors with useful supplemental information about FMC's operational performance. Refer to the explanation below on the provision for income taxes for further detail of the increase in non-GAAP tax adjustments for the twelve months ended December 31, 2023.

ORGANIC REVENUE GROWTH RECONCILIATION

| | Twelve Months Ended December 31, 2023 vs. 2022 |
|--|---|
| Total Revenue Change (GAAP) | (23)% |
| Less: Foreign Currency Impact | (1)% |
| Organic Revenue Change (Non-GAAP) | (22)% |

Results of Operations

In the discussion below, all comparisons are between the periods unless otherwise noted.

Revenue

2023 vs. 2022

Revenue of \$4,486.8 million decreased \$1,315.5 million, or approximately 23 percent versus the prior year period. The decrease was primarily driven by a 22 percent decrease from volumes, which were down across all four regions due to the channel destocking by growers and the distribution channel. The decrease in revenues was also due to an unfavorable foreign currency impact of approximately 1 percent.

2022 vs. 2021

Revenue of \$5,802.3 million increased \$757.1 million, or approximately 15 percent versus the prior year period. The increase was driven by higher volumes, which accounted for an approximate 11 percent increase, as well as favorable pricing which accounted for an approximate 7 percent increase. Volume growth was primarily driven by Latin America and North America. Foreign currency tailwinds had an unfavorable impact of approximately 3 percent on revenue. Excluding foreign currency impacts, revenue increased approximately 18 percent.

See below for a discussion of revenue by region.

| (in Millions) | Total Revenue by Region | | |
|---------------------------------------|-------------------------|-------------------|-------------------|
| | Year Ended December 31, | | |
| | 2023 | 2022 | 2021 |
| North America | \$ 1,204.8 | \$ 1,435.8 | \$ 1,117.2 |
| Latin America | 1,401.1 | 2,088.2 | 1,633.4 |
| Europe, Middle East and Africa (EMEA) | 899.2 | 1,039.7 | 1,040.0 |
| Asia | 981.7 | 1,238.6 | 1,254.6 |
| Total Revenue | \$ 4,486.8 | \$ 5,802.3 | \$ 5,045.2 |

2023 vs. 2022

North America: Revenue decreased approximately 16 percent in the year ended December 31, 2023. The significant decrease in volumes period over period was due to the channel destocking by growers and the distribution channel. The decrease in volumes was partially offset by improved product mix in the region due to new branded products launched within the last five years as well as positive pricing actions.

Latin America: Revenue decreased approximately 33 percent, or approximately 35 percent organically, for the year ended December 31, 2023 compared to the prior year period driven primarily by the pressure on volumes due to channel destocking as well as drought conditions in Brazil. Additionally, pricing actions were a headwind during the period. The decreases in volumes and pricing were partially offset by positive FX movements during the period. During the fourth quarter, we successfully launched Premio® Star insecticide in Brazil contributing to branded diamide sales in Latin America.

EMEA: Revenue decreased approximately 14 percent, or approximately 10 percent organically, versus the prior year period as a result of the decline in volumes due to a channel destocking as well as adverse weather conditions in the region partially offset by positive pricing actions and strong diamides sales in the region.

Asia: Revenue decreased approximately 21 percent, or approximately 16 percent organically, versus the prior year period caused by channel destocking during the period resulting in a decline in volumes during the period. FX continued to be a headwind in the region.

For 2024, full-year revenue is expected to be in the range of approximately \$4.50 billion to \$4.70 billion, which represents an increase of approximately 2.5 percent at the midpoint versus 2023.

2022 vs. 2021

North America: Revenue increased approximately 29 percent in the year ended December 31, 2022, driven by strong volumes and pricing actions. In the US, growth was driven by sales of herbicides, insecticides, and fungicides. In Canada our results were driven by low channel inventory of insecticides, strength in selective herbicides, and the successful launch of Coragen® MaX insecticide.

Latin America: Revenue increased approximately 28 percent, or approximately 25 percent excluding foreign currency tailwinds, for the year ended December 31, 2022 compared to the prior year period, driven by strong volumes and price increases. Growth in the region was primarily driven by Brazil and Argentina. Double digit gains across all segments were driven by commodity price and acreage increases. Our investments in market access also contributed to growth in the region.

EMEA: Revenue remained flat versus the prior year period; however, revenue increased approximately 12 percent excluding foreign currency headwinds. The lack of growth from prior year was largely impacted by foreign currency headwinds as well as weather in Southern Europe and the absence of Russian sales. Results were driven by strong pricing actions as well as volume growth, led by Northern Europe, Germany, and Turkey, demand for selective herbicides on cereals and other crops, and demand for our diamides on fruits and vegetables.

Asia: Revenue decreased approximately 1 percent versus the prior year period, however revenue increased approximately 5 percent excluding foreign currency headwinds. The change in revenue from prior year was primarily impacted by foreign currency headwinds, a reduction in rice acres in India, and weather conditions, particularly in India and Pakistan. These impacts were partially offset by price actions and strong performance in Australia.

Gross margin

2023 vs. 2022

Gross margin of \$1,831.0 million decreased by \$495.8 million, or approximately 21 percent versus the prior year period resulting from a 29 percent decrease in volumes caused by a significant channel destocking partially offset by a 10 percent increase due to positive input cost improvement. Unfavorable foreign currency impacts of 2 percent also contributed to the decline in gross margin during the period. Gross margin, excluding the \$25.8 million charge related to the application of the PAIS tax in Argentina, of \$1,856.8 million decreased \$470.0 million or approximately 20 percent versus last year.

Gross margin percent of approximately 40.8 percent remained consistent with gross margin percent of 40.1 percent in the prior year period. Gross margin as a percent of revenue, excluding the impact of the Argentine PAIS tax, was 41.4 percent.

Refer to Note 8 to the consolidated financial statements included within this Form 10-K for further details of the Argentine PAIS tax.

2022 vs. 2021

Gross margin of \$2,326.8 million increased by \$165.5 million, or approximately 8 percent versus the prior year period. The increase was primarily due to top line revenue growth which was partially offset by higher costs due to rising input costs from inflationary pressures and foreign currency headwinds.

Gross margin percent of approximately 40 percent slightly decreased from approximately 43 percent in the prior year period, driven by significant cost headwinds, primarily due to input cost inflation, and foreign currency headwinds.

Selling, general and administrative expenses

2023 vs. 2022

Selling, general and administrative expenses of \$734.3 million decreased by \$40.9 million, or approximately 5 percent versus the prior year period. The decrease in selling, general and administrative expenses is a result of the operating cost mitigation actions we undertook beginning in the latter half second quarter in response to the volume pressures.

2022 vs. 2021

Selling, general and administrative expenses of \$775.2 million increased by \$61.1 million, or approximately 9 percent versus the prior year period. Spending increased globally to support our revenue growth. Additionally, spending was driven by inflation from labor costs and third party spend, as well as market access expansion.

Research and development expenses**2023 vs. 2022**

Research and development expenses of \$328.8 million increased by \$14.6 million, or approximately 5 percent versus the prior year period. The increase in research and development expenditures is related to continued investment in our new active ingredient pipeline, including our recently acquired pheromones business, as well as inflation and labor cost increases. However, inflation conditions improved in the second half of the year indicating the peak of inflationary headwinds.

2022 vs. 2021

Research and development expenses of \$314.2 million increased by \$9.5 million, or approximately 3 percent versus the prior year period. The increase in research and development expenditures is related to continued investment in our new active ingredient pipeline as well as inflation and labor cost increases.

Other Results of OperationsDepreciation and amortization**2023 vs. 2022**

Depreciation and amortization of \$184.3 million increased \$14.9 million, or approximately 9 percent, as compared to 2022 of \$169.4 million. The increase was driven by additional assets placed into service during 2023 and accelerated depreciation associated with certain assets at one of our research facilities.

2022 vs. 2021

Depreciation and amortization of \$169.4 million decreased \$1.5 million, or approximately 1 percent, as compared to 2021 of \$170.9 million.

Interest expense, net**2023 vs. 2022**

Interest expense, net of \$237.2 million increased by \$85.4 million, or approximately 56 percent, compared to \$151.8 million in 2022. The increase was primarily driven by higher interest rates and, to a lesser extent, higher debt balances in our portfolio. Specifically, higher domestic interest rates increased interest expense by approximately \$63 million and higher domestic short-term balances increased interest expense by approximately \$18 million during the period. Higher foreign interest rates and debt balances also contributed to the increase by approximately \$7 million.

2022 vs. 2021

Interest expense, net of \$151.8 million increased by \$20.7 million, or approximately 16 percent, compared to \$131.1 million in 2021. The increase was driven by higher interest rates and higher debt balances which increased interest expense by approximately \$28 million for domestic debt and \$7 million for foreign debt, partially offset by the benefits of the refinancing activity completed in the fourth quarter of 2021 which decreased interest expense by approximately \$12 million.

Corporate special charges (income)*Restructuring and other charges (income)*

Our restructuring and other charges (income) are comprised of restructuring, assets disposals and other charges (income) as described below:

| (in Millions) | Year Ended December 31, | | |
|--|-------------------------|----------------|-----------------|
| | 2023 | 2022 | 2021 |
| Restructuring charges | \$ 48.4 | \$ (26.1) | \$ 41.1 |
| Other charges (income), net | 163.9 | 119.2 | 66.9 |
| Total restructuring and other charges (income) ⁽¹⁾ | \$ 212.3 | \$ 93.1 | \$ 108.0 |

(1) See Note 8 to the consolidated financial statements included in this Form 10-K for more information.

2023

Restructuring and other charges (income) includes \$40.1 million of severance and employee separation costs and \$5.4 million of provider costs associated with the Project Focus restructuring initiative. In connection with Project Focus, the Company expects to incur pre-tax restructuring charges in the range of approximately \$180 to \$215 million, inclusive of charges incurred during 2023. This estimate, which is subject to future changes, includes severance and related benefit costs in the range of \$85 to \$100 million, asset write-off charges of approximately \$80 to \$90 million, consulting and other professional service fees in the range of \$5 to \$15 million, and other charges of up to \$10 million. We may incur additional asset write-off charges, inventory and other working capital charges, primarily associated with the liquidation of excess inventory in select markets, relocation charges, and contract termination charges in connection with Project Focus and will provide an estimate of charges when known.

Other restructuring costs of \$8.7 million relate to employee separation and asset impairment costs incurred as part of various ongoing initiatives. These restructuring charges were offset by a \$5.8 million gain recognized on the disposition of land related to a previously closed manufacturing facility.

Other charges (income) of \$163.9 million is comprised of \$75.2 million in currency related charges primarily driven by the significant actions taken by the Argentine Government during the 4th quarter of 2023. We incurred \$63.4 million related to the adjustment of the official exchange rate in Argentina announced during December 2023. Additionally, similar devaluation actions in Argentina and Pakistan during previous quarters resulted in \$11.8 million of currency related charges. Other charges (income) also includes \$13.0 million in charges primarily resulting from the third quarter acquisition of in-process research and development assets that do not meet the criteria for capitalization. We also incurred \$66.9 million in environmental charges associated with remediation and other miscellaneous charges of \$8.8 million.

2022

Restructuring and other charges (income) is primarily comprised of a gain of \$50.5 million recognized on the disposition of land related to a closed manufacturing facility. Restructuring and other charges (income) is also comprised of charges of \$5.9 million of severance and employee separation costs, \$11.2 million related to fixed asset charges, and \$7.3 million of other restructuring related charges incurred as part of various restructuring initiatives disclosed in previous periods.

Other charges (income) is primarily comprised of \$76.8 million in exit charges related to our decision to cease operations and business in Russia. Additional charges of \$42.4 million relate primarily to environmental charges, which were impacted by higher inflation rates.

2021

Restructuring charges in 2021 primarily consisted of \$16.7 million of charges associated with the integration of the DuPont Crop Protection Business which was completed in 2020 except for certain in-flight initiatives. These charges primarily reflect non-cash charges and to a lesser extent remaining severance. Restructuring charges associated with the DuPont program were largely complete. There were other restructuring charges of \$13.4 million related to various actions to improve organizational structure as well as regional alignment activities which primarily included the move of our European headquarters. Types of costs primarily relate to facility-related shut down costs including asset impairments as well as employee-related costs.

Other charges (income), net in 2021 includes \$33.5 million of charges related to the establishment of reserves for certain historical India indirect tax matters that were triggered during the period of which approximately half are non-cash charges. See Note 20 to the consolidated financial statements included within this Form 10-K for further information regarding this matter. Additional charges of \$27.1 million consists of charges of environmental sites.

Non-operating pension and postretirement charges (income)

2023 vs. 2022

The charge for 2023 was \$18.2 million compared to \$8.6 million in 2022. Higher interest rates during the period resulted in an increase to interest costs for pension and other postretirement benefits.

2022 vs. 2021

The charge for 2022 was \$8.6 million compared to \$5.6 million in 2021. The increase is primarily due to rising interest rates during 2022 compared to 2021 partially offset by higher expected return on plan assets.

Provision for income taxes

Provision for income taxes for 2023 was a benefit of \$1,119.3 million resulting in an effective tax rate of negative 372.9 percent. Provision for income taxes for 2022 was expense of \$145.2 million resulting in an effective tax rate of 14.8 percent. Provision for income taxes for 2021 was expense of \$92.5 million resulting in an effective tax rate of 10.3 percent. Note 12 to the consolidated financial statements included in this Form 10-K includes more details on the drivers of the GAAP effective rate and year-over-year changes.

We believe showing the reconciliation below of our GAAP to Non-GAAP effective tax rate provides investors with useful supplemental information about our tax rate on the core underlying business.

| (in Millions) | Year Ended December 31, | | | | | | | | |
|---|-------------------------|-------------------------|--------------------|------------------|-------------------------|--------------------|------------------|-------------------------|--------------------|
| | 2023 | | | 2022 | | | 2021 | | |
| | Income (Expense) | Tax Provision (Benefit) | Effective Tax Rate | Income (Expense) | Tax Provision (Benefit) | Effective Tax Rate | Income (Expense) | Tax Provision (Benefit) | Effective Tax Rate |
| GAAP - Continuing operations | \$ 300.2 | \$ (1,119.3) | (372.9) % | \$ 983.9 | \$ 145.2 | 14.8 % | \$ 897.8 | \$ 92.5 | 10.3 % |
| Corporate special charges (income) ⁽¹⁾ | 256.3 | 32.8 | | 101.7 | (1.5) | | 114.0 | 20.3 | |
| Tax adjustments ⁽²⁾ | | 1,167.4 | | | 5.3 | | | 14.8 | |
| Non-GAAP - Continuing operations | \$ 556.5 | \$ 80.9 | 14.5 % | \$ 1,085.6 | \$ 149.0 | 13.7 % | \$ 1,011.8 | \$ 127.6 | 12.6 % |

(1) Primarily our decision to cease operations and business in Russia in 2022. As a result, we recorded a pre-tax charge of \$76.8 million with minimal tax benefit.

(2) Refer to note 3 of the *Adjusted Earnings Reconciliation* table within this section of this Form 10-K for an explanation of tax adjustments.

The primary drivers for the fluctuations in the effective tax rate for each period are provided in the table above. During the three months ended December 31, 2023, the Company's Swiss subsidiaries were granted ten-year tax incentives effective for 2023 and retroactively for 2021 and 2022. The tax incentives were awarded for the Company's commitment to invest in additional headcount and transfer significant intellectual property, which is planned for 2024, as well as commitment to establish a new global technology and innovation center in Switzerland. Deferred tax benefits of \$1,149 million and related valuation allowances of \$318 million were recorded during the three months ended December 31, 2023 to reflect the net estimated future reductions in tax of \$831 million associated with the incentives.

Historically, FMC's Brazil valuation allowance position was based on long-standing local transfer pricing rules, as well as certain material favorable permanent statutory tax deductions available to FMC Brazil as part of local tax law. During the three months ended June 30, 2023, Brazil passed legislation to conform to Organization for Economic Cooperation and Development ("OECD") transfer pricing rules effective in 2024. Conformity to OECD transfer pricing rules favorably impacts the statutory income level of FMC Brazil. In 2023, the Company continued to monitor its valuation allowance throughout the third and fourth quarters considering this law change. Further, on December 29, 2023, the Brazilian Government enacted new tax law that significantly limits FMC Brazil's ability to benefit in the future from the material favorable permanent statutory tax deductions previously available as part of local tax law. During the three months ended December 31, 2023, the Company released its FMC Brazil valuation allowance and recorded a tax benefit of approximately \$223 million.

Excluding the items in the table above, changes in the non-GAAP effective tax rate were primarily due to the impact of geographic mix of earnings among our global subsidiaries. See Note 12 to the consolidated financial statements included within this Form 10-K for additional details related to the provisions for income taxes on continuing operations, as well as items that significantly impact our effective tax rate.

Discontinued operations, net of income taxes

Our discontinued operations primarily reflect adjustments to retained liabilities from previously discontinued operations and include environmental liabilities, other postretirement benefit liabilities, self-insurance, long-term obligations related to legal proceedings and historical restructuring activities. See Note 10 to the consolidated financial statements included within this Form 10-K for additional details on our discontinued operations.

2023 vs. 2022

Discontinued operations, net of income taxes represented a loss of \$98.5 million in 2023 compared to a loss of \$97.2 million in 2022. The loss during both periods was primarily due to adjustments related to the retained liabilities from our previously discontinued operations.

2022 vs. 2021

Discontinued operations, net of income taxes represented a loss of \$97.2 million in 2022 compared to a loss of \$68.2 million in 2021. The loss during both periods was primarily due to adjustments related to the retained liabilities from our previously discontinued operations. Higher inflation rates negatively impacted adjustments to our environmental and other retained liabilities in 2022. Offsetting the losses in 2021 was the gain on sales of land in our discontinued sites of \$15 million, net of taxes.

Net income (loss)

2023 vs. 2022

Net income increased to \$1,321.0 million from \$741.5 million. Results in the current year period were higher than the prior year period primarily as a result of a decrease to our provision for income taxes of \$1,264.5 million resulting in an income tax benefit for the year. During the fourth quarter, we recognized significant one-time tax benefits related to new tax incentives granted to the Company's Swiss subsidiaries. In addition, we released our FMC Brazil valuation allowance as a result of new tax laws enacted in the country, resulting in the recognition of additional tax benefit. The increase in the benefit for income taxes was partially offset by the unprecedented decline in volumes as the distribution channel focused on channel destocking significantly decreasing our revenues and gross margin as discussed above. Additionally, an increase in interest expense of \$85.4 million, primarily driven by higher interest rates, also offset the increase in net income as well as higher restructuring and other charges.

The only difference between Net income (loss) and Net income (loss) attributable to FMC stockholders is noncontrolling interest.

2022 vs. 2021

Net income increased to \$741.5 million from \$737.1 million. The higher results were driven by higher revenues and margins. However, these increases were mainly offset by higher selling, general and administrative costs, interest expense, income taxes, and discontinued operations expenses.

The only difference between Net income (loss) and Net income (loss) attributable to FMC stockholders is noncontrolling interest. The 2022 noncontrolling interest includes the portion of the \$50.5 million gain on the land disposition (see Corporate special charges (income) section above) attributable to the other partner.

Adjusted EBITDA (Non-GAAP)

2023 vs. 2022

Adjusted EBITDA of \$978.0 million decreased \$428.8 million, or approximately 30 percent versus the prior year period. The decrease was due to lower volumes impacting adjusted EBITDA by 48 percent as well as unfavorable foreign currency impacts of approximately 2 percent. The decrease was partially offset by cost and price movements, which both increased adjusted EBITDA by approximately 18 percent and 2 percent, respectively.

2022 vs. 2021

Adjusted EBITDA of \$1,406.8 million increased \$93.0 million, or approximately 7 percent versus the prior year period. The increase was due to higher pricing and higher volume which accounted for approximately 28 percent and 20 percent increases respectively. These factors more than offset significant cost increases, primarily attributable to raw materials, which had an unfavorable impact of approximately 35 percent and foreign currency fluctuations which had an unfavorable impact of approximately 6 percent on adjusted EBITDA.

Liquidity and Capital Resources

As a global agricultural sciences company, we require cash primarily for seasonal working capital needs, capital expenditures, and return of capital to shareholders. We plan to meet these liquidity needs through available cash, cash generated from operations, commercial paper issuances and borrowings under our committed revolving credit facility as well as other liquidity facilities, and in certain instances access to debt capital markets. We believe our strong financial standing and credit ratings will ensure adequate access to the debt capital markets on favorable conditions. Information involving our material cash requirements is detailed below.

Cash

Cash and cash equivalents at December 31, 2023 and 2022, were \$302.4 million and \$572.0 million, respectively. Of the cash and cash equivalents balance at December 31, 2023, \$286.9 million was held by our foreign subsidiaries. We have established plans to repatriate cash from certain foreign subsidiaries with minimal tax on a go forward basis. Other cash held by foreign subsidiaries is generally used to finance subsidiaries' operating activities and future foreign investments. See Note 12 to the consolidated financial statements included within this Form 10-K for more information on our indefinite reinvestment assertion.

Outstanding debt

At December 31, 2023, we had total debt of \$3,957.6 million as compared to \$3,274.0 million at December 31, 2022. Total debt included \$3,023.6 million and \$2,733.2 million of long-term debt (excluding current portions of \$96.5 million and \$88.5 million) at December 31, 2023 and 2022, respectively. Our short-term debt consists of foreign borrowings and borrowings under our commercial paper program. Foreign borrowings increased from \$81.8 million at December 31, 2022 to \$98.0 million at December 31, 2023 while outstanding commercial paper increased from \$370.5 million at December 31, 2022 to \$739.5 million at December 31, 2023. We provide parent-company guarantees to lending institutions providing credit to our foreign subsidiaries.

On May 18, 2023, we issued \$500.0 million aggregate principal amount of 5.150% Senior Notes due 2026, \$500.0 million aggregate principal amount of 5.650% Senior Notes due 2033 and \$500.0 million aggregate principal amount of 6.375% Senior Notes due 2053. The net proceeds from the offering were used to pay down both outstanding commercial paper and the 2021 Term Loan Facility as well as for general corporate purposes. Fees incurred to secure the Senior Notes have been deferred and will be amortized over the terms of the arrangement. In conjunction with the issuance of the Senior Notes, we settled on various interest rate swap agreements, which were entered into to hedge the variability in treasury rates. See Note 19 for details on the interest rate swap settlement, which will be amortized over the terms of the arrangement.

In June 2023, the Company entered into Amendment No. 1 to that certain Fifth Amended and Restated Credit Agreement, dated as of June 17, 2022. In November 2023, the Company further amended its credit agreement to provide additional financial flexibility given current market challenges, which are expected to persist during the covenant relief period. As defined in the amendment, the maximum leverage ratio is increased to 6.50 through the period ending June 30, 2024. The maximum leverage ratio will incrementally step down during the covenant relief period ending at 3.75 for the quarter ended September 30, 2025. The amendment also lowers the minimum interest coverage ratio to 2.50 beginning with the quarter ended December 31, 2023 and then incrementally increases during the covenant relief period. The minimum interest coverage ratio will return to the current level of 3.50 beginning with the quarter ended September 30, 2025. Additionally, the Company shall not repurchase shares during the covenant relief period, with the exception of share repurchases under our equity compensation plans.

As of December 31, 2023, we were in compliance with all of our debt covenants. See Note 13 to the consolidated financial statements included within this Form 10-K for further details. We remain committed to solid investment grade credit metrics.

Our total debt maturities, excluding discounts, is \$3,984.0 million at December 31, 2023, with \$934.0 million payable in the next 12 months. As of December 31, 2023, we had contractual interest obligations of \$2,017.1 million outstanding, with \$144.9 million payable in the next 12 months. Contractual interest is the interest we are contracted to pay on our long-term debt obligations. We do not have any long-term debt subject to variable interest rates at December 31, 2023.

Access to credit and future liquidity and funding needs

At December 31, 2023, our remaining borrowing capacity under our credit facility was \$1,009.0 million. Our commercial paper program allows us to borrow at rates generally more favorable than those available under our credit facility. At December 31, 2023, we had \$739.5 million borrowings outstanding under the commercial paper program at an average borrowing rate of 6.11 percent. Our commercial paper balances fluctuate from year to year depending on working capital needs. Based on cash generated from operations, our existing liquidity facilities, which includes the revolving credit agreement with the option to increase capacity up to \$2.75 billion, and our continued access to debt capital markets, we have adequate liquidity to meet any of the company's debt obligations in the near term including any current portion of long-term debt.

Working Capital Initiatives

We offer to a select group of suppliers a voluntary supply chain finance program as part of our continued efforts to improve our working capital efficiency. We do not believe that changes in the availability of the supply chain finance program would have a significant impact on our liquidity. See Note 2 for more information on the key terms and balances of the program.

From time to time, the Company may sell receivables on a non-recourse basis to third-party financial institutions. These sales are normally driven by specific market conditions, including, but not limited to, foreign exchange environments, customer credit management, as well as other factors where the receivables may lay. See Note 9 for more information on receivables factoring.

Commitments

We provide guarantees to financial institutions on behalf of certain customers, principally customers in Brazil for their seasonal borrowing. The total of these guarantees was \$137.5 million at December 31, 2023. These guarantees arise during the ordinary course of business from relationships with customers and nonconsolidated affiliates. Non-performance by the guaranteed party triggers the obligation requiring us to make payments to the beneficiary of the guarantee. Based on our experience these types of guarantees have not had a material effect on our consolidated financial position or on our liquidity. Our expectation is that future payment or performance related to the non-performance of others is considered unlikely.

In connection with certain of our property and asset sales and divestitures, we have agreed to indemnify the buyer for certain liabilities, including environmental contamination and taxes that occurred prior to the date of sale. Our indemnification obligations with respect to these liabilities may be indefinite as to duration and may or may not be subject to a deductible, minimum claim amount or cap. In cases where it is not possible for us to predict the likelihood that a claim will be made or to make a reasonable estimate of the maximum potential loss or range of loss, no specific liability has been recorded. If triggered, we may be able to recover certain of the indemnity payments from third parties. In cases where it is possible, we have recorded a specific liability within our Reserve for Discontinued Operations. Refer to Note 10 to the consolidated financial statements included within this Form 10-K for further details.

Taxes, Pension, Environmental, and Other Discontinued Liabilities

As of December 31, 2023, the liability for uncertain tax positions was \$62.4 million. We also have a liability attributable to the transition tax on deemed repatriated foreign earnings incurred as a result of the Tax Cuts and Jobs Act (the "Act") of \$62.6 million. Our consolidated balance sheets contain accrued pension and other postretirement benefits, our environmental liabilities, and our other discontinued liabilities for which we are unable to make a reasonably reliable estimate of the amount and periods in which these liabilities might be paid beyond 2024. See our discussion under 2024 Cash Flow Outlook in the Free Cash Flow section within this Form 10-K for information on these liabilities and the related expected payments in 2024.

Derivatives

At times we can be in a derivative liability position that can require future cash obligations. As of December 31, 2023, we had derivative contract obligations of \$11.4 million, with the full amount payable in the next 12 months.

Leases

We have lease arrangements for equipment and facilities, including office spaces, IT equipment, transportation equipment, and machinery equipment. As of December 31, 2023, we had fixed lease payment obligations of \$173.8 million, with \$29.9 million payable within 12 months.

Purchase obligations

Purchase obligations consist of agreements to purchase goods and services that are enforceable and legally binding and specify all significant terms, including fixed or minimum quantities to be purchased, price provisions and timing of the transaction. We have entered into a number of purchase obligations for the sourcing of materials and energy where take-or-pay arrangements apply. As of December our purchase obligations were \$325.4 million, with \$150.3 million payable in the first 12 months. The majority of the minimum obligations under these contracts are take-or-pay commitments over the life of the contract and not a year by year take-or-pay, and as such, the obligations related to these types of contacts are presented in the earliest period in which the minimum obligation could be payable under these types of contracts.

Statement of Cash Flows

Cash provided (required) by operating activities was \$(300.3) million, \$660.0 million and \$898.6 million for 2023, 2022 and 2021, respectively.

The table below presents the components of net cash provided (required) by operating activities of continuing operations.

| (in Millions) | Year ended December 31, | | |
|--|-------------------------|-------------------|-------------------|
| | 2023 | 2022 | 2021 |
| Income (loss) from continuing operations before equity in (earnings) loss of affiliates, non-operating pension expense postretirement charges, interest expense, net and income taxes (GAAP) | \$ 555.6 | \$ 1,144.3 | \$ 1,034.5 |
| Restructuring and other charges (income), transaction-related charges and depreciation and amortization | 396.6 | 262.5 | 279.3 |
| Operating income before depreciation and amortization | \$ 952.2 | \$ 1,406.8 | \$ 1,313.8 |
| Change in trade receivables, net ⁽¹⁾ | 192.4 | (443.9) | (241.1) |
| Change in guarantees of vendor financing | (72.4) | (64.2) | 65.6 |
| Change in advance payments from customers ⁽²⁾ | (199.1) | 52.1 | 283.6 |
| Change in accrued customer rebates ⁽³⁾ | 16.0 | 69.6 | 108.7 |
| Change in inventories ⁽⁴⁾ | (72.8) | (182.3) | (320.7) |
| Change in accounts payable ⁽⁵⁾ | (626.0) | 165.3 | 144.4 |
| Change in all other operating assets and liabilities ⁽⁶⁾ | (13.7) | (10.3) | (77.6) |
| Restructuring and other spending ⁽⁷⁾ | (30.3) | (35.2) | (34.7) |
| Environmental spending, continuing, net of recoveries ⁽⁸⁾ | (34.5) | (26.9) | (63.6) |
| Pension and other postretirement benefit contributions ⁽⁹⁾ | (2.4) | (4.5) | (5.3) |
| Net interest payments ⁽¹⁰⁾ | (229.6) | (144.0) | (125.8) |
| Tax payments, net of refunds ⁽¹¹⁾ | (180.1) | (122.0) | (139.2) |
| Transaction and integration costs ⁽¹²⁾ | — | (0.5) | (9.5) |
| Cash provided (required) by operating activities of continuing operations (GAAP) | \$ (300.3) | \$ 660.0 | \$ 898.6 |

- (1) The change in trade receivables in all periods include the impacts of seasonality and the receivable build intrinsic in our business. The change in cash flows related to trade receivables in 2023 was driven by timing of collections as well as lower volumes for revenue year over year. Collection timing is more pronounced in certain countries such as Brazil where there may be terms significantly longer than the rest of our business. Additionally, timing of collection is impacted as amounts for all periods include carry-over balances remaining to be collected in Latin America, where collection periods are measured in months rather than weeks. During 2023, we collected approximately \$1.1 billion of receivables in Brazil.
- (2) Advance payments are typically received in the fourth quarter of each year, primarily in our North America operations as revenue associated with advance payments is recognized, generally in the first half of each year following the seasonality of that business, as shipments are made and title, ownership and risk of loss pass to the customer. The change in 2023 was driven by lower advance payments received during 2023 compared to the same period in 2022 as well as a higher application of those advances against current period sales. The change in 2022 and 2021 was related to higher overall payments received primarily due to strong North America seasons in both years.
- (3) These rebates are primarily associated within North America, and to a lesser extent Brazil, and in North America generally settle in the fourth quarter of each year given the end of the respective crop cycle. The change in 2023 compared to 2022 and 2021 are mostly associated with the mix in sales eligible for rebates and incentives which includes lower revenues for eligible products compared to the prior periods.

- (4) The change in inventory during 2023 is the result of lower than expected sales volume during the period. The change in cash flows during 2022 reflect the inventory build required to meet forecasted business demand. The change in cash flows during 2021 include an inventory build to help manage supply chain volatility as well as higher input costs.
- (5) The change in cash flows related to accounts payable in 2023 is primarily due to lower raw material inventory purchases due to the decline in demand and, to a lesser extent, the timing of payments made to suppliers and vendors. The changes in accounts payable in 2022 and 2021 are primarily due to timing of payments made to suppliers and vendors. In 2022, the change in cash flows related to accounts payable was also impacted by cost inflation.
- (6) Changes in all periods presented primarily represent timing of payments associated with all other operating assets and liabilities. Additionally, the 2022 and 2021 period includes the effects of the unfavorable contracts amortization of approximately \$82 million and \$103 million, respectively. The contract expired during the fourth quarter of 2022.
- (7) See Note 8 to the consolidated financial statements included within this Form 10-K for further details.
- (8) Included in our results for each of the years presented are environmental charges for environmental remediation of \$66.9 million, \$34.7 million and \$27.1 million, respectively. The amounts in 2023 will be spent in future years. The amounts represent environmental remediation spending which were recorded against pre-existing reserves, net of recoveries. Environmental obligations for continuing operations primarily represent obligations at shut down or abandoned facilities within businesses that do not meet the criteria for presentation as discontinued operations. Amounts in 2021 include payments of \$32.2 million related to the Pocatello Tribal Litigation. Refer to Note 11 to the consolidated financial statements included within this Form 10-K for more details.
- (9) There were no voluntary contributions to our U.S. qualified defined benefit plan, which is slightly over funded, in 2023, 2022 and 2021.
- (10) Interest payments were higher during 2023 largely due to higher interest rates and, to a lesser extent, higher debt balances in our portfolio.
- (11) Amounts shown in the chart represent net tax payments of our continuing operations across various jurisdictions.
- (12) Represents payments for legal and professional fees associated with integrating the DuPont Crop Protection Business. The integration is complete and the 2022 payments are associated with settlement of final amounts payable.

Cash provided (required) by operating activities of discontinued operations was \$(86.1) million, \$(77.6) million and \$(78.5) million for 2023, 2022 and 2021, respectively.

Cash required by operating activities of discontinued operations in 2023 is directly related to environmental spending of \$54.5 million as well as \$31.6 million for other postretirement benefit liabilities, self-insurance, long-term obligations related to legal proceedings, collectively. 2022 and 2021 spending were of a similar nature. Additionally, during 2023, we paid \$16.5 million for a portion of settlement amount related to one of our discontinued foreign environmental remediation sites. The remaining payment of \$11.3 million is expected in 2024.

Cash provided (required) by investing activities of continuing operations was \$(154.4) million, \$(266.4) million and \$(131.7) million for 2023, 2022 and 2021, respectively.

Cash required for 2023 is primarily related to capital expenditures for increased capacity, and to a lesser extent, acquisition related spending associated with the acquired IPR&D assets completed during the third quarter of 2023.

Cash required for 2022 is primarily related to capital expenditures needed for increased capacity, as well the consideration paid for the BioPhero acquisition. Capital expenditures in 2022 increased due to spending directed towards capacity expansion. This usage of cash was offset by the proceeds received on the disposition of land on a previously shutdown manufacturing facility.

Cash required in 2021 is primarily due to capital expenditures and spending related to our contract manufacturing arrangements. We completed the final stage of our SAP system implementation during the early part of 2021.

Cash provided (required) by investing activities of discontinued operations was zero, zero and \$19.7 million for 2023, 2022 and 2021, respectively.

Cash provided by investing activities of discontinued operations in 2021 represents the proceeds from the sale of land at one of our discontinued sites. This resulted in a gain recognized within discontinued operations of approximately \$15.4 million net of taxes.

Cash provided (required) by financing activities was \$331.5 million, \$(237.4) million and \$(747.9) million in 2023, 2022 and 2021, respectively.

The change in cash provided by financing activities in 2023 is primarily due to higher commercial paper balances and an increase in short term foreign borrowings as well as the proceeds from the Senior Notes. This increase was partially offset by the repayment of the \$800 million term loan, and \$75 million in repurchases of common stock under the publicly announced program.

The change in cash required by financing activities in 2022 is primarily driven by lower share repurchases under our publicly announced program as well as lower repayments on long term debt.

The change in cash required by financing activities in 2021 is primarily driven due to the payment of long term debt and the increase in share repurchases under our publicly announced program.

Free Cash Flow

We define free cash flow, a Non-GAAP financial measure, as all cash inflows and outflows excluding those related to financing activities (such as debt repayments, dividends, and share repurchases) and acquisition related investing activities. Free cash flow is calculated as all cash from operating activities reduced by spending for capital additions and other investing activities as well as legacy and transformation spending. Therefore, our calculation of free cash flow will almost always result in a lower amount than cash from operating activities from continuing operations, the most directly comparable U.S. GAAP measure. However, the free cash flow measure is consistent with management's assessment of operating cash flow performance and we believe it provides a useful basis for investors and securities analysts about the cash generated by routine business operations, including capital expenditures, in addition to assessing our ability to repay debt, fund acquisitions including cost and equity method investments, and return capital to shareholders through share repurchases and dividends.

Our use of free cash flow has limitations as an analytical tool and should not be considered in isolation or as a substitute for an analysis of our results under U.S. GAAP. First, free cash flow is not a substitute for cash provided (required) by operating activities of continuing operations, as it is not a measure of cash available for discretionary expenditures since we have non-discretionary obligations, primarily debt service, that are not deducted from the measure. Second, other companies may calculate free cash flow or similarly titled Non-GAAP financial measures differently or may use other measures to evaluate their performance, all of which could reduce the usefulness of free cash flow as a tool for comparison. Additionally, the utility of free cash flow is further limited as it does not reflect our future contractual commitments and does not represent the total increase or decrease in our cash balance for a given period. Because of these and other limitations, free cash flow should be considered along with cash provided (required) by operating activities of continuing operations and other comparable financial measures prepared and presented in accordance with U.S. GAAP.

The table below presents a reconciliation of free cash flow from the most directly comparable U.S. GAAP measure.

FREE CASH FLOW RECONCILIATION

| (in Millions) | Year ended December 31, | | |
|--|-------------------------|-----------------|-----------------|
| | 2023 | 2022 | 2021 |
| Cash provided (required) by operating activities of continuing operations (GAAP) | \$ (300.3) | \$ 660.0 | \$ 898.6 |
| Transaction and integration costs ⁽¹⁾ | — | 0.5 | 9.5 |
| Adjusted cash from operations ⁽²⁾ | \$ (300.3) | \$ 660.5 | \$ 908.1 |
| Capital expenditures ⁽³⁾ | (133.9) | (142.3) | (100.1) |
| Other investing activities ⁽³⁾⁽⁴⁾ | (9.8) | 23.6 | (13.7) |
| Capital additions and other investing activities | \$ (143.7) | \$ (118.7) | \$ (113.8) |
| Cash provided (required) by operating activities of discontinued operations ⁽⁵⁾ | (86.1) | (77.6) | (78.5) |
| Proceeds from land disposition ⁽⁶⁾ | 5.8 | 50.5 | — |
| Cash provided (required) by investing activities of discontinued operations ⁽⁵⁾ | — | — | 19.7 |
| Transaction and integration costs ⁽¹⁾ | — | (0.5) | (9.5) |
| Investment in Enterprise Resource Planning system ⁽³⁾ | — | — | (12.7) |
| Legacy and transformation ⁽⁷⁾ | \$ (80.3) | \$ (27.6) | \$ (81.0) |
| Free cash flow (Non-GAAP) | \$ (524.3) | \$ 514.2 | \$ 713.3 |

(1) Represents payments for legal and professional fees associated with the DuPont Crop Protection Business Acquisition in addition to costs related to integrating the DuPont Crop Protection Business. See Note 4 to the consolidated financial statements included within this Form 10-K for more information. Cash spending associated with these initiatives is complete.

- (2) Adjusted cash from operations is defined as cash provided (required) by operating activities of continuing operations excluding the effects of transaction-related cash flows, which are included within legacy and transformation. There are no remaining cash flows expected related to previously incurred transaction costs.
- (3) Components of cash provided (required) by investing activities of continuing operations. Refer to the below discussion for further details.
- (4) Included in the amounts is cash spending associated with contract manufacturers of \$2.9 million, \$6.8 million and \$18.8 million for the years ended December 31, 2023, 2022 and 2021, respectively.
- (5) Refer to the above discussion for further details.
- (6) During December 2022, we finalized a land transfer agreement with the Shanghai Municipal People's Government. We received cash proceeds of \$50.5 million for the land transfer. During 2023, we received the final payment of \$5.8 million related to the agreement. For additional detail on this transaction, see Note 8 to our consolidated financial statements included within this Form 10-K.
- (7) Includes our legacy liabilities such as environmental remediation and other legal matters and our discontinued investing activities that are reported in discontinued operations as well as business integration costs associated with the DuPont Crop Protection Business Acquisition and the implementation of our new SAP system.

2024 Cash Flow Outlook

Our cash needs for 2024 include operating cash requirements (particularly working capital as well as environmental, asset retirement obligation, and restructuring spending), capital expenditures, and legacy and transformation spending, as well as mandatory payments of debt, dividend payments and, if applicable, share repurchases. We plan to meet our liquidity needs through available cash, cash generated from operations, commercial paper issuances and borrowings under our committed revolving credit facility. At December 31, 2023 our remaining borrowing capacity under our credit facility was \$1,009.0 million.

We expect 2024 free cash flow (Non-GAAP) to fall within a range of approximately \$400 million to \$600 million. At the mid-point of the range, there is a significant increase year over year driven largely by the rebuilding of payables and lower inventory.

Although we provide a forecast for free cash flow, a Non-GAAP financial measure, we are not able to forecast the most directly comparable measure calculated and presented in accordance with U.S. GAAP, which is cash provided (required) by operating activities of continuing operations. Certain elements of the composition of the U.S. GAAP amount are not predictable, making it impractical for us to forecast. Such elements include, but are not limited to, restructuring, acquisition charges, and discontinued operations. As a result, no U.S. GAAP outlook is provided.

Cash from operating activities of continuing operations

We expect cash from operating activities to be in the range of approximately \$670 million to \$850 million. Cash from operating activities also includes cash requirements related to our pension plans, environmental sites, restructuring and asset retirement obligations, taxes and interest on borrowings.

Pension

We do not expect to make any voluntary cash contributions to our U.S. qualified defined benefit pension plan in 2024. The plan is slightly overfunded and our portfolio is comprised of 100 percent fixed income securities and cash. Our investment strategy is a liability hedging approach with an objective of maintaining the funded status of the plan such that the funded status volatility is minimized and the likelihood that we will be required to make significant contributions to the plan is limited.

Environmental

Projected 2024 spending, net of recoveries includes approximately \$35 million to \$45 million of net environmental remediation spending for our sites accounted for within continuing operations. Environmental obligations for continuing operations primarily represent obligations at shut down or abandoned facilities within businesses that do not meet the criteria for presentation as discontinued operations.

Projected 2024 spending, net of recoveries includes approximately \$50 million to \$60 million of net environmental remediation spending for our discontinued sites, which is part of legacy and transformation noted below. These projections include spending as a result of a settlement reached in 2019 at our Middleport, New York site of \$10 million maximum per year, on average, until the remediation is complete as well as a settlement agreement reached during the second quarter of 2023 with the other party involved at one of our foreign environmental remediation sites.

Total projected 2024 environmental spending, inclusive of sites accounted for within both continuing operations and discontinued sites, is expected to be in the range of \$85 million to \$105 million.

Restructuring and asset retirement obligations

We expect to make payments of approximately \$80 million to \$100 million in 2024, of which approximately \$5 million is related to exit and disposal costs as a result of our previous decision in 2019 to exit sales of all carbofuran formulations (including Furadan[®] insecticide/nematicide, as well as Curater[®] insecticide/nematicide and any other brands used with carbofuran products).

In response to the unprecedented downturn in the global crop protection market that resulted in severe channel destocking, we initiated the Project Focus global restructuring plan. This program is designed to right-size our cost base and optimize our footprint and organizational structure with a focus on driving significant cost improvement and productivity. As noted in the section titled "Results of Operations," we expect to incur approximately \$180 to \$215 million of pre-tax restructuring charges in total over the life of the program, which includes \$80 to \$90 million of non-cash asset write-off charges. Included within the estimated charges are costs needed to transition various activities to Switzerland in order to realize the benefits associated with the recently awarded tax incentives of approximately \$1.4 billion granted to the Company's Swiss subsidiaries. The estimate also includes, but is not limited to, employee severance and related benefit costs, and consulting and other professional service fees. We may incur additional asset write-off charges, inventory and other working capital charges, primarily associated with the liquidation of excess inventory in select markets, relocation charges, and contract termination charges in connection with Project Focus and will provide an estimate of charges when known. The projected restructuring spending for 2024 includes \$70 million to \$90 million related to the Project Focus activities which will be presented within Legacy and transformation as part of our Free Cash Flow Reconciliation in 2024. The Company expects Project Focus to deliver \$50 to \$75 million in contributions to adjusted EBITDA in 2024. The targeted annual run-rate savings is \$150 million or more by the end of 2025 from the program once fully implemented, which is expected by the end of 2025.

Capital additions and other investing activities

Projected 2024 capital expenditures and expenditures related to contract manufacturers are expected to be in the range of approximately \$95 million to \$105 million. The spending is mainly driven by investments for our new products. Expenditures related to contract manufacturers are included within "other investing activities".

Legacy and transformation

Projected 2024 legacy and transformation spending are expected to be in the range of approximately \$155 million to \$165 million. This is primarily driven by environmental remediation spending for our discontinued sites, discussed above, and other legacy liabilities as well as transformation spending associated with Project Focus also discussed above.

Share repurchases

In February 2022, the Board of Directors authorized the repurchase of up to \$1 billion of the Company's common stock. During the year ended December 31, 2023, 651,052 shares were repurchased under the publicly announced repurchase program. At December 31, 2023, approximately \$825.0 million remained unused under our Board-authorized repurchase program. This repurchase program does not include a specific timetable or price targets and may be suspended or terminated at any time. Shares may be purchased through open market or privately negotiated transactions at the discretion of management based on its evaluation of market conditions and other factors. We also reacquire shares from time to time from employees in connections with vesting, exercise and forfeiture of awards under our equity compensation plans. In connection with an amendment to the Company's credit agreement, disclosed in more detail under the Outstanding debt caption in the Liquidity and Capital Resources section of this Form 10-K, the Company agreed that it shall not repurchase shares until September 30, 2025, with the exception of share repurchases under our equity compensation plans.

Dividends

On January 18, 2024, we paid dividends aggregating \$72.5 million to our shareholders of record as of December 29, 2023. This amount is included in "Accrued and other liabilities" on the consolidated balance sheet as of December 31, 2023. For the years ended December 31, 2023, 2022 and 2021, we paid \$290.5 million, \$267.5 million and \$247.2 million in dividends, respectively. We expect to continue to make quarterly dividend payments. Future cash dividends, as always, will depend on a variety of factors, including earnings, capital requirements, financial condition, general economic conditions and other factors considered relevant by us and is subject to final determination by our Board of Directors.

Contingencies

See Note 20 to our consolidated financial statements included within this Form 10-K.

Climate Change

We are concerned about the consequences of climate change and will take prudent and cost-effective actions that reduce GHG emissions to the atmosphere.

FMC is committed to continuing to do its part to address climate change and its impacts on nature and communities, establishing goals related to waste, water, and net-zero emissions by 2035. FMC published its first sustainability report in 2011 and has been reporting its GHG emissions and mitigation strategy to CDP since 2016. FMC details the business risks and opportunities we have due to climate change and its impacts in our CDP climate change and water security reports and has been recognized as a leader in climate disclosures.

Even as we take action to minimize the release of GHG emissions, additional warming is anticipated. Long-term, higher average global temperatures could result in induced changes in natural resources, growing seasons, precipitation patterns, weather patterns, species distributions, water availability, sea levels, and biodiversity. These impacts could cause changes in supplies of raw materials used to maintain FMC's production capacity and could lead to possible increased sourcing costs. Extreme weather events attributable to climate change may result in, among other things, physical damage to our property and equipment, and interruptions to our supply chain. In addition, depending on how pervasive the climate impacts are in the different geographic locations, FMC's customers could be impacted by chronic or acute climate events. Demand for FMC's products is dependent upon growers' livelihood and ability to adapt to the impacts of climate change.

Though the nature of these events makes them difficult to predict, to respond to the uncertainty and better understand our risks and opportunities, we have conducted climate related scenario analyses consistent with the recommendations provided by the Taskforce for Climate-Related Financial Disclosures ("TCFD"). As part of the TCFD scenario analysis, we have evaluated both physical and transitional risks and opportunities across multiple time horizons. In accordance with the TCFD guidance, we leveraged scenarios published by the International Energy Agency ("IEA") and the United Nations' Intergovernmental Panel on Climate Change (IPCC), including a scenario below 2°C. Results of this analysis are integrated in our enterprise risk management process, long-term business strategy, and are used to determine where strategic capital could be deployed to address risks and opportunities. Risks identified in Item 1A are aligned with the TCFD requirements. Additionally, the Taskforce for Nature-Related Financial Disclosures ("TNFD") has outlined recommendations for companies to identify and disclose nature-related impacts and dependencies. FMC is a supporter of TNFD and is in the process of evaluating the adoption of TNFD recommendations. Appropriate updates will be included in our annual sustainability report and CDP submissions.

In our product portfolio, we see transition market opportunities for our products to enable customers to address climate change impacts. For example, FMC's product solutions can help growers adapt to climate change and protect biodiversity by maximizing yield and utilizing resources more efficiently. Our solutions can also help growers adapt to more unpredictable growing conditions and the effects these types of threats have on crops. FMC has committed to investing 100 percent of our research and development pipeline budget to developing sustainable products and solutions.

We are improving existing products and developing new platforms and technologies that help mitigate impacts of climate change. These opportunities could lead to new products and services for our existing and potential customers. Beyond our products and operations, FMC recognizes that energy consumption and dependencies on nature throughout our supply chain can impact climate change and product costs. FMC has a SBTi-validated target of net-zero GHG emissions, which includes reductions across our entire supply chain. Therefore, we will actively work with our entire value chain – suppliers, contractors, and customers – with a goal to reduce their GHG emissions and to mitigate their potential impacts on climate change.

We continue to follow legislative and regulatory developments regarding climate change, including climate-related financial disclosures and green taxes. The regulation of GHGs, depending on their nature and scope, could subject some of our manufacturing operations to additional costs or limits on operations and transport of our products. Future GHG regulatory requirements may result in increased costs of energy, additional capital costs for emissions control or new equipment, and/or costs associated with cap and trade or carbon taxes. For instance, FMC is subject to climate change regulation such as the EU Emissions Trading Scheme and subsequent Carbon Border Adjustment Mechanism. Additional green taxes, extended producer responsibility requirements, and mandated sustainability disclosures may continue to impact FMC as a part of the EU Green Deal and other global regulations. Many countries FMC does business in are in the process of establishing mandates for non-financial disclosures by aligning with ISSB or other directives such as the EU Corporate Sustainability Reporting Directive, California SB 253 and 261 and the SEC climate proposal. FMC is closely following regulatory developments, and the cost of complying with future global regulations, including reporting requirements and green taxes, is difficult to estimate at this time.

See Item 1A. Risk Factors for additional considerations related to risks of climate change and sustainability.

Recently Adopted and Issued Accounting Pronouncements and Regulatory Items

See Note 2 "Recently Issued and Adopted Accounting Pronouncements and Regulatory Items" to our consolidated financial statements included within this Form 10-K.

Fair Value Measurements

See Note 19 to our consolidated financial statements included in this Form 10-K for additional discussion surrounding our fair value measurements.

Critical Accounting Policies and Estimates

Our consolidated financial statements are prepared in conformity with U.S. generally accepted accounting principles ("U.S. GAAP"). The preparation of these financial statements requires us to make estimates and judgments that affect the reported amounts of assets, liabilities, revenues and expenses. We have described our accounting policies in Note 1 "Principal Accounting Policies and Related Financial Information" to our consolidated financial statements included in this Form 10-K. We have reviewed these accounting policies, identifying those that we believe to be critical to the preparation and understanding of our consolidated financial statements. We have reviewed these critical accounting policies with the Audit Committee of the Board of Directors. Critical accounting policies are central to our presentation of results of operations and financial condition in accordance with U.S. GAAP and require management to make estimates and judgments on certain matters. We base our estimates and judgments on historical experience, current conditions and other reasonable factors. Our most critical accounting estimates and assumptions, which are those that involve a significant level of estimation uncertainty and have had, or are reasonably likely to have, a material impact on our financial condition or results of operations, include: *Impairments and valuation of long-lived and indefinite-lived assets*, *Pension and other postretirement benefits*, *valuation allowance on deferred tax assets* and the *Allowance for credit losses on our trade receivables*. Additional critical accounting policies are included within the list below:

Revenue recognition and trade receivables

We recognize revenue when (or as) we satisfy our performance obligation which is when the customer obtains control of the good or service. Rebates due to customers are accrued as a reduction of revenue in the same period that the related sales are recorded based on the contract terms. Refer to Note 3 to our consolidated financial statements included in this Form 10-K for more information.

We record amounts billed for shipping and handling fees as revenue. Costs incurred for shipping and handling are recorded as costs of sales and services. Amounts billed for sales and use taxes, value-added taxes, and certain excise and other specific transactional taxes imposed on revenue-producing transactions are presented on a net basis and excluded from sales in the consolidated income statements. We record a liability until remitted to the respective taxing authority.

We periodically enter into prepayment arrangements with customers and receive advance payments for product to be delivered in future periods. These advance payments are recorded as deferred revenue and classified as "Advance payments from customers" on the consolidated balance sheet. Revenue associated with advance payments is recognized as shipments are made and transfer of control to the customer takes place.

Trade receivables consist of amounts owed to us from customer sales and are recorded when revenue is recognized. The allowance for trade receivables represents our best estimate of the probable losses associated with potential customer defaults. In developing our allowance for trade receivables, we use a two-stage process which includes calculating a general formula to develop an allowance to appropriately address the uncertainty surrounding collection risk of our entire portfolio and specific allowances for customers where the risk of collection has been reasonably identified either due to liquidity constraints or disputes over contractual terms and conditions.

Our method of calculating the general formula consists of estimating the recoverability of trade receivables based on historical experience, current collection trends, and external business factors such as economic factors, including regional bankruptcy rates, and political factors. Our analysis of trade receivable collection risk is performed quarterly, and the allowance is adjusted accordingly.

We also hold long-term receivables that represent long-term customer receivable balances related to past-due accounts which are not expected to be collected within the current year. Our policy for the review of the allowance for these receivables is consistent with the discussion in the preceding paragraph above on trade receivables. Therefore, on an ongoing basis, we continue to evaluate the credit quality of our long-term receivables utilizing aging of receivables, collection experience and write-offs, as well as existing economic conditions, to determine if an additional allowance is necessary.

We believe our allowance for credit losses is a critical accounting estimate because the underlying assumptions used for the reserve can change from time to time and potentially have a material impact on our results of operations. Based on a combination of historical trends as well as current economic factors, we apply judgment to reserve for expected credit losses in the period in which the sale is recorded. A substantial change in the operating environments in any of our key locations (driven by weather conditions, industry specific events, and macroeconomic conditions) may result in actual adjustments that differ from our original assumptions.

Environmental obligations and related recoveries

We provide for environmental-related obligations when they are probable and amounts can be reasonably estimated. Where the available information is sufficient to estimate the amount of liability, that estimate has been used. Where the information is only sufficient to establish a range of probable liability and no point within the range is more likely than any other, the lower end of the range has been used.

Estimated obligations to remediate sites that involve oversight by the United States Environmental Protection Agency ("EPA"), or similar government agencies, are generally accrued no later than when a Record of Decision ("ROD"), or equivalent, is issued, or upon completion of a Remedial Investigation/Feasibility Study ("RI/FS"), or equivalent, that is submitted by us to the appropriate government agency or agencies. Estimates are reviewed quarterly by our environmental remediation management, as well as by financial and legal management and, if necessary, adjusted as additional information becomes available. The estimates can change substantially as additional information becomes available regarding the nature or extent of site contamination, required remediation methods, and other actions by or against governmental agencies or private parties.

Our environmental liabilities for continuing and discontinued operations are principally for costs associated with the remediation and/or study of sites at which we are alleged to have released hazardous substances into the environment. Such costs principally include, among other items, RI/FS, site remediation, costs of operation and maintenance of the remediation plan, management costs, fees to outside law firms and consultants for work related to the environmental effort, and future monitoring costs. Estimated site liabilities are determined based upon existing remediation laws and technologies, specific site consultants' engineering studies or by extrapolating experience with environmental issues at comparable sites.

Included in our environmental liabilities are costs for the operation, maintenance and monitoring of site remediation plans ("OM&M"). Such reserves are based on our best estimates for these OM&M plans. Over time we may incur OM&M costs in excess of these reserves. However, we are unable to reasonably estimate an amount in excess of our recorded reserves because we cannot reasonably estimate the period for which such OM&M plans will need to be in place or the future annual cost of such remediation, as conditions at these environmental sites change over time. Such additional OM&M costs could be significant in total but would be incurred over an extended period of years.

Included in the environmental reserve balance, other assets balance and disclosure of reasonably possible loss contingencies are amounts from third-party insurance policies, which we believe are probable of recovery.

Provisions for environmental costs are reflected in income, net of probable and estimable recoveries from named Potentially Responsible Parties ("PRPs") or other third parties. See Note 11 to the consolidated financial statements included within this Form 10-K for further information. All other environmental provisions incorporate inflation and are not discounted to their present value.

In calculating and evaluating the adequacy of our environmental reserves, we have taken into account the joint and several liability imposed by Comprehensive Environmental Response, Compensation and Liability Act ("CERCLA") and the analogous state laws on all PRPs and have considered the identity and financial condition of the other PRPs at each site to the extent possible. We have also considered the identity and financial condition of other third parties from whom recovery is anticipated, as well as the status of our claims against such parties. Although we are unable to forecast the ultimate contributions of PRPs and other third parties with absolute certainty, the degree of uncertainty with respect to each party is taken into account when determining the environmental reserve by adjusting the reserve to reflect the facts and circumstances on a site-by-site basis. Our liability includes our best estimate of the costs expected to be paid before the consideration of any potential recoveries from third parties. We believe that any recorded recoveries related to PRPs are realizable in all material respects. Recoveries are recorded as either an offset in "Environmental liabilities, continuing and discontinued" or as "Other assets" in our consolidated balance sheets in accordance with U.S. accounting literature.

See Note 11 to our consolidated financial statements included within this Form 10-K for changes in estimates associated with our environmental obligations.

Impairments and valuation of long-lived and indefinite-lived assets

Our long-lived assets primarily include property, plant and equipment, goodwill and intangible assets. The assets and liabilities of acquired businesses are measured at their estimated fair values at the dates of acquisition. The excess of the purchase price over the estimated fair value of the net assets acquired, including identified intangibles, is recorded as goodwill. The determination and allocation of fair value to the assets acquired and liabilities assumed is based on various assumptions and valuation methodologies requiring considerable management judgment, including estimates based on historical information, current market data and future expectations. Although the estimates were deemed reasonable by management based on information available at the dates of acquisition, those estimates are inherently uncertain.

We test for impairment whenever events or circumstances indicate that the net book value of our property, plant and equipment may not be recoverable from the estimated undiscounted expected future cash flows expected to result from their use and eventual disposition. In cases where the estimated undiscounted expected future cash flows are less than net book value, an impairment loss is recognized equal to the amount by which the net book value exceeds the estimated fair value of assets, which is based on discounted cash flows at the lowest level determinable. The estimated cash flows reflect our assumptions about selling prices, volumes, costs and market conditions over a reasonable period of time.

We perform an annual impairment test of goodwill and indefinite-lived intangible assets in the third quarter of each year, or more frequently whenever an event or change in circumstances occurs that would require reassessment of the recoverability of those assets. In performing our evaluation, we assess qualitative factors such as overall financial performance of our reporting units, anticipated changes in industry and market structure, competitive environments, planned capacity and cost factors such as raw material prices.

We estimate the fair value of the reporting unit using a discounted cash flow model as part of the income approach. We assess the appropriateness of projected financial information by comparing projected revenue growth rates, profit margins and tax rates to historical performance, industry data and selected guideline companies, where applicable. Our key assumptions include future cash flow projections, tax rates, terminal growth rates and discount rates.

We employ the relief from royalty method of the income approach to value our brand portfolios (indefinite-lived intangible assets). The principle behind this method is that the value of the intangible asset is equal to the present value of the after-tax royalty savings attributable to owning the intangible asset. Primary inputs and key assumptions include revenue forecasts attributable to each portfolio, royalty rates (considering both external market data and internal arrangements), tax rates, terminal growth rates and discount rates.

Estimating the fair value requires significant judgment and actual results may differ due to changes in the overall market conditions. We believe we have applied reasonable assumptions which considers both internal and external factors.

We believe that an accounting estimate relating to asset impairment is a critical accounting estimate because of the inherent uncertainty within the underlying assumptions. An adverse change in any of these assumptions could result in an impairment charge which would potentially have a material impact on our results of operations.

Based on the annual assessment, we concluded the fair value of the reporting unit substantially exceeded the carrying value. Additionally, the fair value of each indefinite-lived intangible asset exceeded its carrying value.

See Note 8 to our consolidated financial statements included within this Form 10-K for charges associated with long-lived asset disposal costs and the activity associated with the restructuring reserves.

Pension and other postretirement benefits

We provide qualified and nonqualified defined benefit and defined contribution pension plans, as well as postretirement health care and life insurance benefit plans to our employees and retirees. The costs (benefits) and obligations related to these benefits reflect key assumptions related to general economic conditions, including interest (discount) rates, healthcare cost trend rates, expected rates of return on plan assets and the rates of compensation increase for employees. The costs (benefits) and obligations for these benefit programs are also affected by other assumptions, such as average retirement age, mortality, employee turnover, and plan participation. To the extent our plans' actual experience, as influenced by changing economic and financial market conditions or by changes to our own plans' demographics, differs from these assumptions, the costs and obligations for providing these benefits, as well as the plans' funding requirements, could increase or decrease. When actual results differ from our assumptions, the difference is typically recognized over future periods. In addition, the unrealized gains and losses related to our pension and postretirement benefit obligations may also affect periodic benefit costs (benefits) in future periods.

We use several assumptions and statistical methods to determine the asset values used to calculate both the expected rate of return on assets component of pension cost and to calculate our plans' funding requirements. As previously disclosed, we changed our method of accounting to the fair value approach for our liability-hedging asset class, which does not involve deferring the impact of excess plan asset gains or losses in the determination of these two components of net periodic benefit cost. This class of assets is comprised solely of fixed income securities and therefore, provides a natural hedge (liability-hedging assets) against the changes in the recorded amount of net periodic benefit cost. We use an actuarial value of assets to determine our plans' funding requirements. The actuarial value of assets must be within a certain range, high or low, of the actual market value of assets, and is adjusted accordingly.

We select the discount rate used to calculate pension and other postretirement obligations based on a review of available yields on high-quality corporate bonds as of the measurement date. In selecting a discount rate as of December 31, 2023, we placed particular emphasis on a discount rate yield-curve provided by our actuary. This yield-curve, when populated with projected cash flows that represent the expected timing and amount of our plans' benefit payments, produced an effective discount rate of 4.97 percent for our U.S. qualified plan, 4.78 percent for our U.S. nonqualified, and 4.83 percent for our U.S. other postretirement benefit plans.

The discount rates used to determine projected benefit obligation at our December 31, 2023 and 2022 measurement dates for the U.S. qualified plan were 4.97 percent and 5.16 percent, respectively. The effect of the change in the discount rate from 5.16 percent to 4.97 percent at December 31, 2023 resulted in a \$16.8 million increase to our U.S. qualified pension benefit obligations. The effect of the change in the discount rate used to determine net annual benefit cost (income) from 2.84 percent at December 31, 2022 to 5.16 percent at December 31, 2023 resulted in a \$5.7 million increase to the 2023 U.S. qualified pension expense.

The change in discount rate from 5.16 percent at December 31, 2022 to 4.97 percent at December 31, 2023 was attributable to an increase in yields on high quality corporate bonds with cash flows matching the timing and amount of our expected future benefit payments between the 2022 and 2023 measurement dates. Using the December 31, 2023 and 2022 yield curves, our U.S. qualified plan cash flows produced a single weighted-average discount rate of approximately 4.97 percent and 5.16 percent, respectively.

In developing the assumption for the long-term rate of return on assets for our U.S. Plan, we take into consideration the technical analysis performed by our outside actuaries, including historical market returns, information on the assumption for long-term real returns by asset class, inflation assumptions, and expectations for standard deviation related to these best estimates. Our long-term rate of return for the fiscal year ended December 31, 2023, 2022 and 2021 was 4.75 percent, 2.50 percent and 2.25 percent, respectively.

For the sensitivity of our pension costs to incremental changes in assumptions see our discussion below.

Sensitivity analysis related to key pension and postretirement benefit assumptions.

A one-half percent increase in the assumed discount rate would have decreased pension and other postretirement benefit obligations by \$42.4 million and \$43.5 million at December 31, 2023 and 2022, respectively, and increased pension and other postretirement benefit costs by \$0.5 million, \$0.1 million and \$0.4 million for 2023, 2022 and 2021, respectively. A one-half percent decrease in the assumed discount rate would have increased pension and other postretirement benefit obligations by \$46.1 million and \$47 million at December 31, 2023 and 2022, respectively, and decreased pension and other postretirement benefit costs by \$0.1 million in 2023, zero in 2022, and \$0.4 million in 2021.

A one-half percent increase in the assumed expected long-term rate of return on plan assets would have decreased pension costs by \$5.0 million, \$6.6 million and \$6.3 million for 2023, 2022 and 2021, respectively. A one-half percent decrease in the assumed long-term rate of return on plan assets would have increased pension costs by \$5.0 million, \$6.6 million and \$6.3 million for 2023, 2022 and 2021, respectively.

Further details on our pension and other postretirement benefit obligations and net periodic benefit costs (benefits) are found in Note 14 to our consolidated financial statements in this Form 10-K.

Income taxes

We have recorded a valuation allowance to reduce deferred tax assets in certain jurisdictions to the amount that we believe is more likely than not to be realized. In assessing the need for this allowance, we have considered a number of factors including future taxable income, the jurisdictions in which such income is earned and our ongoing tax planning strategies. In the event that we determine that we would not be able to realize all or part of our net deferred tax assets in the future, an adjustment to the deferred tax assets would be charged to income in the period such determination was made. Similarly, should we conclude that we would be able to realize certain deferred tax assets in the future in excess of the net recorded amount, an adjustment to the deferred tax assets would increase income in the period such determination was made.

Additionally, we file income tax returns in the U.S. federal jurisdiction and various state and foreign jurisdictions. Certain income tax returns for FMC entities taxable in the U.S. and significant foreign jurisdictions are open for examination and adjustment. We assess our income tax positions and record a liability for all years open to examination based upon our evaluation of the facts, circumstances and information available at the reporting date. For those tax positions where it is more likely than not that a tax benefit will be sustained, we have recorded the largest amount of tax benefit with a greater than 50 percent likelihood of being realized upon ultimate settlement with a taxing authority that has full knowledge of all relevant information. We adjust these liabilities, if necessary, upon the completion of tax audits or changes in tax law.

See Note 12 to our consolidated financial statements included within this Form 10-K for additional discussion surrounding income taxes.

ITEM 7A. QUANTITATIVE AND QUALITATIVE DISCLOSURES ABOUT MARKET RISK

Our earnings, cash flows and financial position are exposed to market risks relating to fluctuations in commodity prices, interest rates and foreign currency exchange rates. Our policy is to minimize exposure to our cash flow over time caused by changes in commodity, interest and currency exchange rates. To accomplish this, we have implemented a controlled program of risk management consisting of appropriate derivative contracts entered into with major financial institutions.

The analysis below presents the sensitivity of the market value of our financial instruments to selected changes in market rates and prices. The range of changes chosen reflects our view of changes that are reasonably possible over a one-year period. Market value estimates are based on the present value of projected future cash flows considering the market rates and prices chosen.

At December 31, 2023, our net financial instrument position was a net liability of \$11.4 million compared to a net liability of \$4.6 million at December 31, 2022. The change in the net financial instrument position was primarily due to fluctuations in our foreign exchange portfolios as well as the lack of outstanding interest rate swap contracts.

Since our risk management programs are generally highly effective, the potential loss in value for each risk management portfolio described below would be largely offset by changes in the value of the underlying exposure.

Foreign Currency Exchange Rate Risk

The primary currencies for which we have exchange rate exposure are the U.S. dollar versus the Brazilian real, Chinese yuan, Indian rupee, euro, Mexican peso and Argentine peso. Foreign currency debt and foreign exchange forward contracts are used in countries where we do business, thereby reducing our net asset exposure. Foreign exchange forward contracts are also used to hedge firm and highly anticipated foreign currency cash flows.

To analyze the effects of changing foreign currency rates, we have performed a sensitivity analysis in which we assume an instantaneous 10 percent change in the foreign currency exchange rates from their levels at December 31, 2023 and 2022, with all other variables (including interest rates) held constant.

| (in Millions) | Hedged Currency vs. Functional Currency | | |
|---|---|---|---|
| | Net Asset / (Liability) Position on Consolidated Balance Sheets | Net Asset / (Liability) Position with 10% Strengthening | Net Asset / (Liability) Position with 10% Weakening |
| Net asset/(liability) position at December 31, 2023 | \$ (11.4) | \$ 34.4 | \$ (56.2) |
| Net asset/(liability) position at December 31, 2022 | (17.0) | 45.9 | (79.7) |

Interest Rate Risk

One of the strategies that we can use to manage interest rate exposure is to enter into interest rate swap agreements. In these agreements, we agree to exchange, at specified intervals, the difference between fixed and variable interest amounts calculated on an agreed-upon notional principal amount. As of December 31, 2023, we had no outstanding interest rate swap contracts.

To analyze the effects of changing interest rates, we have performed a sensitivity analysis in which we assume an instantaneous one percent change in the interest rates from their levels at December 31, 2022, with all other variables held constant. As a result of having no outstanding interest rate swaps at December 31, 2023, there was no sensitivity analysis performed over interest rate risk for that period.

| (in Millions) | Net Asset / (Liability) Position on Consolidated Balance Sheets | 1% Increase | 1% Decrease |
|---|---|-------------|-------------|
| | Net asset/(liability) position at December 31, 2023 | \$ — | \$ — |
| Net asset/(liability) position at December 31, 2022 | 12.4 | 33.4 | (8.6) |

Our debt portfolio at December 31, 2023 is composed of 79 percent fixed-rate debt and 21 percent variable-rate debt. The variable-rate component of our debt portfolio principally consists of borrowings under our Credit Facility, commercial paper program, and amounts outstanding under foreign subsidiary credit lines. Changes in interest rates affect different portions of our variable-rate debt portfolio in different ways.

Based on the variable-rate debt in our debt portfolio at December 31, 2023, a one percentage point increase in interest rates would have increased gross interest expense by \$8.4 million and a one percentage point decrease in interest rates would have decreased gross interest expense by \$8.4 million for the year ended December 31, 2023.

ITEM 8. FINANCIAL STATEMENTS AND SUPPLEMENTARY DATA

| | <u>Page</u> |
|---|---------------------|
| Consolidated Statements of Income (Loss) for the years ended December 31, 2023, 2022 and 2021 | 49 |
| Consolidated Statements of Comprehensive Income (Loss) for the years ended December 31, 2023, 2022, and 2021 | 50 |
| Consolidated Balance Sheets as of December 31, 2023 and 2022 | 51 |
| Consolidated Statements of Cash Flows for the years ended December 31, 2023, 2022, and 2021 | 52 |
| Consolidated Statements of Changes in Equity for the years ended December 31, 2023, 2022, and 2021 | 54 |
| Notes to Consolidated Financial Statements | 55 |
| Report of Independent Registered Public Accounting Firm | 108 |
| Management's Annual Report on Internal Control Over Financial Reporting | 110 |
| Report of Independent Registered Public Accounting Firm | 111 |
| Schedule II - Valuation and Qualifying Accounts and Reserves for the years ended December 31, 2023, 2022 and 2021 | 112 |

FMC CORPORATION
CONSOLIDATED STATEMENTS OF INCOME (LOSS)

| (in Millions, Except Per Share Data) | Year Ended December 31, | | |
|--|-------------------------|-----------------|-----------------|
| | 2023 | 2022 | 2021 |
| Revenue | \$ 4,486.8 | \$ 5,802.3 | \$ 5,045.2 |
| Costs and Expenses | | | |
| Costs of sales and services | 2,655.8 | 3,475.5 | 2,883.9 |
| Gross Margin | \$ 1,831.0 | \$ 2,326.8 | \$ 2,161.3 |
| Selling, general and administrative expenses | 734.3 | 775.2 | 714.1 |
| Research and development expenses | 328.8 | 314.2 | 304.7 |
| Restructuring and other charges (income) | 212.3 | 93.1 | 108.0 |
| Total costs and expenses | \$ 3,931.2 | \$ 4,658.0 | \$ 4,010.7 |
| Income from continuing operations, non-operating pension and postretirement charges (income), interest expense, net and income taxes | \$ 555.6 | \$ 1,144.3 | \$ 1,034.5 |
| Non-operating pension and postretirement charges (income) | 18.2 | 8.6 | 5.6 |
| Interest expense | 237.2 | 151.8 | 131.1 |
| Income (loss) from continuing operations before income taxes | \$ 300.2 | \$ 983.9 | \$ 897.8 |
| Provision (benefit) for income taxes | (1,119.3) | 145.2 | 92.5 |
| Income (loss) from continuing operations | \$ 1,419.5 | \$ 838.7 | \$ 805.3 |
| Discontinued operations, net of income taxes | (98.5) | (97.2) | (68.2) |
| Net income (loss) | \$ 1,321.0 | \$ 741.5 | \$ 737.1 |
| Less: Net income (loss) attributable to noncontrolling interests | (0.5) | 5.0 | (2.5) |
| Net income (loss) attributable to FMC stockholders | \$ 1,321.5 | \$ 736.5 | \$ 739.6 |
| Amounts attributable to FMC stockholders: | | | |
| Continuing operations, net of income taxes | \$ 1,420.0 | \$ 833.7 | \$ 807.8 |
| Discontinued operations, net of income taxes | (98.5) | (97.2) | (68.2) |
| Net income (loss) attributable to FMC stockholders | \$ 1,321.5 | \$ 736.5 | \$ 739.6 |
| Basic earnings (loss) per common share attributable to FMC stockholders: | | | |
| Continuing operations | \$ 11.34 | \$ 6.60 | \$ 6.29 |
| Discontinued operations | (0.79) | (0.77) | (0.53) |
| Net income (loss) attributable to FMC stockholders | \$ 10.55 | \$ 5.83 | \$ 5.76 |
| Diluted earnings (loss) per common share attributable to FMC stockholders: | | | |
| Continuing operations | \$ 11.31 | \$ 6.58 | \$ 6.26 |
| Discontinued operations | (0.78) | (0.77) | (0.53) |
| Net income (loss) attributable to FMC stockholders | \$ 10.53 | \$ 5.81 | \$ 5.73 |

The accompanying Notes are an integral part of these consolidated financial statements.

FMC CORPORATION
CONSOLIDATED STATEMENTS OF COMPREHENSIVE INCOME (LOSS)

| (in Millions) | Year Ended December 31, | | |
|--|-------------------------|-------------------|------------------|
| | 2023 | 2022 | 2021 |
| Net income (loss) | \$ 1,321.0 | \$ 741.5 | \$ 737.1 |
| Other comprehensive income (loss), net of tax: | | | |
| <i>Foreign currency adjustments:</i> | | | |
| Foreign currency translation gain (loss) arising during the period | \$ 29.7 | \$ (103.1) | \$ (87.0) |
| Reclassification of foreign currency translation (gains) losses | \$ — | \$ 4.2 | \$ — |
| Total foreign currency adjustments ⁽¹⁾ | \$ 29.7 | \$ (98.9) | \$ (87.0) |
| <i>Derivative instruments:</i> | | | |
| Unrealized hedging gains (losses) and other, net of tax expense (benefit) of \$(29.1) in 2023, \$(17.2) in 2022 and \$5.4 in 2021 | \$ (72.4) | \$ (65.4) | \$ 44.1 |
| Reclassification of deferred hedging (gains) losses and other, included in net income (loss), net of tax (expense) benefit of \$31.7 in 2023, \$19.1 in 2022 and \$1.7 in 2021 ⁽³⁾ | 73.9 | 35.9 | 5.5 |
| Total derivative instruments, net of tax expense (benefit) of \$2.6 in 2023, \$1.9 in 2022 and \$7.1 in 2021 | \$ 1.5 | \$ (29.5) | \$ 49.6 |
| <i>Pension and other postretirement benefits:</i> | | | |
| Unrealized actuarial gains (losses) and prior service (costs) credits, net of tax expense (benefit) of \$2.9 in 2023, \$(4.3) in 2022 and \$(4.5) in 2021 ⁽²⁾ | \$ 11.4 | \$ (15.7) | \$ (17.4) |
| Reclassification of net actuarial and other (gain) loss, amortization of prior service costs and settlement charges, included in net income, net of tax (expense) benefit of \$2.9 in 2023, \$2.4 in 2022 and \$2.5 in 2021 ⁽³⁾ | 11.0 | 9.1 | 9.5 |
| Total pension and other postretirement benefits, net of tax expense (benefit) of \$5.8 in 2023, \$(1.9) in 2022 and \$(2.0) in 2021 | \$ 22.4 | \$ (6.6) | \$ (7.9) |
| Other comprehensive income (loss), net of tax | \$ 53.6 | \$ (135.0) | \$ (45.3) |
| Comprehensive income (loss) | \$ 1,374.6 | \$ 606.5 | \$ 691.8 |
| Less: Comprehensive income (loss) attributable to the noncontrolling interest | — | 4.1 | (3.0) |
| Comprehensive income (loss) attributable to FMC stockholders | \$ 1,374.6 | \$ 602.4 | \$ 694.8 |

(1) Income taxes are not provided for foreign currency translation because the related investments are essentially permanent in duration.

(2) At December 31 of each year, we remeasure our pension and postretirement plan obligations at which time we record any actuarial gains (losses) and prior service (costs) credits to other comprehensive income. See Note 14 to the consolidated financial statements included within this Form 10-K for further details.

(3) For more detail on the components of these reclassifications and the affected line item in the consolidated statements of income (loss), see Note 16 to the consolidated financial statements included within this Form 10-K for further details.

The accompanying Notes are an integral part of these consolidated financial statements.

FMC CORPORATION
CONSOLIDATED BALANCE SHEETS

| (in Millions, Except Share and Par Value Data) | December 31, | |
|--|--------------------|--------------------|
| | 2023 | 2022 |
| ASSETS | | |
| Current assets | | |
| Cash and cash equivalents | \$ 302.4 | \$ 572.0 |
| Trade receivables, net of allowance of \$29.1 in 2023 and \$33.9 in 2022 | 2,703.2 | 2,871.4 |
| Inventories | 1,724.6 | 1,651.6 |
| Prepaid and other current assets | 398.9 | 343.6 |
| Total current assets | \$ 5,129.1 | \$ 5,438.6 |
| Investments | 19.8 | 14.5 |
| Property, plant and equipment, net | 892.5 | 849.6 |
| Goodwill | 1,593.6 | 1,589.3 |
| Other intangibles, net | 2,465.1 | 2,508.1 |
| Other assets including long-term receivables, net | 489.5 | 560.5 |
| Deferred income taxes | 1,336.6 | 210.7 |
| Total assets | \$ 11,926.2 | \$ 11,171.3 |
| LIABILITIES AND EQUITY | | |
| Current liabilities | | |
| Short-term debt and current portion of long-term debt | \$ 934.0 | \$ 540.8 |
| Accounts payable, trade and other | 602.4 | 1,252.2 |
| Advance payments from customers | 482.1 | 680.5 |
| Accrued and other liabilities | 684.8 | 601.8 |
| Accrued customer rebates | 480.9 | 465.3 |
| Guarantees of vendor financing | 69.6 | 142.0 |
| Accrued pension and other postretirement benefits, current | 6.4 | 2.3 |
| Income taxes | 124.4 | 114.7 |
| Total current liabilities | \$ 3,384.6 | \$ 3,799.6 |
| Long-term debt, less current portion | 3,023.6 | 2,733.2 |
| Accrued pension and other postretirement benefits, long-term | 24.4 | 31.6 |
| Environmental liabilities, continuing and discontinued | 494.7 | 439.1 |
| Deferred income taxes | 158.1 | 321.5 |
| Other long-term liabilities | 407.4 | 445.4 |
| Commitments and contingent liabilities (Note 20) | | |
| Equity | | |
| Preferred stock, no par value, authorized 5,000,000 shares; no shares issued in 2023 or 2022 | \$ — | \$ — |
| Common stock, \$0.10 par value, authorized 260,000,000 shares in 2023 and 2022; 185,983,792 shares issued in 2023 and 2022 | 18.6 | 18.6 |
| Capital in excess of par value of common stock | 935.6 | 909.2 |
| Retained earnings | 6,587.1 | 5,555.9 |
| Accumulated other comprehensive income (loss) | (406.5) | (459.6) |
| Treasury stock, common, at cost - 2023: 61,223,032 shares, 2022: 60,872,988 shares | (2,723.9) | (2,646.2) |
| Total FMC stockholders' equity | \$ 4,410.9 | \$ 3,377.9 |
| Noncontrolling interests | 22.5 | 23.0 |
| Total equity | \$ 4,433.4 | \$ 3,400.9 |
| Total liabilities and equity | \$ 11,926.2 | \$ 11,171.3 |

The accompanying Notes are an integral part of these consolidated financial statements.

FMC CORPORATION
CONSOLIDATED STATEMENTS OF CASH FLOWS

| (in Millions) | Year Ended December 31, | | |
|---|-------------------------|------------|------------|
| | 2023 | 2022 | 2021 |
| Cash provided (required) by operating activities of continuing operations: | | | |
| Net income (loss) | \$ 1,321.0 | \$ 741.5 | \$ 737.1 |
| Discontinued operations, net of income taxes | 98.5 | 97.2 | 68.2 |
| Income (loss) from continuing operations | \$ 1,419.5 | \$ 838.7 | \$ 805.3 |
| Adjustments from income (loss) from continuing operations to cash provided (required) by operating activities of continuing operations: | | | |
| Depreciation and amortization | \$ 184.3 | \$ 169.4 | \$ 170.9 |
| Restructuring and other charges (income) | 212.3 | 93.1 | 108.0 |
| Deferred income taxes | (1,292.8) | (52.7) | 10.6 |
| Pension and other postretirement benefits | 20.9 | 12.5 | 10.5 |
| Share-based compensation | 25.9 | 24.2 | 17.8 |
| Changes in operating assets and liabilities, net of effect of acquisitions and divestitures: | | | |
| Trade receivables, net | \$ 192.4 | \$ (443.9) | \$ (241.1) |
| Guarantees of vendor financing | (72.4) | (64.2) | 65.6 |
| Advance payments from customers | (199.1) | 52.1 | 283.6 |
| Accrued customer rebates | 16.0 | 69.6 | 108.7 |
| Inventories | (72.8) | (182.3) | (320.7) |
| Accounts payable, trade and other | (626.0) | 165.3 | 144.4 |
| Income taxes | (62.8) | 19.1 | (90.3) |
| Pension and other postretirement benefit contributions | (2.4) | (4.5) | (5.3) |
| Environmental spending, continuing, net of recoveries | (34.5) | (26.9) | (63.6) |
| Restructuring and other spending ⁽¹⁾ | (30.3) | (35.2) | (34.7) |
| Transaction and integration costs | — | (0.5) | (9.5) |
| Change in other operating assets and liabilities, net ⁽²⁾ | 21.5 | 26.2 | (61.6) |
| Cash provided (required) by operating activities of continuing operations | \$ (300.3) | \$ 660.0 | \$ 898.6 |
| Cash provided (required) by operating activities of discontinued operations: | | | |
| Environmental spending, discontinued, net of recoveries | \$ (54.5) | \$ (47.0) | \$ (57.5) |
| Other discontinued spending | (31.6) | (30.6) | (21.0) |
| Cash provided (required) by operating activities of discontinued operations | \$ (86.1) | \$ (77.6) | \$ (78.5) |

- (1) In addition to cash payments shown in our roll forward of restructuring reserves in Note 8 to our consolidated financial statements included within this Form 10-K, the restructuring and other spending amount above for the years ended December 31, 2023 and 2022 includes spending of \$9.7 million and \$10.0 million, respectively, related to the Furadan[®] asset retirement obligations and \$1.1 million and \$3.2 million, respectively, for certain historical India indirect tax matters. For additional detail on restructuring and other charges activities, see Note 8 to our consolidated financial statements included within this Form 10-K.

- (2) Changes in all periods represent timing of payments associated with all other operating assets and liabilities.

The accompanying Notes are an integral part of these consolidated financial statements.

FMC CORPORATION
CONSOLIDATED STATEMENTS OF CASH FLOWS (CONTINUED)

| (in Millions) | Year Ended December 31, | | |
|---|-------------------------|------------------------|------------------------|
| | 2023 | 2022 | 2021 |
| Cash provided (required) by investing activities of continuing operations: | | | |
| Capital expenditures | \$ (133.9) | \$ (142.3) | \$ (100.1) |
| Investment in Enterprise Resource Planning system | — | — | (12.7) |
| Acquisitions, including cost and equity method, net ⁽³⁾ | (16.5) | (198.2) | (5.2) |
| Proceeds from land disposition ⁽⁴⁾ | 5.8 | 50.5 | — |
| Other investing activities ⁽⁵⁾ | (9.8) | 23.6 | (13.7) |
| Cash provided (required) by investing activities of continuing operations | <u>\$ (154.4)</u> | <u>\$ (266.4)</u> | <u>\$ (131.7)</u> |
| Cash provided (required) by investing activities of discontinued operations: | | | |
| Proceeds from disposal of property, plant and equipment | — | — | 19.7 |
| Cash provided (required) by investing activities of discontinued operations | <u>\$ —</u> | <u>\$ —</u> | <u>\$ 19.7</u> |
| Cash provided (required) by financing activities of continuing operations: | | | |
| Increase (decrease) in short-term debt | \$ 400.7 | \$ 115.2 | \$ 104.9 |
| Proceeds from borrowing of long-term debt | 1,498.6 | — | 1,000.0 |
| Financing fees and interest rate swap settlements | (0.8) | 16.3 | (2.4) |
| Repayments of long-term debt | (1,200.0) | (1.4) | (1,203.1) |
| Distributions to minority partners | (0.6) | (0.5) | — |
| Dividends paid ⁽⁶⁾ | (290.5) | (267.5) | (247.2) |
| Issuances of common stock, net | 5.3 | 9.4 | 7.9 |
| Repurchases of common stock under publicly announced program | (75.0) | (100.0) | (400.0) |
| Other repurchases of common stock | (6.2) | (8.9) | (8.0) |
| Cash provided (required) by financing activities of continuing operations | <u>\$ 331.5</u> | <u>\$ (237.4)</u> | <u>\$ (747.9)</u> |
| Effect of exchange rate changes on cash and cash equivalents | (60.3) | (23.4) | (12.3) |
| Increase (decrease) in cash and cash equivalents | <u>\$ (269.6)</u> | <u>\$ 55.2</u> | <u>\$ (52.1)</u> |
| Cash and cash equivalents, beginning of period | 572.0 | 516.8 | 568.9 |
| Cash and cash equivalents, end of period | <u><u>\$ 302.4</u></u> | <u><u>\$ 572.0</u></u> | <u><u>\$ 516.8</u></u> |

- (3) The acquisitions, including cost and equity method, net amount in 2023 includes an \$11.9 million payment related to the in-process research and development assets acquired. For additional detail on this transaction, see Note 8 to our consolidated financial statements included within this Form 10-K. The 2022 activity includes the purchase price of Biophero of approximately \$193 million. For additional detail on this transaction, see Note 4 to our consolidated financial statements included within this Form 10-K.
- (4) During December 2022, we finalized a land transfer agreement with the Shanghai Municipal People's Government. In the years ended December 31, 2023 and 2022, we received cash proceeds of \$5.8 million and \$50.5 million, respectively, for the land transfer. For additional detail on this transaction, see Note 8 to our consolidated financial statements included within this Form 10-K.
- (5) Included in the above is cash spending associated with contract manufacturers was \$2.9 million, \$6.8 million and \$18.8 million for the years ended December 31, 2023, 2022 and 2021, respectively.
- (6) See Note 16 to the consolidated financial statements included within this Form 10-K regarding our quarterly cash dividend.

Supplemental disclosure of cash flow information: Cash paid for interest, net of capitalized interest was \$229.6 million, \$144.0 million and \$125.8 million, and income taxes paid, net of refunds was \$180.1 million, \$122.0 million and \$139.2 million in December 31, 2023, 2022 and 2021, respectively. Non-cash additions to property, plant and equipment and other assets at December 31, 2023, 2022 and 2021 were \$18.6 million, \$40.4 million and \$45.5 million, respectively. Non-cash investing activities includes investments representing our beneficial interest in a trade receivables securitization program of \$19.3 million at December 31, 2022.

The accompanying Notes are an integral part of these consolidated financial statements.

FMC CORPORATION
CONSOLIDATED STATEMENTS OF CHANGES IN EQUITY

| (in Millions, Except Per Share Data) | FMC Stockholders' Equity | | | | | | |
|--|--------------------------------------|--------------------------------|----------------------|---|---------------------|-----------------------------|-------------------|
| | Common Stock, \$0.10 Par Value | Capital In Excess of Par | Retained Earnings | Accumulated Other Comprehensive Income (Loss) | Treasury Stock | Non-controlling Interest | Total Equity |
| Balance December 31, 2020 | \$ 18.6 | \$ 860.2 | \$ 4,604.9 | \$ (280.7) | \$ (2,141.2) | \$ 22.4 | \$ 3,084.2 |
| Net income (loss) | — | — | 739.6 | — | — | (2.5) | 737.1 |
| Stock compensation plans | — | 20.2 | — | — | 5.5 | — | 25.7 |
| Shares for benefit plan trust | — | — | — | — | 1.6 | — | 1.6 |
| Net pension and other benefit actuarial gains (losses) and prior service cost, net of income tax | — | — | — | (7.9) | — | — | (7.9) |
| Net hedging gains (losses) and other, net of income tax | — | — | — | 49.6 | — | — | 49.6 |
| Foreign currency translation adjustments | — | — | — | (86.5) | — | (0.5) | (87.0) |
| Dividends (\$1.96 per share) | — | — | (251.6) | — | — | — | (251.6) |
| Repurchases of common stock | — | — | — | — | (408.0) | — | (408.0) |
| Balance December 31, 2021 | \$ 18.6 | \$ 880.4 | \$ 5,092.9 | \$ (325.5) | \$ (2,542.1) | \$ 19.4 | \$ 3,143.7 |
| Net income (loss) | — | — | 736.5 | — | — | 5.0 | 741.5 |
| Stock compensation plans | — | 28.8 | — | — | 4.7 | — | 33.5 |
| Shares for benefit plan trust | — | — | — | — | 0.1 | — | 0.1 |
| Net pension and other benefit actuarial gains (losses) and prior service cost, net of income tax | — | — | — | (6.6) | — | — | (6.6) |
| Net hedging gains (losses) and other, net of income tax | — | — | — | (29.5) | — | — | (29.5) |
| Foreign currency translation adjustments | — | — | — | (98.0) | — | (0.9) | (98.9) |
| Dividends (\$2.17 per share) | — | — | (273.5) | — | — | — | (273.5) |
| Repurchases of common stock | — | — | — | — | (108.9) | — | (108.9) |
| Distributions to noncontrolling interests | — | — | — | — | — | (0.5) | (0.5) |
| Balance December 31, 2022 | \$ 18.6 | \$ 909.2 | \$ 5,555.9 | \$ (459.6) | \$ (2,646.2) | \$ 23.0 | \$ 3,400.9 |
| Net income (loss) | — | — | 1,321.5 | — | — | (0.5) | 1,321.0 |
| Stock compensation plans | — | 26.4 | — | — | 5.2 | — | 31.6 |
| Shares for benefit plan trust | — | — | — | — | (1.7) | — | (1.7) |
| Net pension and other benefit actuarial gains (losses) and prior service cost, net of income tax | — | — | — | 22.4 | — | — | 22.4 |
| Net hedging gains (losses) and other, net of income tax | — | — | — | 1.5 | — | — | 1.5 |
| Foreign currency translation adjustments | — | — | — | 29.2 | — | 0.5 | 29.7 |
| Dividends (\$2.32 per share) | — | — | (290.3) | — | — | — | (290.3) |
| Repurchases of common stock | — | — | — | — | (81.2) | — | (81.2) |
| Distributions to noncontrolling interests | — | — | — | — | — | (0.5) | (0.5) |
| Balance December 31, 2023 | \$ 18.6 | \$ 935.6 | \$ 6,587.1 | \$ (406.5) | \$ (2,723.9) | \$ 22.5 | \$ 4,433.4 |

The accompanying Notes are an integral part of these consolidated financial statements.

FMC CORPORATION**Notes to Consolidated Financial Statements****Note 1: Principal Accounting Policies and Related Financial Information**

Nature of operations. We are a global agricultural sciences company dedicated to helping growers produce food, feed, fiber and fuel for an expanding world population while adapting to a changing environment. We operate in a single distinct business segment and develop, market and sell all three major classes of crop protection chemicals: insecticides, herbicides and fungicides, as well as biologicals, crop nutrition, and seed treatment products, which we group as plant health, and digital and precision agriculture. These products are used in agriculture to enhance crop yield and quality by controlling a broad spectrum of insects, weeds and disease, as well as in non-agricultural markets for pest control.

Basis of consolidation and basis of presentation. The accompanying consolidated financial statements of FMC Corporation and its subsidiaries were prepared in accordance with accounting principles generally accepted in the United States of America ("U.S. GAAP"). Our consolidated financial statements include the accounts of FMC and all entities that we directly or indirectly control. All significant intercompany accounts and transactions are eliminated in consolidation.

Estimates and assumptions. In preparing the financial statements in conformity with U.S. GAAP we are required to make estimates and assumptions that affect the reported amounts of assets and liabilities and disclosures of contingent assets and liabilities at the date of the financial statements and the reported amounts of revenue and expenses during the reporting period. Actual results are likely to differ from those estimates, but we do not believe such differences will materially affect our financial position, results of operations or cash flows.

Cash equivalents. We consider investments in all liquid debt instruments with original maturities of 3 months or less to be cash equivalents.

Trade receivables, net of allowance. Trade receivables consist of amounts owed to us from customer sales and are recorded when revenue is recognized. The allowance for trade receivables represents our best estimate of the probable losses associated with potential customer defaults. In developing our allowance for trade receivables, we use a two-stage process which includes calculating a general formula to develop an allowance to appropriately address the uncertainty surrounding collection risk of our entire portfolio and specific allowances for customers where the risk of collection has been reasonably identified either due to liquidity constraints or disputes over contractual terms and conditions. Our methodology considers current economic conditions as well as forward-looking expectations about expected credit loss.

Our method of calculating the general formula consists of estimating the recoverability of trade receivables based on historical experience, current collection trends, and external business factors such as economic factors, including regional bankruptcy rates, and political factors. Our analysis of trade receivable collection risk is performed quarterly, and the allowance is adjusted accordingly.

We also hold long-term receivables that represent long-term customer receivable balances related to past-due accounts which are not expected to be collected within the current year. Our policy for the review of the allowance for these receivables is consistent with the discussion in the preceding paragraph above on trade receivables. Therefore, on an ongoing basis, we continue to evaluate the credit quality of our long-term receivables utilizing aging of receivables, collection experience and write-offs, as well as existing economic conditions, to determine if an additional allowance is necessary.

The allowance for trade receivables was \$29.1 million and \$33.9 million as of December 31, 2023 and 2022, respectively. The allowance for long-term receivables was \$27.1 million and \$44.5 million at December 31, 2023 and 2022, respectively. The provision to the allowance for receivables charged against operations was \$6.3 million, \$(0.5) million and \$21.1 million for the years ended December 31, 2023, 2022 and 2021, respectively. See Note 9 to the consolidated financial statements included within this Form 10-K for more information.

FMC CORPORATION

Notes to Consolidated Financial Statements — (Continued)

Investments. Investments in companies in which our ownership interest is 50 percent or less and in which we exercise significant influence over operating and financial policies are accounted for using the equity method. Under the equity method, original investments are recorded at cost and adjusted by our share of undistributed earnings and losses of these investments. Majority owned investments in which our control is restricted are also accounted for using the equity method. As of December 31, 2023 and 2022, we do not own any equity method investments. All other investments are carried at their fair values or at cost, as appropriate and are not material to our consolidated financial statements. FMC Ventures, which was established in 2020, is our venture capital arm targeting strategic investments in start-ups and early-stage companies that are developing and applying emerging technologies in the agricultural industry. The accounting guidance requires these nonmarketable equity securities to be recorded at cost and adjusted to fair value each reporting period. However, the guidance allows for a measurement alternative, which is to record the investment at cost, less impairment, if any, and subsequently adjust for observable price changes. Each reporting period, we review the portfolio for any observable price changes or potential indicators of impairment. At December 31, 2023, our investments made through FMC Ventures individually and in the aggregate are not significant to our financial results.

Inventories. Inventories are stated at the lower of cost or net realizable value. Inventory costs include those costs directly attributable to products before sale, including all manufacturing overhead but excluding distribution costs. All inventories are determined on a first-in, first-out ("FIFO") basis.

Property, plant and equipment. We record property, plant and equipment, including capitalized interest, at cost. We recognize acquired property, plant and equipment, from acquisitions at its estimated fair value. Depreciation is provided principally on the straight-line basis over the estimated useful lives of the assets (land improvements — 20 years, buildings and building equipment — 15 to 40 years, and machinery and equipment — 3 to 18 years). Gains and losses are reflected in income upon sale or retirement of assets. Expenditures that extend the useful lives of property, plant and equipment or increase productivity are capitalized. Ordinary repairs and maintenance are expensed as incurred through operating expense.

Capitalized interest. We capitalized interest costs of \$9.3 million, \$5.6 million, and \$3.4 million in 2023, 2022, and 2021, respectively. These costs were primarily associated with the construction of certain long-lived assets and have been capitalized as part of the cost of those assets. We amortize capitalized interest over the assets' estimated useful lives.

Impairments of long-lived assets. We review the recovery of the net book value of long-lived assets whenever events and circumstances indicate that the net book value of an asset may not be recoverable from the estimated undiscounted future cash flows expected to result from its use and eventual disposition. In cases where undiscounted expected future cash flows are less than the net book value, we recognize an impairment loss equal to an amount by which the net book value exceeds the fair value of the asset. Long-lived assets to be disposed of are reported at the lower of carrying amount or fair value less cost to sell.

Asset retirement obligations. We record asset retirement obligations ("AROs") at fair value at the time the liability is incurred if we can reasonably estimate the settlement date. The associated AROs are capitalized as part of the carrying amount of related long-lived assets. In future periods, the liability is accreted to its present value and the capitalized cost is depreciated over the useful life of the related asset. We also adjust the liability for changes resulting from the passage of time and/or revisions to the timing or the amount of the original estimate. Upon retirement of the long-lived asset, we either settle the obligation for its recorded amount or incur a gain or loss.

We have obligations at the majority of our manufacturing facilities in the event of permanent plant shutdown. For certain AROs not already accrued, we have calculated the fair value of these AROs and concluded that the present value of these obligations was inconsequential at December 31, 2023 and 2022.

The carrying amounts for the AROs for the years ended December 31, 2023 and 2022 are \$6.4 million and \$16.0 million, respectively. These amounts are included in "Accrued and other liabilities" and "Other long-term liabilities" on the consolidated balance sheet.

Restructuring and other charges. We continually perform strategic reviews and assess the return on our business. This sometimes results in a plan to restructure the operations of our business. We record an accrual for severance and other exit costs under the provisions of the relevant accounting guidance.

See Note 8 to the consolidated financial statements included within this Form 10-K for more information on Project Focus, the global restructuring program announced in December 2023.

FMC CORPORATION**Notes to Consolidated Financial Statements — (Continued)**

Additionally, as part of these restructuring plans, write-downs of long-lived assets may occur. Two types of assets are impacted: assets to be disposed of by sale and assets to be abandoned. Assets to be disposed of by sale are measured at the lower of carrying amount or estimated net proceeds from the sale. Assets to be abandoned with no remaining future service potential are written down to amounts expected to be recovered. The useful life of assets to be abandoned that have a remaining future service potential are adjusted and depreciation is recorded over the adjusted useful life.

Capitalized software. We capitalize the costs of internal use software in accordance with accounting literature which generally requires the capitalization of certain costs incurred to develop or obtain internal use software. We assess the recoverability of capitalized software costs on an ongoing basis and record write-downs to fair value as necessary. We amortize capitalized software costs over expected useful lives ranging from 3 to 10 years. See Note 22 to the consolidated financial statements included within this Form 10-K for the net unamortized computer software balances.

Goodwill and intangible assets. Goodwill and other indefinite life intangible assets are not subject to amortization. Instead, they are subject to at least an annual assessment for impairment by applying a fair value-based test.

We test goodwill and indefinite life intangibles for impairment annually using the criteria prescribed by U.S. GAAP accounting guidance for goodwill and other intangible assets. Based upon our annual impairment assessments conducted in 2023, 2022 and 2021, we did not record any goodwill or intangible asset impairments.

Finite-lived intangible assets consist of primarily customer relationships as well as patents, brands, registration rights, industry licenses, and other intangibles and are generally being amortized over periods of approximately 3 to 20 years. See Note 5 to the consolidated financial statements included within this Form 10-K for additional information on goodwill and intangible assets.

Revenue recognition. We recognize revenue when (or as) we satisfy our performance obligation which is when the customer obtains control of the good or service. Rebates due to customers are accrued as a reduction of revenue in the same period that the related sales are recorded based on the contract terms. Refer to Note 3 to the consolidated financial statements included within this Form 10-K for further details.

We record amounts billed for shipping and handling fees as revenue. Costs incurred for shipping and handling are recorded as costs of sales and services. Amounts billed for sales and use taxes, value-added taxes, and certain excise and other specific transactional taxes imposed on revenue-producing transactions are presented on a net basis and excluded from sales in the consolidated income statements. We record a liability until remitted to the respective taxing authority.

We periodically enter into prepayment arrangements with customers and receive advance payments for product to be delivered in future periods. These advance payments are recorded as deferred revenue and classified as "Advance payments from customers" on the consolidated balance sheet. Revenue associated with advance payments is recognized as shipments are made and transfer of control to the customer takes place.

Research and development. Research and development costs are expensed as incurred. In-process research and development acquired as part of asset acquisitions, which include license and development agreements, are expensed as incurred and included as a component of "Restructuring and other charges (income)" on the consolidated statements of income (loss).

Income and other taxes. We provide current income taxes on income reported for financial statement purposes adjusted for transactions that do not enter into the computation of income taxes payable. We recognize deferred tax liabilities and assets for the expected future tax consequences of temporary differences between the carrying amounts and the tax basis of assets and liabilities. We have not provided income taxes for other outside basis differences inherent in our investments in subsidiaries because the investments and related unremitted earnings are essentially permanent in duration or we have concluded that no additional tax liability will arise upon disposal or remittance.

Foreign currency. We translate the assets and liabilities of our foreign operations at exchange rates in effect at the balance sheet date. For foreign operations where the functional currency is not the U.S. dollar we record translation gains and losses as a component of accumulated other comprehensive income (loss) in equity. The foreign operations' income statements are translated at the monthly exchange rates for the period.

FMC CORPORATION

Notes to Consolidated Financial Statements — (Continued)

We record remeasurement gains and losses on monetary assets and liabilities, such as accounts receivables and payables, which are not in the functional currency of the operation. These remeasurement gains and losses are recorded in income as they occur. We generally enter into foreign currency contracts to mitigate the financial risk associated with these transactions. See "Derivative financial instruments" within this Note and Note 19 to the consolidated financial statements included within this Form 10-K.

Derivative financial instruments. We mitigate certain financial exposures, including currency risk, interest rate risk and to a lesser extent commodity price exposures, through a controlled program of risk management that includes the use of derivative financial instruments when applicable. We enter into foreign exchange contracts, including forward and purchased option contracts, to reduce the effects of fluctuating foreign currency exchange rates.

We recognize all derivatives on the balance sheet at fair value. On the date the derivative instrument is entered into, we generally designate the derivative as either a hedge of the variability of cash flows to be received or paid related to a forecasted transaction (cash flow hedge) or a hedge of the fair value of a recognized asset or liability or of an unrecognized firm commitment (fair value hedge). We record in accumulated other comprehensive income (loss) changes in the fair value of derivatives that are designated as, and meet all the required criteria for, a cash flow hedge. We then reclassify these amounts into earnings as the underlying hedged item affects earnings. We record immediately in earnings changes in the fair value of derivatives that are not designated as cash flow hedges.

We formally document all relationships between hedging instruments and hedged items, as well as the risk management objective and strategy for undertaking various hedge transactions. This process includes relating derivatives that are designated as fair value or cash flow hedges to specific assets and liabilities on the balance sheet or to specific firm commitments or forecasted transactions. We also formally assess, both at the inception of the hedge and throughout its term, whether each derivative is highly effective in offsetting changes in fair value or cash flows of the hedged item. If we determine that a derivative is not highly effective as a hedge, or if a derivative ceases to be a highly effective hedge, we discontinue hedge accounting with respect to that derivative prospectively.

Treasury stock. We record shares of common stock repurchased at cost as treasury stock, resulting in a reduction of stockholders' equity in the consolidated balance sheets. When the treasury shares are contributed under our employee benefit plans or issued for option exercises, we use a FIFO method for determining cost. The difference between the cost of the shares and the market price at the time of contribution to an employee benefit plan is added to or deducted from the related capital in excess of par value of common stock.

Segment information. We operate as a single business segment providing innovative solutions to growers around the world. The business is supported by global corporate staff functions. The determination of a single segment is consistent with the financial information regularly reviewed by the chief executive officer for purposes of evaluating performance, allocating resources, setting incentive compensation targets and both planning and forecasting future periods. Refer to Note 3 to the consolidated financial statements included within this Form 10-K for further information on product and regional revenues.

Geographic long-lived assets include goodwill and other intangibles, net, property, plant and equipment, net and other non-current assets. Refer to Note 21 to the consolidated financial statements included within this Form 10-K for further details.

Stock compensation plans. We recognize compensation expense in the financial statements for all share options and other equity-based arrangements. Share-based compensation cost is measured at the date of grant, based on the fair value of the award, and is recognized over the employee's requisite service period. See Note 15 to the consolidated financial statements included within this Form 10-K for further discussion on our share-based compensation.

Environmental obligations. We provide for environmental-related obligations when they are probable and amounts can be reasonably estimated. Where the available information is sufficient to estimate the amount of liability, that estimate has been used. Where the information is only sufficient to establish a range of probable liability and no point within the range is more likely than any other, the lower end of the range has been used.

Estimated obligations to remediate sites that involve oversight by the United States Environmental Protection Agency ("EPA"), or similar government agencies, are generally accrued no later than when a Record of Decision ("ROD"), or equivalent, is issued, or upon completion of a Remedial Investigation/Feasibility Study ("RI/FS"), or equivalent, that is submitted by us and the appropriate government agency or agencies. Estimates are reviewed quarterly and, if necessary, adjusted as additional information becomes available. The estimates can change substantially as additional information becomes available regarding

FMC CORPORATION

Notes to Consolidated Financial Statements — (Continued)

the nature or extent of site contamination, required remediation methods, and other actions by or against governmental agencies or private parties.

Our environmental liabilities for continuing and discontinued operations are principally for costs associated with the remediation and/or study of sites at which we are alleged to have released hazardous substances into the environment. Such costs principally include, among other items, RI/FS, site remediation, costs of operation and maintenance of the remediation plan, management costs, fees to outside law firms and consultants for work related to the environmental effort, and future monitoring costs. Estimated site liabilities are determined based upon existing remediation laws and technologies, specific site consultants' engineering studies or by extrapolating experience with environmental issues at comparable sites.

Included in our environmental liabilities are costs for the operation, maintenance and monitoring ("OM&M") of site remediation plans. Such reserves are based on our best estimates for these OM&M plans. Over time we may incur OM&M costs in excess of these reserves. However, we are unable to reasonably estimate an amount in excess of our recorded reserves because we cannot reasonably estimate the period for which such OM&M plans will need to be in place or the future annual cost of such remediation, as conditions at these environmental sites change over time. Such additional OM&M costs could be significant in total but would be incurred over an extended period of years.

Included in the environmental reserve balance, other assets balance and disclosure of reasonably possible loss contingencies are amounts from third-party insurance policies which we believe are probable of recovery.

Provisions for environmental costs are reflected in income, net of probable and estimable recoveries from named Potentially Responsible Parties ("PRPs") or other third parties. All of our environmental provisions incorporate inflation and are not discounted to their present value, other than our reserve for our Pocatello Tribal Matter. We remeasure this discounted liability balance according to current interest rates. See Note 11 to the consolidated financial statements included within this Form 10-K for further information.

In calculating and evaluating the adequacy of our environmental reserves, we have taken into account the joint and several liability imposed by Comprehensive Environmental Remediation, Compensation and Liability Act ("CERCLA") and the analogous state laws on all PRPs and have considered the identity and financial condition of the other PRPs at each site to the extent possible. We have also considered the identity and financial condition of other third parties from whom recovery is anticipated, as well as the status of our claims against such parties. Although we are unable to forecast the ultimate contributions of PRPs and other third parties with absolute certainty, the degree of uncertainty with respect to each party is taken into account when determining the environmental reserve on a site-by-site basis. Our liability includes our best estimate of the costs expected to be paid before the consideration of any potential recoveries from third parties. We believe that any recorded recoveries related to PRPs are realizable in all material respects. Recoveries are recorded as either an offset in "Environmental liabilities, continuing and discontinued" or as "Other assets including long-term receivables, net" in our consolidated balance sheets in accordance with U.S. accounting literature.

Pension and other postretirement benefits. We provide qualified and nonqualified defined benefit and defined contribution pension plans, as well as postretirement health care and life insurance benefit plans to our employees and retirees. The costs (or benefits) and obligations related to these benefits reflect key assumptions related to general economic conditions, including interest (discount) rates, healthcare cost trend rates, expected rates of return on plan assets and the rates of compensation increase for employees. The costs (or benefits) and obligations for these benefit programs are also affected by other assumptions, such as average retirement age, mortality, employee turnover, and plan participation. To the extent our plans' actual experience, as influenced by changing economic and financial market conditions or by changes to our own plans' demographics, differs from these assumptions, the costs and obligations for providing these benefits, as well as the plans' funding requirements, could increase or decrease. When actual results differ from our assumptions, the difference is typically recognized over future periods. In addition, the unrealized gains and losses related to our pension and postretirement benefit obligations may also affect periodic benefit costs (or benefits) in future periods. See Note 14 to the consolidated financial statements included within this Form 10-K for additional information relating to pension and other postretirement benefits.

FMC CORPORATION

Notes to Consolidated Financial Statements — (Continued)

Note 2: Recently Issued and Adopted Accounting Pronouncements and Regulatory Items**New accounting guidance and regulatory items**

On December 14, 2023, the FASB issued ASU 2023-09, *Income Taxes (Topic 740): Changes to the Disclosure Requirements for Income Taxes*, to improve the transparency and decision usefulness of income tax disclosures. The standard requires companies to disclose a tabular effective rate reconciliation with certain reconciling items broken out by nature and/or jurisdiction as well as more robust disclosures of income taxes paid, specifically broken out between federal, state and foreign. The standard can be applied prospectively or retrospectively and early adoption is permitted. The ASU is effective for FMC beginning with the Form 10-K for the year ended December 31, 2025. We are currently evaluating the impacts this standard will have on our income tax disclosures.

On November 27, 2023, the FASB issued ASU 2023-07, *Segment Reporting (Topic 280): Improvements to Reportable Segment Disclosures*, to improve the disclosures about a public entity's reportable segments and expenses. The standard requires disclosure of the chief operating decision maker's (the "CODM") title and position as well as multiple measures of segment profit and loss reviewed by the CODM. Companies with multiple reportable segments as well as companies with a single reportable segment are required to adopt the standard and it should be applied retrospectively to all periods presented. The ASU is effective for FMC beginning with the Form 10-K for the year ended December 31, 2024. Early adoption is permitted. As we operate as a single reportable segment, we are currently evaluating the impacts this standard will have on our existing segment disclosures.

On December 20, 2021, the Organization for Economic Co-operation and Development (the "OECD") released Pillar Two Model Rules defining the global minimum tax, which calls for the taxation of large corporations at a minimum rate of 15%. The accounting impact of new enacted tax laws based on the Pillar Two rules will occur when they become effective, which will generally be in 2024. Calendar-year public companies will be required to report on the forecasted effects of Pillar Two in their Q1 2024 income tax provision. Unlike many current tax systems, the Pillar Two minimum tax is determined based on consolidated financial reporting results (with certain modifications) and will result in a complex set of calculations that will likely require new processes, controls, and systems.

In March 2020, the FASB issued ASU 2020-04, *Reference Rate Reform (Topic 848): Facilitation of the Effects of Reference Rate Reform on Financial Reporting*, to provide optional guidance for a limited period of time to ease the potential burden in accounting for contracts and hedging relationships affected by reference rate reform. This applies to contracts that reference LIBOR or another rate that is expected to be discontinued as a result of rate reform and have modified terms that affect or have the potential to affect the amount and timing of contractual cash flows resulting from the discontinuance of reference rate. In December 2022, the FASB finalized ASU 2022-06, *Reference Rate Reform (Topic 848): Deferral of the Sunset Date of Topic 848*, which defers the sunset date for Topic 848 from December 31, 2022, to December 31, 2024. This standard amends the definition of the SOFR Swap Rate under Topic 815 so that it is not limited to the Overnight Indexed Swap rate based on SOFR and includes other rates based on SOFR. These amendments should be applied prospectively. We are evaluating the impacts this standard will have on accounting for contracts and hedging relationships but do not believe it will have a material impact on our consolidated financial statements.

Recently adopted accounting guidance

In September 2022, the FASB issued ASU No. 2022-04, *Liabilities—Supplier Finance Programs (Subtopic 405-50): Disclosure of Supplier Finance Program Obligations*. This ASU enhances the transparency of supplier finance programs and their effect on working capital, liquidity, and cash flows. The new standard is effective for fiscal years beginning after December 15, 2022 (i.e. a January 1, 2023 effective date), including interim periods within those years. The amendments in the ASU should be applied retrospectively to all periods in which a balance sheet is presented, except for the amendment on roll forward information, which should be applied prospectively on an annual basis. In accordance with the new disclosure requirements, which we have adopted beginning January 1, 2023, we have included information regarding our key program terms and the amount outstanding that remains unpaid at period end as further described below.

FMC CORPORATION
Notes to Consolidated Financial Statements — (Continued)

We work with suppliers to optimize payment terms and conditions on accounts payable to improve working capital and cash flows. We offer to a select group of suppliers a voluntary Supply Chain Finance (“SCF”) program with a global financial institution. The suppliers, at their sole discretion, may sell their receivables to the financial institution based on terms negotiated between them. Our obligations to our suppliers are not impacted by our suppliers’ decisions to sell under these arrangements. Obligations outstanding under this program are recorded within "Accounts payable, trade and other" in our condensed consolidated balance sheets and the associated payments are included in operating activities within our condensed consolidated statements of cash flows.

Our payment terms with our suppliers are consistent, regardless of whether a supplier participates in the program. We deem these terms to be commercially reasonable and consistent with the range of industry standards within their respective regions. Under the terms of the agreement, we do not pledge assets as security or make any other forms of guarantees.

FMC's outstanding obligations confirmed as valid under the SCF was \$71.9 million and \$307.5 million as of December 31, 2023 and 2022, respectively.

Note 3: Revenue Recognition
Disaggregation of revenue

We disaggregate revenue from contracts with customers by geographical areas and major product categories. We have three major agricultural product categories: insecticides, herbicides, and fungicides. Plant health, which includes biological products, is also included in the table below. The disaggregated revenue tables are shown below for the years ended December 31, 2023, 2022 and 2021.

The following table provides information about disaggregated revenue by major geographical region:

| (in Millions) | Year Ended December 31, | | |
|------------------------------|-------------------------|-------------------|-------------------|
| | 2023 | 2022 | 2021 |
| North America ⁽¹⁾ | \$ 1,204.8 | \$ 1,435.8 | \$ 1,117.2 |
| Latin America ⁽¹⁾ | 1,401.1 | 2,088.2 | 1,633.4 |
| Europe, Middle East & Africa | 899.2 | 1,039.7 | 1,040.0 |
| Asia | 981.7 | 1,238.6 | 1,254.6 |
| Total Revenue | \$ 4,486.8 | \$ 5,802.3 | \$ 5,045.2 |

(1) Countries with sales in excess of 10 percent of consolidated revenue consisted of the U.S. and Brazil. Sales for the years ended December 31 2023, 2022, and 2021 for the U.S. totaled \$978.1 million, \$1,288.8 million and \$1,018.1 million, respectively, and for Brazil totaled \$1,017.3 million, \$1,621.1 million and \$1,224.4 million, respectively.

The following table provides information about disaggregated revenue by major product category:

| (in Millions) | Year Ended December 31, | | |
|----------------------|-------------------------|-------------------|-------------------|
| | 2023 | 2022 | 2021 |
| Insecticides | \$ 2,639.4 | \$ 3,346.6 | \$ 3,020.0 |
| Herbicides | 1,278.4 | 1,651.6 | 1,375.3 |
| Fungicides | 317.6 | 383.9 | 325.5 |
| Plant Health | 186.9 | 234.1 | 216.8 |
| Other | 64.5 | 186.1 | 107.6 |
| Total Revenue | \$ 4,486.8 | \$ 5,802.3 | \$ 5,045.2 |

FMC CORPORATION**Notes to Consolidated Financial Statements — (Continued)**

We earn revenue from the sale of a wide range of products to a diversified base of customers around the world. We develop, market and sell all three major classes of crop protection chemicals (insecticides, herbicides and fungicides) as well as biologicals, crop nutrition, and seed treatment products, which we group as plant health. These products are used in agriculture to enhance crop yield and quality by controlling a broad spectrum of insects, weeds and disease, as well as in non-agricultural markets for pest control. The majority of our product lines consist of insecticides and herbicides, with a smaller portfolio of fungicides mainly used in high value crop segments. We are investing in plant health, which includes our growing biological products. Our insecticides are used to control a wide spectrum of pests, while our herbicide portfolio primarily targets a large variety of difficult-to-control weeds. Products in the other category include various agricultural products such as smaller classes of pesticides, growth promoters, and other miscellaneous revenue sources.

Sale of Goods

Revenue from product sales is recognized when (or as) we satisfy a performance obligation by transferring the promised goods to a customer, that is, when control of the good transfers to the customer. The customer is then invoiced at the agreed-upon price with payment terms generally ranging from 30 to 90 days, with some regions providing terms longer than 90 days. We do not typically give payment terms that exceed 360 days; however, in certain geographical regions such as Latin America, these terms may be given in limited circumstances. Additionally, a timing difference of over one year can exist between when products are delivered to the customer and when payment is received from the customer in these regions; however, the effect of these sales is not material to the financial statements as a whole. Furthermore, we have assessed the circumstances and arrangements in these regions and determined that the contracts with these customers do not contain a significant financing component.

In determining when the control of goods is transferred, we typically assess, among other things, the transfer of risk and title and the shipping terms of the contract. The transfer of title and risk typically occurs either upon shipment to the customer or upon receipt by the customer. As such, we typically recognize revenue when goods are shipped based on the relevant Incoterm for the product order, or in some regions, when delivery to the customer's requested destination has occurred. When we perform shipping and handling activities after the transfer of control to the customer (e.g., when control transfers prior to delivery), they are considered as fulfillment activities, and accordingly, the costs are accrued for when the related revenue is recognized. For FOB shipping point terms, revenue is recognized at the time of shipment since the customer gains control at this point in time.

We record amounts billed for shipping and handling fees as revenue. Costs incurred for shipping and handling are recorded as costs of sales and services. Amounts billed for sales and use taxes, value-added taxes, and certain excise and other specific transactional taxes imposed on revenue-producing transactions are presented on a net basis and excluded from sales in the consolidated income statements. We record a liability until remitted to the respective taxing authority.

Sales Incentives and Other Variable Considerations

As a part of our customary business practice, we offer a number of sales incentives to our customers including volume discounts, retailer incentives, and prepayment options. The variable considerations given can differ by products, support levels and other eligibility criteria. For all such contracts that include any variable consideration, we estimate the amount of variable consideration that should be included in the transaction price utilizing either the expected value method or the most likely amount method depending on the nature of the variable consideration. Variable consideration is included in the transaction price if, in our judgment, it is probable that a significant future reversal of cumulative revenue under the contract will not occur. Although determining the transaction price for these considerations requires significant judgment, we have significant historical experience with incentives provided to customers and estimate the expected consideration considering historical patterns of incentive payouts. These estimates are reassessed each reporting period as required.

In addition to the variable considerations described above, in certain instances, we may require our customers to meet certain volume thresholds within their contract term. We estimate what amount of variable consideration should be included in the transaction price at contract inception and continually reassess this estimation each reporting period to determine situations when the minimum volume thresholds will not be met.

Right of Return

We extend an assurance warranty offering customers a right of refund or exchange in case delivered product does not conform to specifications. Additionally, in certain regions and arrangements, we may offer a right of return for a specified period. Both instances are accounted for as a right of return and transaction price is adjusted for an estimate of expected returns. Replacement products are accounted for under the warranty guidance if the customer exchanges one product for another of the same kind, quality, and price. We have significant experience with historical return patterns and use this experience to include returns in the estimate of transaction price.

FMC CORPORATION**Notes to Consolidated Financial Statements — (Continued)****Contract Asset and Contract Liability Balances**

We satisfy our obligations by transferring goods and services in exchange for consideration from customers. The timing of performance sometimes differs from the timing the associated consideration is received from the customer, thus resulting in the recognition of a contract asset or contract liability. We recognize a contract liability if the customer's payment of consideration is received prior to completion of our related performance obligation.

The following table presents the opening and closing balances of our receivables, net of allowances and contract liabilities from contracts with customers:

| (in Millions) | Balance as of December 31, 2022 | Balance as of December 31, 2023 | Increase (Decrease) |
|--|------------------------------------|------------------------------------|---------------------|
| Receivables from contracts with customers, net of allowances | \$ 2,932.2 | \$ 2,722.7 | \$ (209.5) |
| Contract liabilities: Advance payments from customers | 680.5 | 482.1 | (198.4) |

The amount of revenue recognized in the year ended December 31, 2023 that was included in the opening contract liability balance was \$680.5 million.

The balance of receivables from contracts with customers listed in the table above include both current trade receivables and long-term receivables, net of allowance for doubtful accounts. The allowance for receivables represents our best estimate of the probable losses associated with potential customer defaults. We determine the allowance based on historical experience, current collection trends, and external business factors such as economic factors, including regional bankruptcy rates, and political factors. The change in allowance for doubtful accounts for both current trade receivables and long-term receivables for any period is representative of the impairment or the write-off of receivables. Refer to Note 9 to the consolidated financial statements included within this Form 10-K for further information.

We periodically enter into prepayment arrangements with customers and receive advance payments for product to be delivered in future periods. Prepayment terms are extended to customers/distributors in order to capitalize on surplus cash with growers. Growers receive bulk payments for their produce, which they leverage to buy our products from distributors through prepayment options. This in turn creates opportunity for distributors to make large prepayments to us for securing the future supply of products to be sold to growers. Prepayments are typically received in the fourth quarter of the fiscal year, and are for the following marketing year indicating that the time difference between prepayment and performance of corresponding performance obligations does not exceed one year.

We recognize these prepayments as a liability under "Advance payments from customers" on the consolidated balance sheets when they are received. Revenue associated with advance payments is recognized as shipments are made and transfer of control to the customer takes place. Advance payments from customers was \$482.1 million as of December 31, 2023 and \$680.5 million as of December 31, 2022.

Performance Obligations

At contract inception, we assess the goods and services promised in our contracts with customers and identify a performance obligation for each promise to transfer a good or service (or bundle of goods or services) that is distinct. To identify the performance obligations, we consider all the goods or services promised in the contract, whether explicitly stated or implied based on customary business practices. Based on our evaluation, we have determined that our current contracts do not contain more than one performance obligation. Revenue is recognized when (or as) the performance obligation is satisfied, which is when the customer obtains control of the good or service.

Periodically, we may enter into contracts with customers which require them to submit a forecast of non-binding purchase obligations to us. These forecasts are typically provided by the customer to us in good faith, and there are no penalties or obligations if the forecasts are not met. Accordingly, we have determined that these are optional purchases and do not represent material rights and are not considered as unsatisfied (or partially satisfied) performance obligations for the purposes of this disclosure.

In separate and less common circumstances, we may have contracts with customers which have binding purchase requirements for just one quarter of their annual forecasts. Additionally, as noted in the Contract Liabilities section above, we periodically enter into agricultural prepayment arrangements with customers, and receive advance payments for product to be delivered in future periods within one year. We have elected not to disclose the aggregate amount of the transaction price allocated to remaining performance obligations for these two types of contracts as they have an expected duration of one year or less and the revenue is expected to be recognized within the next year.

Other Arrangements*Data Licensing*

We sometimes grant to third parties a license and right to rely upon pesticide regulatory data filed with government agencies. Such licenses allow a licensee to cite and rely upon our data in connection with the licensee's application for pesticide registrations as required by law; these licenses can be granted through contract or through a mandatory statutory license, depending on circumstances. In the most common occurrence, when a license is embedded in a contract for supply of pesticide active ingredient from us to the licensee, the license grant is not considered as distinct from other promised goods or services. Accordingly, all promises are treated as a single performance obligation and revenue is recognized at a point when the control of the pesticide products is transferred to the licensee-customer. In the less frequent occurrence, when the license and right to use data is granted without a supply contract, we account for the revenue attributable to the data license as a performance obligation satisfied at a single point in time and recognize revenue on the effective date of such contract. Finally, in those circumstance of mandatory data licensing by statute, such as under U.S. pesticide law, we recognize the data compensation upon the effective date of the data compensation settlement agreement. Payment terms for these arrangements may vary by contract.

Service Arrangements

In limited cases, we engage in providing certain tolling services, such as filling and packing services using raw and packing materials supplied by the customer. Depending on the nature of the tolling services, we determine the appropriate method of satisfaction of the performance obligation, which may be the input or output method. Compared to other goods and services provided by us, service arrangements do not represent a significant portion of sales each year. Payment terms for service arrangements may vary by contract; however, payment is typically due within 30 days of the invoice date.

Practical Expedients and Exemptions

We have elected the following practical expedients following the adoption of ASC 606:

- a. Costs of obtaining a contract:* FMC incurs certain costs such as sales commissions which are incremental to obtaining the contract. We have taken the practical expedient of expensing such costs to obtain a contract, as and when they are incurred, as their expected amortization period is one year or less.
- b. Significant financing component:* We elected not to adjust the promised amount of consideration for the effects of a significant financing component if FMC expects, at contract inception, that the period between the transfer of a promised good or service to a customer and when the customer pays for that good or service will be one year or less.
- c. Remaining performance obligations:* We elected not to disclose the aggregate amount of the transaction price allocated to remaining performance obligations for its contracts that are one year or less, as the revenue is expected to be recognized within one year. Additionally, we have elected not to disclose information about variable considerations for remaining, wholly unsatisfied performance obligations for which the criteria in paragraph 606-10-32-40 have been met.
- d. Shipping and handling costs:* We elected to account for shipping and handling activities that occur after the customer has obtained control of a good as fulfillment activities (i.e., an expense) rather than as a promised service.
- e. Measurement of transaction price:* We have elected to exclude from the measurement of transaction price all taxes assessed by a governmental authority that are both imposed on and concurrent with a specific revenue-producing transaction and collected by us from a customer.

Note 4: Acquisitions

On June 29, 2022 we announced a definitive agreement to acquire BioPhero ApS ("BioPhero"), a Denmark-based pheromone research and production company. The acquisition adds state-of-the-art biologically produced pheromone insect control technology to our product portfolio and R&D pipeline, underscoring our role as a leader in delivering innovative and sustainable crop protection solutions.

The purchase price of approximately \$193 million was primarily paid at closing on July 19, 2022. The acquisition, which was accounted for as a business combination, includes all of BioPhero's technology, IP, supply agreements, employees and net assets of the business.

FMC CORPORATION
Notes to Consolidated Financial Statements — (Continued)

Purchase Price Allocation

The allocation of the purchase price to the assets acquired and liabilities assumed, including the residual amount allocated to goodwill, is considered complete. The allocation was subject to change within the measurement period (up to one year from the acquisition date) if additional information concerning final asset and liability valuations was obtained. There were no adjustments to the initial purchase price allocation during the measurement period.

The following table summarizes the consideration paid for the BioPhero acquisition and the amounts of the assets acquired and liabilities assumed.

| Purchase Price Allocation | |
|---|-----------------|
| (in Millions) | |
| Fair Value of Assets Acquired | |
| Cash | \$ 10.0 |
| Intangible assets | |
| Developed Technology ⁽¹⁾ | 66.3 |
| In-process research & development | 10.5 |
| Goodwill | 130.7 |
| Other Assets | 3.4 |
| Total Assets | \$ 220.9 |
| Fair Value of Liabilities Assumed | |
| Deferred income tax liabilities | \$ 16.6 |
| Other Liabilities | 1.1 |
| Total Liabilities | 17.7 |
| Net Assets | \$ 203.2 |
| Total Purchase Consideration: | |
| | Amount |
| Cash purchase price, net of acquired cash | \$ 193.2 |

(1) Expected life is 15 years and will be amortized based on the pattern of economic benefit

Note 5: Goodwill and Intangible Assets

The changes in the carrying amount of goodwill for the years ended December 31, 2023 and 2022 are presented in the table below:

| (in Millions) | Total |
|--|-------------------|
| Balance, December 31, 2021 | \$ 1,463.3 |
| Acquisitions (See Note 4) | 130.7 |
| Foreign currency and other adjustments | (4.7) |
| Balance, December 31, 2022 | \$ 1,589.3 |
| Foreign currency and other adjustments | 4.3 |
| Balance, December 31, 2023 | \$ 1,593.6 |

Our fiscal year 2023 annual goodwill and indefinite life impairment test was performed during the third quarter ended September 30, 2023. We determined no goodwill impairment existed and that the fair value was substantially in excess of the carrying value. Additionally, no indefinite-lived asset impairment existed and the estimated fair values also exceeded the carrying value for each of our indefinite-lived intangible assets.

FMC CORPORATION
Notes to Consolidated Financial Statements — (Continued)

Our intangible assets, other than goodwill, consist of the following:

| (in Millions) | Weighted avg. useful life remaining at December 31, 2023 | December 31, 2023 | | | December 31, 2022 | | |
|--|--|-------------------|--------------------------|-------------------|-------------------|--------------------------|-------------------|
| | | Gross | Accumulated Amortization | Net | Gross | Accumulated Amortization | Net |
| Intangible assets subject to amortization (finite life) | | | | | | | |
| Customer relationships | 13 years | \$ 1,136.7 | \$ (414.2) | \$ 722.5 | \$ 1,127.9 | \$ (351.3) | \$ 776.6 |
| Patents | 4 years | 1.8 | (1.6) | 0.2 | 1.7 | (1.4) | 0.3 |
| Brands ⁽¹⁾ | 9 years | 49.3 | (12.9) | 36.4 | 16.1 | (10.6) | 5.5 |
| Purchased and licensed technologies | 12 years | 131.1 | (46.2) | 84.9 | 128.4 | (42.9) | 85.5 |
| Other intangibles | 8 years | 2.3 | (1.8) | 0.5 | 1.8 | (1.7) | 0.1 |
| | | <u>\$ 1,321.2</u> | <u>\$ (476.7)</u> | <u>\$ 844.5</u> | <u>\$ 1,275.9</u> | <u>\$ (407.9)</u> | <u>\$ 868.0</u> |
| Intangible assets not subject to amortization (indefinite life) | | | | | | | |
| Crop Protection Brands ⁽²⁾ | | \$ 1,259.0 | | \$ 1,259.0 | \$ 1,259.0 | | \$ 1,259.0 |
| Brands ⁽¹⁾ | | 350.3 | | 350.3 | 370.1 | | 370.1 |
| In-process research and development | | 11.3 | | 11.3 | 11.0 | | 11.0 |
| | | <u>\$ 1,620.6</u> | | <u>\$ 1,620.6</u> | <u>\$ 1,640.1</u> | | <u>\$ 1,640.1</u> |
| Total intangible assets | | <u>\$ 2,941.8</u> | <u>\$ (476.7)</u> | <u>\$ 2,465.1</u> | <u>\$ 2,916.0</u> | <u>\$ (407.9)</u> | <u>\$ 2,508.1</u> |

(1) Represents trademarks, trade names and know-how.

(2) Represents proprietary brand portfolios, consisting of trademarks, trade names and know-how, of our crop protection brands.

| (in Millions) | Year Ended December 31, | | |
|----------------------|-------------------------|---------|---------|
| | 2023 | 2022 | 2021 |
| Amortization expense | \$ 64.3 | \$ 60.6 | \$ 62.7 |

The estimated pre-tax amortization expense for each of the five years ending December 31, 2024 to 2028 is \$63.7 million, \$67.9 million, \$69.9 million, \$69.5 million, and \$69.8 million, respectively.

Note 6: Inventories

Inventories consisted of the following:

| (in Millions) | December 31, | |
|-----------------------------------|-------------------|-------------------|
| | 2023 | 2022 |
| Finished goods | \$ 643.8 | \$ 577.5 |
| Work in process | 732.2 | 807.4 |
| Raw materials, supplies and other | 348.6 | 266.7 |
| Net inventories | <u>\$ 1,724.6</u> | <u>\$ 1,651.6</u> |

All inventories are determined on a first-in, first-out ("FIFO") basis.

FMC CORPORATION
Notes to Consolidated Financial Statements — (Continued)
Note 7: Property, Plant and Equipment

Property, plant and equipment consisted of the following:

| (in Millions) | December 31, | |
|---|-------------------|-------------------|
| | 2023 | 2022 |
| Land and land improvements | \$ 98.1 | \$ 103.6 |
| Buildings and building equipment | 540.0 | 522.9 |
| Machinery and equipment | 717.2 | 613.1 |
| Construction in progress | 204.5 | 175.9 |
| Total cost | \$ 1,559.8 | \$ 1,415.5 |
| Accumulated depreciation | (667.3) | (565.9) |
| Property, plant and equipment, net | \$ 892.5 | \$ 849.6 |

Depreciation expense was \$73.5 million, \$71.1 million, and \$70.8 million in 2023, 2022 and 2021, respectively.

Note 8: Restructuring and Other Charges (Income)

The following table shows total restructuring and other charges (income) included in the respective line items of the consolidated statements of income (loss):

| (in Millions) | Year Ended December 31, | | |
|---|-------------------------|----------------|-----------------|
| | 2023 | 2022 | 2021 |
| Restructuring charges (income) | \$ 48.4 | \$ (26.1) | \$ 41.1 |
| Other charges (income), net | 163.9 | 119.2 | 66.9 |
| Total restructuring and other charges (income) | \$ 212.3 | \$ 93.1 | \$ 108.0 |

Restructuring charges (income)

| (in Millions) | Severance and Employee Benefits | Other Charges (Income) ⁽¹⁾ | Asset Disposal Charges ⁽²⁾ | Total |
|-------------------------------------|------------------------------------|--|--|------------------|
| Project Focus | \$ 40.1 | \$ 5.4 | \$ — | \$ 45.5 |
| DuPont Crop restructuring | — | (8.1) | 2.8 | (5.3) |
| Other items | 6.9 | 1.3 | — | 8.2 |
| Year ended December 31, 2023 | \$ 47.0 | \$ (1.4) | \$ 2.8 | \$ 48.4 |
| DuPont Crop restructuring | \$ — | \$ (49.9) | \$ 1.2 | \$ (48.7) |
| Regional realignment | 3.8 | 4.1 | — | 7.9 |
| Other items | 2.1 | 2.6 | 10.0 | 14.7 |
| Year ended December 31, 2022 | \$ 5.9 | \$ (43.2) | \$ 11.2 | \$ (26.1) |
| DuPont Crop restructuring | \$ 1.2 | \$ 4.5 | \$ 11.0 | \$ 16.7 |
| Regional realignment | 5.5 | 5.3 | 0.2 | 11.0 |
| Other items | 6.0 | 0.5 | 6.9 | 13.4 |
| Year ended December 31, 2021 | \$ 12.7 | \$ 10.3 | \$ 18.1 | \$ 41.1 |

FMC CORPORATION

Notes to Consolidated Financial Statements — (Continued)

- (1) Primarily represents third-party costs associated with miscellaneous restructuring activities, including third-party costs. Other income, if applicable, primarily represents favorable developments on previously recorded exit costs and recoveries associated with restructuring. The years ended December 31, 2023 and 2022 includes the recognition of a gain for land disposition, described below.
- (2) Primarily represents asset write-offs (recoveries), and accelerated depreciation and impairment charges on long-lived assets, which were or are to be abandoned. To the extent incurred, the acceleration effect of re-estimating settlement dates and revised cost estimates associated with asset retirement obligations due to facility shutdowns, are also included within the asset disposal charges.

Project Focus

In response to the unprecedented downturn in the global crop protection market that resulted in severe channel destocking, which has materially impacted volumes in 2023, we initiated a global restructuring plan, referred to as "Project Focus." This program is designed to right-size our cost base and optimize our footprint and organizational structure with a focus on driving significant cost improvement and productivity. We expect to fully implement the plan by the end of 2025.

We currently expect to incur pre-tax restructuring charges in the range of approximately \$180 to \$215 million, including but not limited to employee severance and related benefit costs, asset write-off charges, and consulting and other professional service fees. We may incur additional asset write-off charges, inventory and other working capital charges, primarily associated with the liquidation of excess inventory in select markets, relocation charges, and contract termination charges in connection with Project Focus and will provide an estimate of charges when known.

For the year ended December 31, 2023, we have incurred \$40.1 million in severance charges related to a voluntary separation program in select jurisdictions and workforce reduction actions in our Brazil business as well as \$5.4 million of provider costs. The charges incurred during 2023 are included in the total estimated range for Project Focus discussed above. The remaining amounts will be reflected in our consolidated results of operations as they become probable and estimable in accordance with the relevant accounting guidance.

DuPont Crop Restructuring

On November 1, 2017, we acquired the DuPont Crop Protection Business. We completed the integration of the DuPont Crop Protection Business in 2020 except for the completion of certain in-flight initiatives including restructuring program efforts. For the year ended December 31, 2023, we recognized income of \$5.3 million, which primarily relates to the gain recorded for the disposition of land discussed further below. For the year ended December 31, 2022 we recognized income of \$48.7 million, which primarily reflects the gain recorded in the fourth quarter on the disposition of a manufacturing site, slightly offset by other restructuring charges. For the year ended December 31, 2021 we incurred restructuring charges of \$16.7 million, which primarily represented severance and other employee related costs as well as accelerated depreciation on fixed assets for the planned exit of certain facilities.

During December 2022, we finalized a land transfer agreement with the Shanghai Municipal People's Government. Under the terms of the agreement, we relinquished control of a previously shutdown manufacturing facility that was acquired as part of the DuPont Crop Protection Business and that had been operating under a state-owned land use certificate. Previous shutdown charges associated with closing this plant were included in "Restructuring and other charges ("income)". As part of the land transfer, we received cash proceeds of \$5.8 million in 2023 and \$50.5 million in 2022 for the disposition of land as well as a recognition of a gain in the same amount that was also included in the "Restructuring and other charges ("income")" line item.

Restructuring charges associated with the DuPont program are complete and any future charges are not expected to be material.

FMC CORPORATION
Notes to Consolidated Financial Statements — (Continued)
Roll forward of restructuring reserves

The following table shows a roll forward of restructuring reserves that will result in cash spending. These amounts exclude asset retirement obligations:

| (in Millions) | Balance at 12/31/21 | Change in reserves ⁽⁵⁾ | Cash payments | Other ⁽⁶⁾ | Balance at 12/31/22 ⁽⁷⁾ | Change in reserves ⁽⁵⁾ | Cash payments | Other ⁽⁶⁾ | Balance at 12/31/23 ⁽⁷⁾ |
|--|------------------------|--------------------------------------|------------------|----------------------|---------------------------------------|--------------------------------------|------------------|----------------------|---------------------------------------|
| DuPont Crop restructuring ⁽¹⁾ | \$ 8.6 | \$ 0.6 | \$ (4.7) | \$ 0.5 | \$ 5.0 | \$ — | \$ (1.0) | \$ (0.1) | \$ 3.9 |
| Regional realignment ⁽²⁾ | 4.0 | 7.9 | (9.3) | 0.4 | 3.0 | — | (2.2) | — | 0.8 |
| Project Focus ⁽³⁾ | — | — | — | — | — | 45.5 | (2.4) | — | 43.1 |
| Other workforce related and facility shutdowns ⁽⁴⁾ | 2.3 | 4.7 | (4.2) | (0.2) | 2.6 | 9.9 | (10.3) | 0.4 | 2.6 |
| Total | \$ 14.9 | \$ 13.2 | \$ (18.2) | \$ 0.7 | \$ 10.6 | \$ 55.4 | \$ (15.9) | \$ 0.3 | \$ 50.4 |

(1) Primarily consists of real estate exit costs and severance associated with DuPont Crop restructuring activities.

(2) Primarily consists of severance and employee relocation costs as well as other costs associated with the relocation of our European headquarters and the consolidation of our Asia Pacific operations into a single regional headquarters in Singapore.

(3) Relates to the global restructuring plan initiated in 2023 and primarily consists of severance charges related to a voluntary separation program in select jurisdictions as well as workforce reduction actions in our Brazil business.

(4) Primarily severance costs related to workforce reductions and facility shutdowns.

(5) Primarily other miscellaneous exit costs. The accelerated depreciation and impairment charges associated with these restructurings that have impacted our property, plant and equipment or intangible balances are not included in this table.

(6) Primarily foreign currency translation adjustments.

(7) Included in "Accrued and other liabilities" and "Other long-term liabilities" on the consolidated balance sheets.

Other charges (income), net

| (in Millions) | Year Ended December 31, | | |
|------------------------------------|-------------------------|-----------------|----------------|
| | 2023 | 2022 | 2021 |
| Environmental charges, net | \$ 66.9 | \$ 34.7 | \$ 27.1 |
| Exit from Russian Operations | — | 76.8 | — |
| Currency related matters | 75.2 | — | — |
| IPR&D asset acquisition charges | 13.0 | — | — |
| Other items, net | 8.8 | 7.7 | 39.8 |
| Other charges (income), net | \$ 163.9 | \$ 119.2 | \$ 66.9 |

Environmental charges, net

Environmental charges represent the net charges associated with environmental remediation at continuing operating sites. Environmental obligations for continuing operations primarily represent obligations at shut down or abandoned facilities within businesses that do not meet the criteria for presentation as discontinued operations.

Exit from Russian Operations

As the Russia-Ukraine war continues, our values as a company as well as the sanctions imposed on, and cross-sanctions imposed and announced by, the Russian Federation led us to cease operations and business in Russia. This decision was made in mid-April of 2022 when we concluded that it was not sustainable to continue operations. As a result of this decision, we recorded a charge of approximately \$76.8 million during the twelve months ended December 31, 2022. The charge primarily consists of noncash asset write offs, mainly working capital as well as the value of a packaging and formulation facility. This charge included approximately \$7 million of cash that was stranded and not accessible to us.

Currency related matters

During the twelve months ended December 31, 2023, we incurred \$101.0 million in currency related charges driven by specific events in Argentina, and to a lesser extent, Pakistan. These charges relate primarily from the recent and substantial actions implemented by the Argentine Government during the fourth quarter of 2023.

FMC CORPORATION

Notes to Consolidated Financial Statements — (Continued)

On December 12th, 2023, Argentina's Economy Minister announced emergency measures which included an increase in the official exchange rate to an average of 800 Argentine Pesos per USD. The devaluation of the currency by over 50% resulted in \$63.4 million in losses related to the remeasurement of our monetary net assets. Additionally, we incurred \$4.9 million in remeasurement losses during the third quarter of 2023 following similar devaluation actions taken by the government during that period. The combined \$68.3 million in losses have been recorded as part of our Restructuring and Other Charges (Income) line item within our Consolidated Statements of Income (Loss).

Second, in combination with the devaluation actions, the government enacted two new decrees which expanded the scope of certain tax and foreign exchange measures under the Impuesto PAIS tax, "PAIS". The first decree extends the application of the PAIS tax to include foreign denominated payments related to the imports of goods and services. The second decree substantially increased the rates applicable to these operations. The application of the tax became effective immediately and was applied retrospectively to import activity that will ultimately be settled in a currency other than Argentina Pesos. As a result of the initial period adoption, we recognized a charge of \$25.8 million. Due to the nature of the tax, the charge has been recorded as part of Cost of Sales and Services within our Consolidated Statements of Income (Loss). Based on this classification, this activity is excluded from the table above.

The twelve months ended December 31, 2023, also includes a \$6.9 million remeasurement charge resulting from the significant currency depreciation of the Pakistani Rupee during the first quarter of 2023. On January 25, 2023, the Pakistani Rupee experienced its largest single day drop against the US dollar in over two decades following the removal of the USD-PKR exchange cap in place on the country's currency. This action, combined with the decision by Pakistan's central bank to raise interest rates to record highs during the quarter, resulted in the immediate and significant devaluation of the Pakistani Rupee. These losses have been recorded as part of our Restructuring and Other Charges (Income) line item within our Consolidated Statements of Income (Loss).

IPR&D asset acquisition charges

During the third quarter of 2023, we finalized a development agreement which will bring to market a new herbicide active ingredient used to control weeds in rice. As part of the agreement, FMC acquired a data set that includes studies and technical research that will be used to support the development of formulations and product registrations. Acquired in-process research and development assets are expensed as incurred and included as a component of "Restructuring and other charges (income)" on the consolidated statements of income (loss).

Note 9: Receivables

The following table displays a roll forward of the allowance for doubtful trade receivables.

| <i>(in Millions)</i> | |
|--|----------------|
| Balance, December 31, 2021 | \$ 37.4 |
| Additions — charged (credited) to expense | 0.7 |
| Transfer from (to) allowance for credit losses (see below) | 0.5 |
| Net recoveries, write-offs and other | (4.7) |
| Balance, December 31, 2022 | \$ 33.9 |
| Additions — charged (credited) to expense | 4.7 |
| Transfer from (to) allowance for credit losses (see below) | (1.5) |
| Net recoveries, write-offs and other | (8.0) |
| Balance, December 31, 2023 | \$ 29.1 |

We have non-current receivables that represent long-term customer receivable balances related to past due accounts which are not expected to be collected within the current year. The net long-term customer receivables were \$19.5 million as of December 31, 2023. These long-term customer receivable balances and the corresponding allowance are included in "Other assets including long-term receivables, net" on the consolidated balance sheets.

FMC CORPORATION**Notes to Consolidated Financial Statements — (Continued)**

A portion of these long-term receivables have payment contracts. We have no reason to believe payments will not be made based upon the credit quality of these customers. Additionally, we also hold significant collateral against these customers including rights to property or other assets as a form of credit guarantee. If the customer does not pay or gives indication that they will not pay, these guarantees allow us to start legal action to block the sale of the customer's harvest. On an ongoing basis, we continue to evaluate the credit quality of our non-current receivables using aging of receivables, collection experience and write-offs, as well as evaluating existing economic conditions, to determine if an additional allowance is necessary.

The following table displays a roll forward of the allowance for credit losses related to long-term customer receivables.

| (in Millions) | |
|--|----------------|
| Balance, December 31, 2021 | \$ 27.7 |
| Additions — charged (credited) to expense | (1.2) |
| Transfer from (to) allowance for doubtful accounts (see above) | (0.5) |
| Foreign currency adjustments | 8.1 |
| Net recoveries, write-offs and other | 10.4 |
| Balance, December 31, 2022 | \$ 44.5 |
| Additions — charged (credited) to expense | 1.6 |
| Transfer from (to) allowance for doubtful accounts (see above) | 1.5 |
| Foreign currency adjustments | 0.8 |
| Net recoveries, write-offs and other | (21.3) |
| Balance, December 31, 2023 | \$ 27.1 |

Receivables Securitization Facility:

FMC entered into a trade receivables securitization program, primarily impacting our Brazilian operations during the third quarter of 2022. On a revolving basis, FMC may sell certain trade receivables into the facility in exchange for cash. A portion of the total receivables sold are deferred as an asset on our consolidated balance sheets representing FMC's beneficial interest in the securitization fund.

In all instances, the transferred financial assets are sold on a non-recourse basis and have met the true sale criteria under ASC Topic 860. FMC has surrendered control of the receivables and as a result they will no longer be recognized on the consolidated balance sheets. FMC may be engaged to serve as a special servicer for any delinquent receivables. In that capacity, we are entitled to market rate compensation for those services.

Cash receipts from the sale of trade receivables under the securitization arrangement, received at the time of sale, are classified as cash flows from operating activities. During 2022, approximately \$105 million of trade receivables were transferred to the fund. The approximate \$11 million charge associated with the transfer of these financial assets is included as a component within selling, general and administrative expense and recognized during the period ended December 31, 2022.

There were \$148.3 million in receivables sold under the securitization program during the period ended December 31, 2023. A \$11.9 million charge associated with the transfer of these financial assets is included as a component within selling, general and administrative expense during the period ended December 31, 2023.

As part of the initial funding, approximately \$19 million of the sale was retained by the investment fund and will be returned to FMC, including interest, at the maturity of the securitization. This asset is recorded within "Other assets including long-term receivables, net" on the consolidated balance sheets.

Other Receivable Factoring:

In addition to the above, we may sell trade receivables on a non-recourse basis to third-party financial institutions. These sales are normally driven by specific market conditions, including, but not limited to, foreign exchange environments, customer credit management, as well as other factors where the receivables may lay.

FMC CORPORATION
Notes to Consolidated Financial Statements — (Continued)

We account for these transactions as true sales and as a result they will no longer be recognized on the consolidated balance sheets because the agreements transfer effective control and risk related to the receivables to the buyers. The net cash proceeds received are presented within cash provided by operating activities within our consolidated statements of cash flows. The cost of factoring these accounts receivables is recorded as an expense within the consolidated statements of income (loss) and has been inconsequential during each reporting period. There was approximately \$155.0 million and \$58 million in non-recourse factoring during the year ended December 31, 2023 and 2022.

Note 10: Discontinued Operations

Our discontinued operations in our financial statements include adjustments to retained liabilities from previous discontinued operations. The primary liabilities retained include environmental liabilities, other postretirement benefit liabilities, self-insurance, long-term obligations related to legal proceedings and historical restructuring activities.

Our discontinued operations comprised the following:

| (in Millions) | Year Ended December 31, | | |
|--|-------------------------|------------------|------------------|
| | 2023 | 2022 | 2021 |
| Adjustment for workers' compensation, product liability, and other postretirement benefits and other, net of income tax benefit (expense) of \$(0.9) in 2023, \$(2.5) in 2022 and \$(10.2) in 2021 | \$ (3.0) | \$ (3.9) | \$ (8.3) |
| Provision for environmental liabilities, net of recoveries, net of income tax benefit (expense) of \$18.0 in 2023, \$13.8 in 2022, and \$8.2 in 2021 ⁽¹⁾⁽²⁾ | (65.6) | (53.8) | (29.7) |
| Provision for legal reserves and expenses, net of recoveries, net of income tax benefit (expense) of \$7.9 in 2023, \$10.5 in 2022, and \$12.2 in 2021 | (29.9) | (39.5) | (45.6) |
| Gain on sales of land, net of income tax benefit (expense) of zero in 2023, zero in 2022, and \$(4.1) in 2021 ⁽³⁾ | — | — | 15.4 |
| Discontinued operations, net of income taxes | \$ (98.5) | \$ (97.2) | \$ (68.2) |

- (1) The provision for the year ended December 31, 2023 includes a \$11.7 million charge resulting from a settlement agreement related to one of our foreign environmental remediation sites. The charge recorded adjusts the reserve to the anticipated payment amount. The agreement removes any future remediation obligations for the site.
- (2) See a roll forward of our environmental reserves as well as discussion on significant environmental issues that occurred during the year in Note 11 to the consolidated financial statements included within this Form 10-K.
- (3) This represents the gain on sale of land at various discontinued sites.

Reserves for Discontinued Operations, other than Environmental at December 31, 2023 and 2022

| (in Millions) | December 31, | |
|--|-----------------|-----------------|
| | 2023 | 2022 |
| Workers' compensation, product liability, and indemnification reserves | \$ 7.3 | \$ 8.0 |
| Postretirement medical and life insurance benefits reserve, net | 4.4 | 4.7 |
| Reserves for legal proceedings | 123.9 | 114.5 |
| Reserve for discontinued operations ⁽¹⁾ | \$ 135.6 | \$ 127.2 |

- (1) Included in "Other long-term liabilities" on the consolidated balance sheets. See Note 11 to the consolidated financial statements included within this Form 10-K on discontinued environmental reserves.

The discontinued postretirement medical and life insurance benefits liability equals the accumulated postretirement benefit obligation. Associated with this liability is a net pre-tax actuarial gain and prior service credit of \$2.2 million (\$1.0 million after-tax) and \$2.9 million (\$1.7 million after-tax) at December 31, 2023 and 2022, respectively.

Net spending in 2023, 2022 and 2021 was \$3.1 million, \$2.4 million and \$1.6 million, respectively, for workers' compensation, product liability and other claims; \$0.2 million, \$0.3 million and \$0.4 million, respectively, for other postretirement benefits; and \$28.3 million, \$27.9 million and \$19.0 million, respectively, related to reserves for legal proceedings associated with discontinued operations.

FMC CORPORATION**Notes to Consolidated Financial Statements — (Continued)****Note 11: Environmental Obligations**

We are subject to various federal, state, local and foreign environmental laws and regulations that govern emissions of air pollutants, discharges of water pollutants, and the manufacture, storage, handling and disposal of hazardous substances, hazardous wastes and other toxic materials and remediation of contaminated sites. We are also subject to liabilities arising under CERCLA and similar state laws that impose responsibility on persons who arranged for the disposal of hazardous substances, and on current and previous owners and operators of a facility for the clean-up of hazardous substances released from the facility into the environment. We are also subject to liabilities under the Resource Conservation and Recovery Act ("RCRA") and analogous state laws that require owners and operators of facilities that have treated, stored or disposed of hazardous waste pursuant to a RCRA permit to follow certain waste management practices and to clean up releases of hazardous substances into the environment associated with past or present practices. In addition, when deemed appropriate, we enter certain sites with potential liability into voluntary remediation compliance programs, which are also subject to guidelines that require owners and operators, current and previous, to clean up releases of hazardous substances into the environment associated with past or present practices.

Environmental liabilities consist of obligations relating to waste handling and the remediation and/or study of sites at which we are alleged to have released or disposed of hazardous substances. These sites include current operations, previously operated sites, and sites associated with discontinued operations. We have provided reserves for potential environmental obligations that we consider probable and for which a reasonable estimate of the obligation can be made. Accordingly, total reserves of \$601.8 million and \$543.1 million, respectively, before recoveries, existed at December 31, 2023 and 2022.

The estimated reasonably possible environmental loss contingencies, net of expected recoveries, exceed amounts accrued by approximately \$240 million at December 31, 2023. This reasonably possible estimate is based upon information available as of the date of the filing but the actual future losses may be higher given the uncertainties regarding the status of laws, regulations, enforcement policies, the impact of potentially responsible parties, technology and information related to individual sites.

Additionally, although potential environmental remediation expenditures in excess of the reserves and estimated loss contingencies could be significant, the impact on our future consolidated financial results is not subject to reasonable estimation due to numerous uncertainties concerning the nature and scope of possible contamination at many sites, identification of remediation alternatives under constantly changing requirements, selection of new and diverse clean-up technologies to meet compliance standards, the timing of potential expenditures and the allocation of costs among PRPs as well as other third parties. The liabilities arising from potential environmental obligations that have not been reserved for at this time may be material to any one quarter's or year's results of operations in the future. However, we believe any liability arising from such potential environmental obligations is not likely to have a material adverse effect on our liquidity or financial condition as it may be satisfied over many years.

FMC CORPORATION
Notes to Consolidated Financial Statements — (Continued)

The table below is a roll forward of our total environmental reserves, continuing and discontinued, from December 31, 2020 to December 31, 2023.

| (in Millions) | Operating and Discontinued Sites Total | |
|---|---|--------------|
| Total environmental reserves, net of recoveries at December 31, 2020 | \$ | 564.4 |
| <i>2021 Activity</i> | | |
| Provision | | 65.8 |
| Spending, net of recoveries | | (121.8) |
| Foreign currency translation adjustments | | (5.2) |
| Net Change | \$ | (61.2) |
| Total environmental reserves, net of recoveries at December 31, 2021 | \$ | 503.2 |
| <i>2022 Activity</i> | | |
| Provision | | 104.8 |
| Spending, net of recoveries | | (74.5) |
| Foreign currency translation adjustments | | (4.3) |
| Net Change | \$ | 26.0 |
| Total environmental reserves, net of recoveries at December 31, 2022 | \$ | 529.2 |
| <i>2023 Activity</i> | | |
| Provision | | 152.3 |
| Spending, net of recoveries | | (92.6) |
| Foreign currency translation adjustments and other adjustments | | 3.2 |
| Net Change | \$ | 62.9 |
| Total environmental reserves, net of recoveries at December 31, 2023 | \$ | 592.1 |

To ensure we are held responsible only for our equitable share of site remediation costs, we have initiated, and will continue to initiate, legal proceedings for contributions from other PRPs. At December 31, 2023 and 2022, we have recorded recoveries representing probable realization of claims against U.S. government agencies, insurance carriers and other third parties. Recoveries are recorded as either an offset to the "Environmental liabilities, continuing and discontinued" or as "Other assets including long-term receivables, net" on the consolidated balance sheets.

The table below is a roll forward of our total recorded recoveries from December 31, 2021 to December 31, 2023:

| (in Millions) | December 31, 2021 | Increase (Decrease) in Recoveries | Cash Received | December 31, 2022 | Increase (Decrease) in Recoveries | Cash Received | December 31, 2023 |
|--|----------------------|---|-----------------|----------------------|---|-----------------|----------------------|
| Environmental liabilities, continuing and discontinued | \$ 11.4 | \$ 2.5 | \$ — | \$ 13.9 | \$ (3.1) | \$ (1.1) | \$ 9.7 |
| Other assets ⁽¹⁾ | 4.5 | 2.5 | (0.6) | 6.4 | 2.1 | (3.6) | 4.9 |
| Total | \$ 15.9 | \$ 5.0 | \$ (0.6) | \$ 20.3 | \$ (1.0) | \$ (4.7) | \$ 14.6 |

(1) The amounts are included within "Prepaid and other current assets" and "Other assets including long-term receivables, net" on the consolidated balance sheets. See Note 22 to the consolidated financial statements included within this Form 10-K for more details.

FMC CORPORATION
Notes to Consolidated Financial Statements — (Continued)

The table below provides detail of current and long-term environmental reserves, continuing and discontinued.

| (in Millions) | December 31, | |
|---|-----------------|-----------------|
| | 2023 | 2022 |
| Environmental reserves, current, net of recoveries ⁽¹⁾ | \$ 97.4 | \$ 90.1 |
| Environmental reserves, long-term continuing and discontinued, net of recoveries ⁽²⁾ | 494.7 | 439.1 |
| Total environmental reserves, net of recoveries | \$ 592.1 | \$ 529.2 |

(1) These amounts are included within "Accrued and other liabilities" on the consolidated balance sheets.

(2) These amounts are included in "Environmental liabilities, continuing and discontinued" on the consolidated balance sheets.

Our net environmental provisions relate to costs for the continued remediation of both operating sites and for certain discontinued manufacturing operations from previous years. The net provisions are comprised as follows:

| (in Millions) | Year Ended December 31, | | |
|--|-------------------------|-----------------|----------------|
| | 2023 | 2022 | 2021 |
| Continuing operations ⁽¹⁾ | \$ 66.9 | \$ 34.7 | \$ 27.1 |
| Discontinued operations ⁽²⁾ | 83.6 | 67.6 | 37.9 |
| Net environmental provision | \$ 150.5 | \$ 102.3 | \$ 65.0 |

(1) Recorded as a component of "Restructuring and other charges (income)" on our consolidated statements of income. See Note 8 to the consolidated financial statements included within this Form 10-K. Environmental obligations for continuing operations primarily represent obligations at shut down or abandoned facilities within businesses that do not meet the criteria for presentation as discontinued operations.

(2) Recorded as a component of "Discontinued operations, net of income taxes" on our consolidated statements of income (loss). The year ended December 31, 2023 includes a \$11.7 million charge resulting from a settlement agreement with the other party involved at one of our foreign environmental remediation sites. See Note 10 to the consolidated financial statements included within this Form 10-K for further details.

On our consolidated balance sheets, the net environmental provisions affect assets and liabilities as follows:

| (in Millions) | Year Ended December 31, | | |
|---------------------------------------|-------------------------|-----------------|----------------|
| | 2023 | 2022 | 2021 |
| Environmental reserves ⁽¹⁾ | \$ 152.3 | \$ 104.8 | \$ 65.8 |
| Other assets ⁽²⁾ | (1.8) | (2.5) | (0.8) |
| Net environmental provision | \$ 150.5 | \$ 102.3 | \$ 65.0 |

(1) See above roll forward of our total environmental reserves as presented on our consolidated balance sheets.

(2) Represents certain environmental recoveries. See Note 22 to the consolidated financial statements included within this Form 10-K for details of "Other assets including long-term receivables, net" as presented on our consolidated balance sheets.

Significant Environmental Sites
Pocatello

From 1949 until 2001, we operated the world's largest elemental phosphorus plant in Power County, Idaho, just outside the city of Pocatello. Since the plant's closure, FMC has worked with the EPA, the State of Idaho, and the Shoshone-Bannock Tribes ("Tribes") to develop a proposed cleanup plan for the property. In September 2012, the EPA issued an Interim Record of Decision ("IROD") that is environmentally protective and that ensures the health and safety of both workers and the general public. Since the plant's closure, we have successfully decommissioned our Pocatello plant, completed closure of the RCRA ponds and formally requested that the EPA acknowledge completion of work under a June 1999 RCRA Consent Decree. Future remediation costs include completion of the IROD that addresses groundwater contamination and existing waste disposal areas on the Pocatello plant portion of the Eastern Michaud Flats Superfund Site. In June 2013, the EPA issued a Unilateral Administrative Order to us under which we will implement the IROD remedy. Our current reserves factor in the estimated costs associated with implementing the IROD. In addition to implementing the IROD, we continue to conduct work pursuant to

FMC CORPORATION**Notes to Consolidated Financial Statements — (Continued)**

CERCLA unilateral administrative orders to address air emissions from beneath the cap of several of the closed RCRA ponds. Actions also involve impacts of the Tribal Litigation discussed below.

The amount of the reserve for this site was \$82.9 million and \$75.8 million at December 31, 2023 and 2022, respectively. The reserve includes \$31.1 million at December 31, 2023 for the Pocatello Tribal Litigation as described below.

Annual Tribal Waste Permit Fee

After prolonged litigation with the Tribes concerning an annual \$1.5 million waste permit fee, we were ordered to pay this annual fee for the duration of time that waste material remains buried on site. Given that on-site waste burial is the approved remedy, this fee is presumptively without end.

Our reserves reflect this annual waste permit fee. In calculating the net present value of these future annual permit fees, we used a discount rate of 4.20%, which represents the appropriate risk-free rate. We believe that the application of this rate produces a result which approximates the amount that would hypothetically satisfy our liability in an arms-length transaction. Estimates for expenditures for 2023 and beyond are \$1.5 million in annual fees payable each year thereafter. The expected aggregate undiscounted amount related to this matter is \$75.0 million of which \$31.1 million, on a discounted basis, has been recognized in environmental liabilities on the balance sheet.

Middleport

Our Middleport, NY facility is currently a formulation and packaging plant that formerly manufactured arsenic-based and other products. As a result of past manufacturing operations and waste disposal practices at this facility, releases of hazardous substances have occurred at the site that have affected soil, sediment, surface water and groundwater at the facility's property and also in adjacent off-site areas. The impact of our discontinued operations was the subject of an Administrative Order on Consent entered into with the EPA and New York State Department of Environmental Conservation ("NYSDEC", and collectively with EPA, the "Agencies") in 1991, which was replaced by a New Order on Consent and Administrative Settlement with the NYSDEC, effective June 6, 2019 ("2019 Order"). Like the prior order, the 2019 Order requires us to (1) define the nature and extent of contamination caused by our historical plant operations, (2) take interim corrective measures and (3) evaluate Corrective Measure Alternatives ("CMA") for discrete contaminated areas, known as operable units ("OUs") of which there are 11.

We have defined the nature and extent of the contamination in certain areas, have constructed an engineered cover, taken certain closure actions regarding RCRA regulated surface water impoundments and are collecting and treating both surface water runoff and ground water. To date, we have evaluated and proposed CMAs for six of the 11 identified operable units.

Middleport Reserves

Our total reserve for the Middleport site is \$130.8 million and \$108.2 million at December 31, 2023 and 2022, respectively. FMC is in various stages of evaluating the remaining operable units. The reserve represents the estimated remediation costs for OUs 2,4 and 5 as well as our best estimate for remediation costs associated with the operable unit that comprises the southern portion of the tributary ("OU 6") plus the impact of inflation.

In 2023 and 2022, the Middleport site resulted in cash outflows of \$12.5 million and \$11.7 million respectively. In accordance with the 2019 Order, cash outflows will not exceed an average of \$10 million per year until the remediation is complete for activities associated with the 2019 Order.

Portland Harbor

FMC is listed as a PRP is the Portland Harbor Superfund Site ("Portland Harbor"), that consists of the river sediment and upland area of a 10 mile section of the Lower Willamette River in Portland, Oregon that runs through an industrialized area. Portland Harbor is listed on the federal government's National Priorities List ("NPL"). FMC formerly owned and operated a manufacturing site adjacent to this section of the river and has since sold its interest in this discontinued business.

FMC and several other parties have been sued by the Confederated Bands and Tribes of the Yakama Nation for reimbursement of cleanup costs and the costs of performing a natural damage assessment. Based on the information known to date, we are unable to develop a reasonable estimate of our potential exposure of loss at this time. We intend to defend this matter. In addition, the Portland Harbor Natural Resource Trustee Council ("Trustee Council"), composed of federal, state and tribal trustees, was formed in 2002 to develop and coordinate an assessment of injury to natural resources associated with the Portland Harbor Superfund Site, the restoration of injured natural resources associated with Portland Harbor, and pursue the recovery of natural resources damages associated with Portland Harbor. The Trustee Council has advised the Company that it intends to pursue litigation for the recovery of natural resources damages and of the costs of assessment. To date, no lawsuit has been filed by the Trustee Council against the Company.

FMC CORPORATION
Notes to Consolidated Financial Statements — (Continued)

On January 6, 2017, the EPA issued its ROD for Portland Harbor. On December 30, 2019, FMC and EPA entered into an Administrative Settlement Agreement and Order on Consent to perform the remedial design for the area at and around FMC's former operations. The cost of performing predesign investigation work and preparing the basis of design report is included in our reserves. Based on the current information available in the ROD as well as the large number of responsible parties for Portland Harbor, we are unable to develop a reasonable estimate of our potential exposure of loss for Portland Harbor at this time.

Currently, FMC and approximately 100 other parties are involved in a non-judicial allocation process to determine each party's respective share of the cleanup costs. The allocation process has been ongoing since November 2021 and a final report is expected to be issued in 2025 under the current schedule. We intend to continue defending this matter vigorously. Because of this uncertainty related to the cost of the remedy and the potential share allocable to FMC, we cannot say whether the ultimate resolution of our potential obligations at Portland Harbor will have a material adverse effect on our consolidated financial position, liquidity or results of operations. However, adverse results in the outcome of the allocation could have a material adverse effect on our consolidated financial position, results of operations in any one reporting period, or liquidity.

Other Potentially Responsible Party ("PRP") Sites

In addition to Portland Harbor, we have been named a PRP at 28 sites on the NPL, at which our potential liability has not yet been settled. We have received notice from the EPA or other regulatory agencies that we may be a PRP, or PRP equivalent, at other sites, including 46 sites at which we have determined that it is probable that we have an environmental liability for which we have recorded an estimate of our potential liability in the consolidated financial statements. At other sites, such as at a former phosphorus facility in Carteret, NJ, we are performing remedial investigation work under state regulatory programs but have not established reserves due to the inability to estimate potential liability at this time.

In cooperation with appropriate government agencies, we are currently participating in, or have participated in, an RI/FS, or equivalent, at most of the identified sites, with the status of each investigation varying from site to site. At certain sites, a RI/FS has only recently begun, providing limited information, if any, relating to cost estimates, timing, or the involvement of other PRPs; whereas, at other sites, the studies are complete, remedial action plans have been chosen, or a ROD has been issued.

Note 12: Income Taxes

Domestic and foreign components of income (loss) from continuing operations before income taxes are shown below:

| (in Millions) | Year Ended December 31, | | |
|---------------|-------------------------|-----------------|-----------------|
| | 2023 | 2022 | 2021 |
| Domestic | \$ (312.7) | \$ (89.6) | \$ (57.5) |
| Foreign | 612.9 | 1,073.5 | 955.3 |
| Total | \$ 300.2 | \$ 983.9 | \$ 897.8 |

The provision (benefit) for income taxes attributable to income (loss) from continuing operations consisted of:

| (in Millions) | Year Ended December 31, | | |
|-----------------------|-------------------------|------------------|----------------|
| | 2023 | 2022 | 2021 |
| Current: | | | |
| Federal | \$ 58.5 | \$ 45.7 | \$ (15.1) |
| Foreign | 113.9 | 152.1 | 96.6 |
| State | 1.1 | 0.1 | 0.4 |
| Total current | \$ 173.5 | \$ 197.9 | \$ 81.9 |
| Deferred: | | | |
| Federal | \$ (82.7) | \$ (28.6) | \$ 18.4 |
| Foreign | (1,212.0) | (27.4) | (7.1) |
| State | 1.9 | 3.3 | (0.7) |
| Total deferred | \$ (1,292.8) | \$ (52.7) | \$ 10.6 |
| Total | \$ (1,119.3) | \$ 145.2 | \$ 92.5 |

FMC CORPORATION
Notes to Consolidated Financial Statements — (Continued)

The effective income tax rate applicable to income from continuing operations before income taxes was different from the statutory U.S. federal income tax rate due to the factors listed in the following table:

| (in Millions) | Year Ended December 31, | | |
|---|-------------------------|-----------------|----------------|
| | 2023 | 2022 | 2021 |
| U.S. Federal statutory rate | \$ 63.0 | \$ 206.6 | \$ 188.6 |
| Foreign earnings subject to different tax rates ⁽¹⁾ | (130.7) | (152.7) | (182.4) |
| State and local income taxes, less federal income tax benefit | 2.5 | 5.5 | 7.6 |
| Research and development and miscellaneous tax credits ⁽²⁾ | (1,154.6) | (5.7) | (8.6) |
| Tax on dividends, deemed dividends, and GILTI ⁽³⁾ | 37.0 | 24.6 | 44.5 |
| Changes to unrecognized tax benefits | 10.5 | 10.5 | (28.7) |
| Nondeductible expenses | 9.3 | 19.6 | 11.5 |
| Change in valuation allowance ⁽⁴⁾ | 172.5 | 71.3 | 84.7 |
| Exchange gains and losses ⁽⁵⁾ | (18.4) | (12.0) | (8.6) |
| Other ⁽⁶⁾ | (110.4) | (22.5) | (16.1) |
| Total Tax Provision | \$ (1,119.3) | \$ 145.2 | \$ 92.5 |

- (1) A significant amount of our earnings is generated by our foreign subsidiaries (e.g., Singapore, Hong Kong, and Switzerland), which tax earnings at lower statutory rates than the United States federal statutory rate. Our future effective tax rates may be materially impacted by a future change in the composition of earnings from foreign and domestic tax jurisdictions.
- (2) The year ended December 31, 2023 is primarily related to ten-year nonrefundable tax credits granted to the Company's Swiss subsidiaries, as discussed further below.
- (3) The years ended December 31, 2023, 2022, and 2021 includes tax expense of \$25.5 million, \$17.8 million, and \$36.2 million, respectively, associated with the global intangible low-taxed income (GILTI) provisions.
- (4) The year ended December 31, 2023 is primarily related to the estimated portion of nonrefundable tax credits within our Swiss operations that are not expected to be utilized and net operating losses and other deferred tax assets within our Argentina operations, partially offset by the release of the valuation allowance within our Brazil operations, as described further below. The year ended December 31, 2022 is primarily related to net operating losses and other deferred tax assets within our Brazil and Argentina operations. The year ended December 31, 2021 is primarily related to net operating losses and other deferred tax assets within our Brazil and Luxembourg operations.
- (5) Includes the impact of transaction gains or losses on net monetary assets for which no corresponding tax expense or benefit is realized and the tax provision for statutory taxable gains or losses in foreign jurisdictions for which there is no corresponding amount in income before taxes.
- (6) The year ended December 31, 2023 includes a net decrease of approximately \$120 million related to adjustments of deferred tax balances in Singapore, Puerto Rico, and Switzerland. The year ended December 31, 2022 included a \$39.7 million decrease related to certain deferred tax liabilities as a result of the extension of our incentive tax rate in Puerto Rico. The year ended December 31, 2021 included a \$37.1 million decrease related to deferred tax liabilities associated with intercompany investments in foreign subsidiaries.

During the three months ended December 31, 2023, the Company's Swiss subsidiaries were granted ten-year tax incentives effective for 2023 and retroactively for 2021 and 2022. The tax incentives were awarded for the Company's commitment to invest in additional headcount and transfer significant intellectual property, which is planned for 2024, as well as commitment to establish a new global technology and innovation center in Switzerland. Specifically, the Company was awarded \$1,353 million in non-refundable tax credits available for use against Swiss cantonal income taxes. The tax credits are taxable for Swiss federal tax purposes, therefore we have provided a deferred tax liability of approximately \$204 million associated with future Swiss federal tax. Net deferred tax benefits of \$1,149 million and related valuation allowances of \$318 million were recorded during the three months ended December 31, 2023 to reflect the estimated net future reductions in tax of \$831 million associated with the incentives.

FMC CORPORATION

Notes to Consolidated Financial Statements — (Continued)

Historically, FMC's Brazil valuation allowance position was based on long-standing local transfer pricing rules, as well as certain material favorable permanent statutory tax deductions available to FMC Brazil as part of local tax law. During the three months ended June 30, 2023, Brazil passed legislation to conform to Organization for Economic Cooperation and Development ('OECD') transfer pricing rules effective in 2024. Conformity to OECD transfer pricing rules favorably impacts the statutory income level of FMC Brazil. In 2023, the Company continued to monitor its valuation allowance throughout the third and fourth quarters considering this law change. Further, on December 29, 2023, the Brazilian Government enacted new tax law that significantly limits FMC Brazil's ability to benefit in the future from the material favorable permanent statutory tax deductions previously available as part of local tax law. During the three months ended December 31, 2023, the Company released its FMC Brazil valuation allowance and recorded a tax benefit of approximately \$223 million.

Significant components of our deferred tax assets and liabilities were attributable to:

| (in Millions) | December 31, | |
|---|-------------------|-------------------|
| | 2023 | 2022 |
| Reserves for discontinued operations, environmental and restructuring | \$ 144.7 | \$ 121.4 |
| Accrued pension and other postretirement benefits | 9.8 | 9.6 |
| Capital loss, foreign tax and other credit carryforwards | 1,136.0 | 3.5 |
| Net operating loss carryforwards | 411.2 | 315.2 |
| Deferred expenditures capitalized for tax | 94.5 | 71.3 |
| Other accruals and reserves | 234.0 | 219.3 |
| Deferred tax assets | \$ 2,030.2 | \$ 740.3 |
| Valuation allowance, net | (588.4) | (457.6) |
| Deferred tax assets, net of valuation allowance | \$ 1,441.8 | \$ 282.7 |
| Intangibles, Property, plant and equipment, and Investments, net | 263.3 | 393.5 |
| Deferred tax liabilities | \$ 263.3 | \$ 393.5 |
| Net deferred tax assets (liabilities) | \$ 1,178.5 | \$ (110.8) |

We evaluate our deferred income taxes quarterly to determine if valuation allowances are required or should be adjusted. GAAP accounting guidance requires companies to assess whether valuation allowances should be established against deferred tax assets based on all available evidence, both positive and negative, using a "more likely than not" standard. In assessing the need for a valuation allowance, appropriate consideration is given to all positive and negative evidence related to the realization of deferred tax assets. This assessment considers, among other matters, the nature and severity of current and cumulative losses, forecasts of future profitability, the duration of statutory carryforward periods, and tax planning alternatives. We operate and derive income across multiple jurisdictions. As our business experiences changes in operating results across its geographic footprint, we may encounter losses in jurisdictions that have been historically profitable, and as a result might require additional valuation allowances to be recorded. We are committed to implementing tax planning actions, when deemed appropriate, in jurisdictions that experience losses in order to realize deferred tax assets prior to their expiration.

At December 31, 2023, we had net operating loss and tax credit carryforwards as follows: U.S. state net operating loss carryforwards of \$20.3 million (tax-effected) expiring in future tax years through 2042, foreign net operating loss carryforwards of \$390.9 million (tax-effected) expiring in various future years, and other tax credit carryforwards of \$1,136.0 million expiring in various future years through 2034.

During the third quarter of 2021, we changed our indefinite reinvestment assertion in connection with plans to repatriate cash in 2021 and subsequent years, contingent upon earnings from certain foreign subsidiaries, and recorded tax of \$1.6 million for the year ended December 31, 2021. Additional income taxes have not been provided for certain other remaining outside basis differences inherent in our investments in foreign subsidiaries because the investments and related unremitted earnings are essentially permanent in duration. Determining the amount of unrecognized deferred tax liability related to indefinitely reinvested earnings of our foreign subsidiaries is not practicable due to the complexity of the multi-jurisdictional tax environment in which we operate.

Uncertain Income Tax Positions

U.S. GAAP accounting guidance for uncertainty in income taxes prescribes a model for the recognition and measurement of a tax position taken or expected to be taken in a tax return, and provides guidance on derecognition, classification, interest and penalties, disclosure and transition.

FMC CORPORATION
Notes to Consolidated Financial Statements — (Continued)

We file income tax returns in the U.S. federal jurisdiction, and various states and foreign jurisdictions. The income tax returns for FMC entities taxable in the U.S. and significant foreign jurisdictions are open for examination and adjustment. As of December 31, 2023, the U.S. federal and state income tax returns are open for examination and adjustment for the years 2017 - 2023 and 2003 - 2023, respectively. Our significant foreign jurisdictions, which total 13, are open for examination and adjustment during varying periods from 2013 - 2023.

As of December 31, 2023, we had total unrecognized tax benefits of \$51.2 million, of which \$37.1 million would favorably impact the effective tax rate from continuing operations if recognized. As of December 31, 2022, we had total unrecognized tax benefits of \$46.1 million, of which \$29.5 million would favorably impact the effective tax rate if recognized. Interest and penalties related to unrecognized tax benefits are reported as a component of income tax expense. For the years ended December 31, 2023, 2022 and 2021, we had interest and penalties for a net expense (benefit) of \$4.3 million, \$2.6 million, and \$(4.5) million, respectively, in the consolidated statements of income (loss). As of December 31, 2023 and 2022, we have accrued interest and penalties in the consolidated balance sheets of \$16.3 million and \$12.0 million, respectively.

Due to the potential for resolution of federal, state, or foreign examinations, and the expiration of various jurisdictional statutes of limitation, it is reasonably possible that our liability for unrecognized tax benefits will decrease within the next 12 months by a range of \$7.1 million to \$27.1 million.

A reconciliation of the beginning and ending amount of unrecognized tax benefits is as follows:

| (in Millions) | December 31, | | |
|---|----------------|----------------|----------------|
| | 2023 | 2022 | 2021 |
| Balance at beginning of year | \$ 46.1 | \$ 41.9 | \$ 76.2 |
| Increases related to positions taken in the current year | 2.4 | 4.8 | 2.4 |
| Increases and decreases related to positions taken in prior years | 3.5 | 2.9 | (26.4) |
| Decreases related to lapse of statutes of limitations | (0.8) | (3.5) | (10.3) |
| Settlements during the current year | — | — | — |
| Decreases for tax positions on dispositions | — | — | — |
| Balance at end of year ⁽¹⁾ | \$ 51.2 | \$ 46.1 | \$ 41.9 |

(1) At December 31, 2023, 2022, and 2021 we recognized an offsetting non-current asset of \$12.9 million, \$12.8 million, and \$14.4 million respectively, relating to the indirect income tax benefits associated with specific uncertain tax positions presented above.

Note 13: Debt
Debt maturing within one year:

Debt maturing within one year consists of the following:

| (in Millions) | December 31, | |
|---|-----------------|-----------------|
| | 2023 | 2022 |
| Short-term foreign debt ⁽¹⁾ | \$ 98.0 | \$ 81.8 |
| Commercial paper ⁽²⁾ | 739.5 | 370.5 |
| Total short-term debt | \$ 837.5 | \$ 452.3 |
| Current portion of long-term debt | 96.5 | 88.5 |
| Total short-term debt and current portion of long-term debt ⁽³⁾ | \$ 934.0 | \$ 540.8 |

(1) At December 31, 2023, the average effective interest rate on the borrowings was 14.2 percent.

(2) At December 31, 2023, the average effective interest rate on the borrowings was 6.11 percent.

(3) Based on cash generated from operations, our existing liquidity facilities, which includes the revolving credit agreement with the option to increase capacity up to \$2.75 billion, and our continued access to debt capital markets, we have adequate liquidity to meet any of the company's debt obligations in the near term.

FMC CORPORATION

Notes to Consolidated Financial Statements — (Continued)

Long-term debt:

Long-term debt consists of the following:

| (in Millions) | December 31, 2023 | | December 31, | |
|--|--------------------------|---------------|-------------------|-------------------|
| | Interest Rate Percentage | Maturity Date | 2023 | 2022 |
| Pollution control and industrial revenue bonds (less unamortized discounts of \$0.1 and \$0.1, respectively) | 6.45% | 2032 | \$ 49.9 | \$ 49.9 |
| Senior notes (less unamortized discounts of \$1.8 and \$0.6, respectively) | 3.2% - 6.4% | 2026 - 2053 | 2,998.2 | 1,899.4 |
| 2021 Term Loan Facility | —% | — | — | 800.0 |
| Revolving Credit Facility ⁽¹⁾ | 8.0% | 2027 | — | — |
| Foreign debt | 14.6% - 17.4% | 2024 | 96.5 | 88.5 |
| Debt issuance cost | | | (24.5) | (16.1) |
| Total long-term debt | | | \$ 3,120.1 | \$ 2,821.7 |
| Less: debt maturing within one year | | | 96.5 | 88.5 |
| Total long-term debt, less current portion | | | \$ 3,023.6 | \$ 2,733.2 |

(1) Letters of credit outstanding under the Revolving Credit Facility totaled \$251.5 million and available funds under this facility were \$1,009.0 million at December 31, 2023.

Maturities of long-term debt

Maturities of long-term debt outstanding, excluding discounts, at December 31, 2023, are \$96.5 million in 2024, \$0.0 million in 2025, \$1,000.0 million in 2026, \$0.0 million in 2027, \$0.0 million in 2028 and \$2,050.0 million thereafter.

Senior Notes

On May 18, 2023, we issued \$500 million aggregate principal amount of 5.150% Senior Notes due 2026, \$500 million aggregate principal amount of 5.650% Senior Notes due 2033 and \$500 million aggregate principal amount of 6.375% Senior Notes due 2053 (together the "Senior Notes"). The net proceeds from the offering were used to pay down both outstanding commercial paper and the 2021 Term Loan Facility as well as for general corporate purposes.

Covenants

Among other restrictions, our Revolving Credit Facility contains financial covenants applicable to FMC and its consolidated subsidiaries related to leverage (measured as the ratio of debt to adjusted earnings) and interest coverage (measured as the ratio of adjusted earnings to interest expense). In June 2023, the Company entered into Amendment No. 1 to that certain Fifth Amended and Restated Credit Agreement, dated as of June 17, 2022. In November 2023, the Company further amended its credit agreement to provide additional financial flexibility given current market challenges, which are expected to persist during the covenant relief period. As defined in the amendment, the maximum leverage ratio is increased to 6.50 through the period ending June 30, 2024. The maximum leverage ratio will incrementally step down during the covenant relief period ending at 3.75 for the quarter ended September 30, 2025. The amendment also lowers the minimum interest coverage ratio to 2.50 beginning with the quarter ended December 31, 2023 and then incrementally increases during the covenant relief period. The minimum interest coverage ratio will return to the current level of 3.50 beginning with the quarter ended September 30, 2025. Additionally, the Company shall not repurchase shares during the covenant relief period, with the exception of share repurchases under our equity compensation plans.

Our actual leverage for the four consecutive quarters ended December 31, 2023 was 4.17 which is below the maximum leverage of 6.50. Our actual interest coverage for the four consecutive quarters ended December 31, 2023 was 4.13 which is above the minimum interest coverage of 2.50. We were in compliance with all covenants at December 31, 2023.

FMC CORPORATION**Notes to Consolidated Financial Statements — (Continued)****Note 14: Pension and Other Postretirement Benefits**

The funded status of our U.S. qualified and nonqualified defined benefit pension plans, our Germany, France, and Belgium defined benefit pension plans, plus our U.S. other postretirement healthcare and life insurance benefit plans for continuing operations, together with the associated balances and net periodic benefit cost recognized in our consolidated financial statements as of December 31, are shown in the tables below.

We are required to recognize in our consolidated balance sheets the overfunded and underfunded status of our defined benefit postretirement plans. The overfunded or underfunded status is defined as the difference between the fair value of plan assets and the projected benefit obligation. We are also required to recognize as a component of other comprehensive income the actuarial gains and losses and the prior service costs and credits that arise during the period.

The following table summarizes the weighted-average assumptions used to determine the benefit obligations at December 31 for the U.S. Plans:

| | Pensions and Other Benefits | |
|---------------------------------|------------------------------------|-------------|
| | December 31, | |
| | 2023 | 2022 |
| Discount rate qualified | 4.97 % | 5.16 % |
| Discount rate nonqualified plan | 4.78 % | 4.99 % |
| Discount rate other benefits | 4.83 % | 5.03 % |
| Rate of compensation increase | 3.10 % | 3.10 % |

FMC CORPORATION

Notes to Consolidated Financial Statements — (Continued)

The following table summarizes the components of our defined benefit postretirement plans and reflect a measurement date of December 31:

| (in Millions) | Pensions | | Other Benefits ⁽¹⁾ | |
|---|-------------------|-------------------|-------------------------------|------------------|
| | December 31, | | | |
| | 2023 | 2022 | 2023 | 2022 |
| Change in projected benefit obligation | | | | |
| Projected benefit obligation at January 1 | \$ 1,044.3 | \$ 1,354.0 | \$ 11.2 | \$ 13.7 |
| Service cost | 2.6 | 3.6 | — | — |
| Interest cost | 50.4 | 29.3 | 0.5 | 0.3 |
| Actuarial loss (gain) ⁽²⁾ | 19.0 | (256.2) | (1.4) | (1.7) |
| Foreign currency exchange rate changes and other | — | (0.5) | — | — |
| Plan participants' contributions | — | — | 0.3 | 0.3 |
| Settlements | (1.0) | (2.2) | — | — |
| Benefits paid | (83.1) | (83.7) | (1.4) | (1.4) |
| Projected benefit obligation at December 31 | \$ 1,032.2 | \$ 1,044.3 | \$ 9.2 | \$ 11.2 |
| Change in plan assets | | | | |
| Fair value of plan assets at January 1 | \$ 1,044.1 | \$ 1,372.0 | \$ (0.1) | \$ — |
| Actual return on plan assets | 79.2 | (245.3) | — | — |
| Foreign currency exchange rate changes | 0.3 | 3.1 | — | — |
| Company contributions | 1.2 | 3.5 | 1.2 | 1.0 |
| Plan participants' contributions | — | — | 0.3 | 0.3 |
| Settlements | (0.4) | (5.5) | — | — |
| Benefits paid | (83.1) | (83.7) | (1.4) | (1.4) |
| Fair value of plan assets at December 31 | \$ 1,041.3 | \$ 1,044.1 | \$ — | \$ (0.1) |
| Funded Status | | | | |
| U.S. plans with assets | \$ 30.7 | \$ 22.4 | \$ — | \$ — |
| U.S. plans without assets | (14.7) | (14.6) | (9.2) | (11.3) |
| Non-U.S. plans with assets | (1.6) | (1.2) | — | — |
| All other plans | (5.3) | (6.8) | — | — |
| Net funded status of the plan (liability) | \$ 9.1 | \$ (0.2) | \$ (9.2) | \$ (11.3) |
| Amount recognized in the consolidated balance sheets: | | | | |
| Pension asset ⁽³⁾ | \$ 30.7 | \$ 22.4 | \$ — | \$ — |
| Accrued benefit liability ⁽⁴⁾ | (21.6) | (22.6) | (9.2) | (11.3) |
| Total | \$ 9.1 | \$ (0.2) | \$ (9.2) | \$ (11.3) |

- (1) Refer to Note 10 to the consolidated financial statements included within this Form 10-K for information on our discontinued postretirement benefit plans.
- (2) The actuarial loss in 2023 and gain in 2022 were primarily driven by the change in discount rate on the U.S. qualified plan.
- (3) Recorded as "Other assets including long-term receivables, net" on the consolidated balance sheets.
- (4) Recorded as "Accrued pension and other postretirement benefits, current" and "Accrued pension and other postretirement benefits, long-term" on the consolidated balance sheets.

FMC CORPORATION
Notes to Consolidated Financial Statements — (Continued)

The amounts in accumulated other comprehensive income (loss) that have not yet been recognized as components of net periodic benefit cost are as follows:

| (in Millions) | Pensions | | Other Benefits ⁽¹⁾ | |
|---|-------------------|-------------------|-------------------------------|---------------|
| | December 31, | | | |
| | 2023 | 2022 | 2023 | 2022 |
| Prior service (cost) credit | \$ (0.1) | \$ (0.3) | \$ — | \$ — |
| Net actuarial (loss) gain | (309.9) | (337.6) | 5.3 | 4.9 |
| Accumulated other comprehensive income (loss) – pretax | \$ (310.0) | \$ (337.9) | \$ 5.3 | \$ 4.9 |
| Accumulated other comprehensive income (loss) – net of tax | (229.9) | (252.7) | 3.9 | 3.6 |

(1) Refer to Note 10 to the consolidated financial statements included within this Form 10-K for information on our discontinued postretirement benefit plans.

The accumulated benefit obligation for all pension plans was \$1,027.0 million and \$1,036.7 million at December 31, 2023 and 2022, respectively. The following table presents the information for pension plans with projected benefit obligation and accumulated benefit obligation in excess of plan assets as of December 31, 2023 and 2022.

| (in Millions) | December 31 | |
|---------------------------------|-------------|---------|
| | 2023 | 2022 |
| Projected benefit obligations | \$ 25.2 | \$ 26.2 |
| Accumulated benefit obligations | 26.1 | 26.2 |
| Fair value of plan assets | 3.6 | 3.6 |

Other changes in plan assets and benefit obligations for continuing operations recognized in other comprehensive loss (income) are as follows:

| (in Millions) | Pensions | | Other Benefits ⁽¹⁾ | |
|--|-------------------------|---------------|-------------------------------|-----------------|
| | Year Ended December 31, | | | |
| | 2023 | 2022 | 2023 | 2022 |
| Current year net actuarial loss (gain) | \$ (12.2) | \$ 22.1 | \$ (1.4) | \$ (1.7) |
| Amortization of net actuarial (loss) gain | (15.5) | (12.4) | 1.0 | 0.8 |
| Amortization of prior service (cost) credit | (0.1) | (0.2) | — | — |
| Settlement loss | (0.1) | (0.5) | — | — |
| Total recognized in other comprehensive (income) loss, before taxes | \$ (27.9) | \$ 9.0 | \$ (0.4) | \$ (0.9) |
| Total recognized in other comprehensive (income) loss, after taxes | (22.8) | 7.2 | (0.3) | (1.1) |

(1) Refer to Note 10 to the consolidated financial statements included within this Form 10-K for information on our discontinued postretirement benefit plans.

FMC CORPORATION
Notes to Consolidated Financial Statements — (Continued)

The following table summarizes the weighted-average assumptions used for and the components of net annual benefit cost (income):

| (in Millions, except for percentages) | Year Ended December 31, | | | | | |
|---|-------------------------|----------------|----------------|-------------------------------|-----------------|-----------------|
| | Pensions | | | Other Benefits ⁽¹⁾ | | |
| | 2023 | 2022 | 2021 | 2023 | 2022 | 2021 |
| Discount rate | 5.16 % | 2.84 % | 2.49 % | 5.03 % | 2.39 % | 1.91 % |
| Expected return on plan assets | 4.75 % | 2.50 % | 2.25 % | — | — | — |
| Rate of compensation increase | 3.10 % | 3.10 % | 3.10 % | — | — | — |
| Components of net annual benefit cost: | | | | | | |
| Service cost | \$ 2.6 | \$ 3.6 | \$ 4.7 | \$ — | \$ — | \$ — |
| Interest cost | 50.4 | 29.3 | 24.5 | 0.5 | 0.3 | 0.3 |
| Expected return on plan assets | (47.5) | (33.1) | (31.9) | — | — | — |
| Amortization of prior service cost | 0.1 | 0.2 | 0.2 | — | — | — |
| Amortization of net actuarial and other (gain) loss | 15.3 | 12.4 | 12.5 | (0.9) | (0.8) | (0.8) |
| Recognized (gain) loss due to curtailments ⁽²⁾ | 0.4 | — | — | — | — | — |
| Recognized (gain) loss due to settlement | — | 0.5 | 1.0 | — | — | — |
| Net annual benefit cost (income) | \$ 21.3 | \$ 12.9 | \$ 11.0 | \$ (0.4) | \$ (0.5) | \$ (0.5) |

(1) Refer to Note 10 to the consolidated financial statements included within this Form 10-K for information on our discontinued postretirement benefit plans.

(2) During the year ended December 31, 2023, as a result of restructuring activities planned in connection with Project Focus, we triggered a curtailment of our U.S. pension plans. The associated curtailment expense is recorded within "Non-operating pension and postretirement charges (income)" on the consolidated statements of income (loss).

Our U.S. qualified defined benefit pension plan ("U.S. Plan") holds the majority of our pension plan assets. The expected long-term rate of return on these plan assets was 4.75 percent for the year ended December 31, 2023, 2.50 percent for the year ended December 31, 2022, and 2.25 percent for the year ended December 31, 2021. The expected long-term rate of return on these plan assets increased by 2.25 percent in 2023 compared to 2022 primarily due to fluctuating yields on corporate bonds. In developing the assumption for the long-term rate of return on assets for our U.S. Plan, we take into consideration the technical analysis performed by our outside actuaries, including historical market returns, information on the assumption for long-term real returns by asset class, inflation assumptions and expectations for standard deviation related to these best estimates. Given an actively managed investment portfolio, the expected annual rates of return by asset class for our portfolio, assuming an estimated inflation rate of approximately 2.3 percent, is in line with our assumption for the rate of return on assets. The target asset allocation at December 31, 2023 by asset category continues to be 100 percent fixed income investments.

Our U.S. Plan is fully funded and, effective July 1, 2007, all newly hired and rehired salaried and nonunion hourly employees are not eligible for the U.S. Plan. As such, the primary investment strategy is a liability hedging approach with an objective of maintaining the funded status of the plan such that the volatility is minimized and the likelihood that we will be required to make significant contributions to the plan is also limited. The portfolio is comprised of 100 percent fixed income securities and cash. Investment performance and related risks are measured and monitored on an ongoing basis through monthly liability measurements, periodic asset liability studies, and quarterly investment portfolio reviews. We use the fair value approach for our liability-hedging asset class. This class of assets is comprised solely of fixed income securities and therefore, provides a natural hedge (liability-hedging assets) against the changes in the recorded amount of net periodic benefit cost.

FMC CORPORATION
Notes to Consolidated Financial Statements — (Continued)

The following tables present our fair value hierarchy for our major categories of pension plan assets by asset class. See Note 19 to the consolidated financial statements included within this Form 10-K for the definition of fair value and the descriptions of Level 1, 2 and 3 in the fair value hierarchy.

| (in Millions) | December 31, 2023 | Quoted Prices in Active Markets for Identical Assets (Level 1) | Significant Other Observable Inputs (Level 2) | Significant Unobservable Inputs (Level 3) |
|---------------------------------|-------------------|---|---|--|
| Cash and short-term investments | \$ 3.0 | \$ 3.0 | \$ — | \$ — |
| Fixed income investments: | | | | |
| Investment contracts | 114.9 | — | 114.9 | — |
| U.S. Government Securities | 204.6 | 204.6 | — | — |
| Mutual funds | 13.1 | 13.1 | — | — |
| Corporate debt instruments | 705.7 | — | 705.7 | — |
| Total assets | \$ 1,041.3 | \$ 220.7 | \$ 820.6 | \$ — |

| (in Millions) | December 31, 2022 | Quoted Prices in Active Markets for Identical Assets (Level 1) | Significant Other Observable Inputs (Level 2) | Significant Unobservable Inputs (Level 3) |
|---------------------------------|-------------------|---|---|--|
| Cash and short-term investments | \$ 22.8 | \$ 22.8 | \$ — | \$ — |
| Fixed income investments: | | | | |
| Investment contracts | 116.4 | — | 116.4 | — |
| U.S. Government Securities | 207.4 | 207.4 | — | — |
| Mutual funds | 29.3 | 29.3 | — | — |
| Corporate debt instruments | 668.2 | — | 668.2 | — |
| Total assets | \$ 1,044.1 | \$ 259.5 | \$ 784.6 | \$ — |

We made the following contributions to our pension and other postretirement benefit plans:

| (in Millions) | Year Ended December 31, | |
|--------------------------------|-------------------------|---------------|
| | 2023 | 2022 |
| U.S. qualified pension plan | \$ — | \$ — |
| U.S. nonqualified pension plan | 1.1 | 3.4 |
| Non-U.S. plans | 0.1 | 0.1 |
| Other postretirement benefits | 1.2 | 1.0 |
| Total | \$ 2.4 | \$ 4.5 |

The following table reflects the estimated future benefit payments for our pension and other postretirement benefit plans. These estimates take into consideration expected future service, as appropriate:

| (in Millions) | Estimated Net Future Benefit Payments | | | | | |
|------------------|---------------------------------------|---------|---------|---------|---------|-------------|
| | 2024 | 2025 | 2026 | 2027 | 2028 | 2029 - 2033 |
| Pension Benefits | \$ 88.5 | \$ 85.5 | \$ 85.3 | \$ 83.3 | \$ 81.9 | \$ 382.4 |
| Other Benefits | 1.3 | 1.2 | 1.1 | 1.1 | 1.0 | 3.6 |

FMC CORPORATION**Notes to Consolidated Financial Statements — (Continued)**

FMC Corporation Savings and Investment Plan. The FMC Corporation Savings and Investment Plan is a qualified salary-reduction plan under Section 401(k) of the Internal Revenue Code in which substantially all of our U.S. employees may participate by contributing a portion of their compensation. For eligible employees participating in the Plan, except for those employees covered by certain collective bargaining agreements, the Company makes matching contributions of 80 percent of the portion of those contributions up to 5 percent of the employee's compensation. Eligible employees participating in the Plan that do not participate in the U.S. qualified pension plan are entitled to receive an employer contribution of 5 percent of the employee's eligible compensation. Charges against income for all contributions were \$19.1 million in 2023, \$17.5 million in 2022, and \$15.6 million in 2021.

Note 15: Share-based Compensation**Stock Compensation Plans**

We have a share-based compensation plan, which has been approved by the stockholders, for certain employees, officers and directors. This plan is described below.

FMC Corporation Incentive Compensation and Stock Plan

The FMC Corporation 2023 Incentive Stock Plan (the "Plan") was approved on April 27, 2023, and provides for the grant of a variety of cash and equity awards to officers, directors, employees and consultants, including stock options, restricted stock, performance units (including restricted stock units), stock appreciation rights, and multi-year management incentive awards payable partly in cash and partly in common stock. The Compensation and Organization Committee of the Board of Directors (the "Committee"), subject to the provisions of the Plan, approves financial targets, award grants, and the times and conditions for payment of awards to employees. The Plan replaced the FMC Corporation Incentive Compensation and Stock Plan (the "2017 Plan"), as amended and restated on April 25, 2017. The maximum number of shares of our common stock that may be issued under the Plan is based on the sum of: (i) 5.0 million shares, (ii) the number of shares remaining available for grant under the 2017 Plan (1.6 million shares), and (iii) the number of shares underlying the 2017 Plan awards that were outstanding as of April 27, 2023, to the extent those shares are recycled into the Plan (in connection with the forfeiture, termination, cancellation or expiration). Historically, forfeitures of awards have been immaterial and this population is not expected to have a significant impact on the total approved share balance. Approximately 6.6 million shares of common stock are available for future grants of share based awards under the Plan as of December 31, 2023. The FMC Corporation Non-Employee Directors' Compensation Policy, administered by the Nominating and Corporate Governance Committee of the Board of Directors, sets forth the compensation to be paid to the directors, including stock options, stock appreciation rights, restricted stock, restricted stock units, performance-based restricted stock units, and cash awards to be made to directors under the Plan.

Stock options granted under the Plan may be incentive or nonqualified stock options. The exercise price for stock options may not be less than the fair market value of the stock at the date of grant. Awards granted under the Plan vest or become exercisable or payable at the time designated by the Committee, which has generally been three years from the date of grant. Incentive and nonqualified options granted under the Plan expire no later than 10 years from the grant date.

Under the Plan, awards of restricted stock and restricted stock units may be made to selected employees. The awards vest over periods designated by the Committee, which has generally been three years, with vesting conditional upon continued employment. Compensation cost is recognized over the vesting periods based on the market value of the stock on the date of the award. Restricted stock units granted to directors under the Plan vest immediately if granted as part of, or in lieu of, the annual retainer; other restricted stock units granted to directors vest at the Annual Meeting of Shareholders in the calendar year following the May 1 annual grant date (but are subject to forfeiture on a pro rata basis if the director does not serve the full year except under certain circumstances).

At December 31, 2023 and 2022, there were restricted stock units representing an aggregate of 173,487 shares and 284,201 shares of common stock, respectively, credited to the directors' accounts.

FMC CORPORATION

Notes to Consolidated Financial Statements — (Continued)

Stock Compensation

We recognized the following stock compensation expense:

| (in Millions) | Year Ended December 31, | | |
|--|-------------------------|----------------|----------------|
| | 2023 | 2022 | 2021 |
| Stock option expense, net of taxes of \$1.5 in 2023, \$1.3 in 2022 and \$1.0 in 2021 ⁽¹⁾ | \$ 5.9 | \$ 4.9 | \$ 3.7 |
| Restricted stock expense, net of taxes of \$2.4 in 2023, \$2.3 in 2022 and \$1.9 in 2021 ⁽²⁾ | 9.0 | 8.5 | 7.2 |
| Performance based expense, net of taxes of \$1.5 in 2023, \$1.5 in 2022 and \$0.8 in 2021 | 5.6 | 5.7 | 3.2 |
| Total stock compensation expense, net of taxes of \$5.4 in 2023, \$5.1 in 2022 and \$3.7 in 2021 ⁽³⁾ | \$ 20.5 | \$ 19.1 | \$ 14.1 |

(1) We applied an estimated forfeiture rate of 4.0% per stock option grant in the calculation of the expense.

(2) We applied an estimated forfeiture rate of 2.0% of outstanding grants in the calculation of the expense.

(3) This expense is classified as "Selling, general and administrative expenses" in our consolidated statements of income (loss).

We received \$5.3 million, \$9.4 million and \$7.9 million in cash related to stock option exercises for the years ended December 31, 2023, 2022 and 2021, respectively. The shares used for the exercise of stock options occurring during the years ended December 31, 2023, 2022 and 2021 came from treasury shares.

Stock Options

The grant-date fair values of the stock options we granted in the years ended December 31, 2023, 2022 and 2021 were estimated using the Black-Scholes option valuation model, the key assumptions for which are listed in the table below. The dividend yield assumption reflects anticipated dividends on our common stock. The expected volatility assumption is based on the actual historical experience of our common stock. The expected life represents the period of time that options granted are expected to be outstanding. The risk-free interest rate is based on U.S. Treasury securities with terms equal to the expected timing of stock option exercises as of the grant date. Employee stock options generally vest after a three year period and expire ten years from the date of grant.

Black Scholes valuation assumptions for stock option grants:

| | 2023 | 2022 | 2021 |
|--------------------------|--------|--------|--------|
| Expected dividend yield | 1.80% | 1.85% | 1.83% |
| Expected volatility | 31.99% | 33.18% | 32.75% |
| Expected life (in years) | 6.5 | 6.5 | 6.5 |
| Risk-free interest rate | 4.00% | 1.91% | 0.92% |

The weighted-average grant-date fair value of options granted during the years ended December 31, 2023, 2022 and 2021 was \$42.08, \$33.53 and \$28.31 per share, respectively.

FMC CORPORATION
Notes to Consolidated Financial Statements — (Continued)

The following summary shows stock option activity for employees under the Plan for the three years ended December 31, 2023:

| (Shares in Thousands) | Number of Options Granted But Not Exercised | Weighted-Average Remaining Contractual Life | Weighted-Average Exercise Price Per Share | Aggregate Intrinsic Value (in Millions) |
|---|--|---|--|--|
| December 31, 2020 (388 shares exercisable and 818 shares expected to vest or be exercised) | 1,235 | 7.0 years | \$ 70.44 | \$ 54.9 |
| Granted | 235 | | 105.00 | |
| Exercised | (166) | | 49.56 | 9.8 |
| Forfeited | (50) | | 89.18 | |
| December 31, 2021 (605 shares exercisable and 622 shares expected to vest or be exercised) | 1,254 | 6.2 years | \$ 78.95 | \$ 38.8 |
| Granted | 248 | | 114.90 | |
| Exercised | (166) | | 62.74 | 9.6 |
| Forfeited | (31) | | 102.32 | |
| December 31, 2022 (672 shares exercisable and 607 shares expected to vest or be exercised) | 1,305 | 6.1 years | \$ 87.35 | \$ 48.9 |
| Granted | 222 | | 128.92 | |
| Exercised | (88) | | 62.42 | 4.6 |
| Forfeited | (43) | | 114.15 | |
| December 31, 2023 (824 shares exercisable and 551 shares expected to vest or be exercised) | 1,396 | 5.6 years | \$ 94.73 | \$ 1.6 |

The number of stock options indicated in the above table as being exercisable as of December 31, 2023, had an intrinsic value of \$1.6 million, a weighted-average remaining contractual term of 3.9 years, and a weighted-average exercise price of \$79.37.

As of December 31, 2023, we had total remaining unrecognized compensation cost related to unvested stock options of \$6.7 million which will be amortized over the weighted-average remaining requisite service period of approximately 1.55 years.

Restricted and Performance Based Equity Awards

The grant-date fair value of restricted stock awards and stock units under the Plan is based on the market price per share of our common stock on the date of grant. The related compensation cost is amortized to expense on a straight-line basis over the vesting period during which the employees perform related services, which is typically three years except for those eligible for retirement prior to the stated vesting period as well as non-employee directors.

We grant performance based share awards which represent a target number of shares of common stock to be awarded upon settlement based on the achievement of certain performance metrics. The primary performance metric is based on a total shareholder return ("TSR") relative to peer companies over a three year period. The secondary performance metric is based on a three year cumulative operating cash flow metric. The fair value of the equity classified performance-based share awards is determined based on the number of shares of common stock expected to be awarded and a Monte Carlo valuation model.

FMC CORPORATION
Notes to Consolidated Financial Statements — (Continued)

The following table shows our employee restricted award activity for the three years ended December 31, 2023:

| (Number of Awards in Thousands) | Restricted Equity | | Performance Based Equity | |
|---------------------------------------|-------------------|--|--------------------------|--|
| | Number of awards | Weighted-Average Grant Date Fair Value Per Share | Number of awards | Weighted-Average Grant Date Fair Value Per Share |
| Nonvested at December 31, 2020 | 298 | \$ 79.91 | 202 | \$ 88.48 |
| Granted | 95 | 102.10 | 79 | 103.26 |
| Vested | (108) | 73.82 | (86) | 77.44 |
| Forfeited | (15) | 90.05 | — | — |
| Nonvested at December 31, 2021 | 270 | \$ 89.56 | 195 | \$ 96.18 |
| Granted | 103 | 114.50 | 45 | 140.32 |
| Vested | (102) | 77.80 | (102) | 83.74 |
| Forfeited | (14) | 102.64 | (2) | 125.60 |
| Nonvested at December 31, 2022 | 257 | \$ 104.54 | 136 | \$ 120.47 |
| Granted | 118 | 110.71 | 81 | 137.18 |
| Vested | (78) | 93.32 | (58) | 108.57 |
| Forfeited | (15) | 114.88 | (6) | 136.25 |
| Nonvested at December 31, 2023 | 282 | \$ 109.67 | 153 | \$ 131.60 |

As of December 31, 2023, we had total remaining unrecognized compensation cost related to unvested restricted awards of \$12.2 million which will be amortized over the weighted-average remaining requisite service period of approximately 1.85 years.

Note 16: Equity

The following is a summary of our capital stock activity over the past three years:

| | Common Stock Shares | Treasury Stock Shares |
|----------------------------------|---------------------|-----------------------|
| December 31, 2020 | 185,983,792 | 56,630,209 |
| Stock options and awards | — | (300,594) |
| Repurchases of common stock, net | — | 3,954,698 |
| December 31, 2021 | 185,983,792 | 60,284,313 |
| Stock options and awards | — | (286,805) |
| Repurchases of common stock, net | — | 875,480 |
| December 31, 2022 | 185,983,792 | 60,872,988 |
| Stock options and awards | — | (301,008) |
| Repurchases of common stock, net | — | 651,052 |
| December 31, 2023 | 185,983,792 | 61,223,032 |

FMC CORPORATION
Notes to Consolidated Financial Statements — (Continued)
Accumulated other comprehensive income (loss)

Summarized below is the roll forward of accumulated other comprehensive income (loss), net of tax.

| (in Millions) | Foreign currency adjustments | Derivative Instruments ⁽¹⁾ | Pension and other postretirement benefits ⁽²⁾ | Total |
|---|---------------------------------|--|--|-------------------|
| Accumulated other comprehensive income (loss), net of tax at December 31, 2020 | \$ 24.0 | \$ (71.8) | \$ (232.9) | \$ (280.7) |
| <i>2021 Activity</i> | | | | |
| Other comprehensive income (loss) before reclassifications | \$ (86.5) | \$ 44.1 | \$ (17.4) | \$ (59.8) |
| Amounts reclassified from accumulated other comprehensive income (loss) | — | 5.5 | 9.5 | 15.0 |
| Accumulated other comprehensive income (loss), net of tax at December 31, 2021 | \$ (62.5) | \$ (22.2) | \$ (240.8) | \$ (325.5) |
| <i>2022 Activity</i> | | | | |
| Other comprehensive income (loss) before reclassifications | \$ (102.2) | \$ (65.4) | \$ (15.7) | \$ (183.3) |
| Amounts reclassified from accumulated other comprehensive income (loss) | 4.2 | 35.9 | 9.1 | 49.2 |
| Accumulated other comprehensive income (loss), net of tax at December 31, 2022 | \$ (160.5) | \$ (51.7) | \$ (247.4) | \$ (459.6) |
| <i>2023 Activity</i> | | | | |
| Other comprehensive income (loss) before reclassifications | \$ 29.2 | \$ (72.4) | \$ 11.4 | \$ (31.8) |
| Amounts reclassified from accumulated other comprehensive income (loss) | — | 73.9 | 11.0 | 84.9 |
| Accumulated other comprehensive income (loss), net of tax at December 31, 2023 | \$ (131.3) | \$ (50.2) | \$ (225.0) | \$ (406.5) |

(1) See Note 19 to the consolidated financial statements included within this Form 10-K for more information.

(2) See Note 14 to the consolidated financial statements included within this Form 10-K for more information.

FMC CORPORATION
Notes to Consolidated Financial Statements — (Continued)
Reclassifications of accumulated other comprehensive income (loss)

The table below provides details about the reclassifications from accumulated other comprehensive income (loss) and the affected line items in the consolidated statements of income (loss) for each of the periods presented.

| Details about Accumulated Other Comprehensive Income (Loss) Components | Amounts Reclassified from Accumulated Other Comprehensive Income (Loss) ⁽¹⁾ | | | Affected Line Item in the Consolidated Statements of Income (Loss) |
|--|--|------------------|------------------|---|
| | Year Ended December 31, | | | |
| | 2023 | 2022 | 2021 | |
| (in Millions) | | | | |
| Foreign currency translation adjustments: | | | | |
| Exit from Russian Operations ⁽²⁾ | \$ — | \$ (4.2) | \$ — | Restructuring and other charges (income) |
| Derivative instruments: | | | | |
| Gain (loss) on foreign currency contracts | \$ (110.5) | \$ (57.5) | \$ (4.7) | Costs of sales and services |
| Gain (loss) on foreign currency contracts | 7.3 | 6.5 | 1.7 | Selling, general and administrative expenses |
| Gain (loss) on interest rate contracts | (2.4) | (4.0) | (4.2) | Interest expense, net |
| Total before tax | \$ (105.6) | \$ (55.0) | \$ (7.2) | |
| | 31.7 | 19.1 | 1.7 | Provision for income taxes |
| Amount included in net income | \$ (73.9) | \$ (35.9) | \$ (5.5) | |
| Pension and other postretirement benefits ⁽³⁾: | | | | |
| Amortization of prior service costs | \$ (0.1) | \$ (0.1) | \$ (0.2) | Selling, general and administrative expenses |
| Amortization of unrecognized net actuarial and other gains (losses) | (13.8) | (10.9) | (10.8) | Non-operating pension and postretirement charges (income) |
| Recognized loss due to curtailment and settlement | — | (0.5) | (1.0) | Non-operating pension and postretirement charges (income); Discontinued operations, net of income taxes |
| Total before tax | \$ (13.9) | \$ (11.5) | \$ (12.0) | |
| | 2.9 | 2.4 | 2.5 | Provision for income taxes; Discontinued operations, net of income taxes |
| Amount included in net income | \$ (11.0) | \$ (9.1) | \$ (9.5) | |
| Total reclassifications for the period | \$ (84.9) | \$ (49.2) | \$ (15.0) | Amount included in net income |

(1) Amounts in parentheses indicate charges to the consolidated statements of income (loss).

(2) The reclassification of historical cumulative translation adjustments was the result of the exit from our Russian operations. See Note 8 within these consolidated financial statements for more information.

(3) Pension and other postretirement benefits amounts include the impact from both continuing and discontinued operations. For detail on the continuing operations components of pension and other postretirement benefits, see Note 14 to the consolidated financial statements included within this Form 10-K.

Dividends and Share Repurchases

On January 18, 2024, we paid dividends totaling \$72.5 million to our shareholders of record as of December 29, 2023. This amount is included in "Accrued and other liabilities" on the consolidated balance sheets as of December 31, 2023. For the years ended December 31, 2023, 2022 and 2021, we paid \$290.5 million, \$267.5 million and \$247.2 million in dividends, respectively.

FMC CORPORATION**Notes to Consolidated Financial Statements — (Continued)**

In February 2022, the Board of Directors authorized the repurchase of up to \$1 billion of the Company's common stock. The \$1 billion share repurchase program replaced in its entirety the previous authorization. In 2023, 651,052 shares were repurchased under the publicly announced repurchase program. At December 31, 2023, approximately \$825 million remained unused under our Board-authorized repurchase program. This repurchase program does not include a specific timetable or price targets and may be suspended or terminated at any time. Shares may be purchased through open market or privately negotiated transactions at the discretion of management based on its evaluation of market conditions and other factors. We also reacquire shares from time to time from employees in connection with the vesting, exercise and forfeiture of awards under our equity compensation plans. Beginning January 1, 2023, share repurchases in excess of issuances are subject to a 1% excise tax imposed by the Inflation Reduction Act. This tax is included as part of the cost basis of the shares acquired and was not material during the year ended December 31, 2023.

Note 17: Leases

We lease office space, vehicles and other equipment under non-cancellable leases with initial terms typically ranging from 1 to 20 years, with some leases having terms greater than 20 years. Our lease portfolio includes agreements with renewal options, purchase options and clauses for early termination based on the terms specific to the agreement.

At contract inception, we review the facts and circumstances of the arrangement to determine if the contract is a lease. We follow the guidance in ASC 842-10-15 and consider the following: whether the contract has an identified asset; if we have the right to obtain substantially all economic benefits from the asset; and if we have the right to direct the use of the underlying asset. When determining if a contract has an identified asset, we consider both explicit and implicit assets, and whether the supplier has the right to substitute the asset. When determining if we have the right to obtain substantially all economic benefits from the asset, we consider the primary outputs of the identified asset throughout the period of use and determine if we receive greater than 90 percent of those benefits. When determining if we have the right to direct the use of an underlying asset, we consider if we have the right to direct how and for what purpose the asset is used throughout the period of use and if we control the decision-making rights over the asset. All leased assets are classified as operating or finance under ASC 842. The lease term is determined as the non-cancellable period of the lease, together with all of the following: periods covered by an option to extend the lease which are reasonably certain to be exercised, periods covered by an option to terminate the lease if the lessee is reasonably certain not to exercise that option, and periods covered by an option to extend (or not to terminate) the lease in which exercise of the option is controlled by the lessor. At commencement, we assess whether any options included in the lease are reasonably certain to be exercised by considering all relevant economic factors including, contract-based, asset-based, market-based, and company-based factors.

To determine the present value of future minimum lease payments, we use the implicit rate when readily determinable or our incremental borrowing rate at the lease commencement date. When determining our incremental borrowing rate, we consider our centralized treasury function and our current credit profile. We then make adjustments to this rate for securitization, the length of the lease term, and leases denominated in foreign currencies. Minimum lease payments are expensed over the term of the lease on a straight-line basis. Some leases may require additional contingent or variable lease payments based on factors specific to the individual agreement. Variable lease payments for which we are typically responsible include payment of vehicle insurance, real estate taxes, and maintenance expenses.

Most leases within our portfolio are classified as operating leases under the new standard. Operating leases are included in "Other assets including long-term receivables, net", "Accrued and other liabilities", and "Other long-term liabilities" in our consolidated balance sheet. Operating lease right-of-use ("ROU") assets are subsequently measured throughout the lease term at the carrying amount of the lease liability, plus initial direct costs, plus (minus) any prepaid (accrued) lease payments, less the unamortized balance of any lease incentives received. Lease expense for lease payments is recognized on a straight-line basis over the lease term.

Operating leases relate to office spaces, IT equipment, transportation equipment, machinery equipment, furniture and fixtures, and plant and facilities under non-cancellable lease agreements. Leases primarily have fixed rental periods, with many of the real estate leases requiring additional payments for property taxes and occupancy-related costs. Leases for real estate typically have initial terms ranging from 1 to 20 years, with some leases having terms greater than 20 years. Leases for non-real estate (transportation, IT) typically have initial terms ranging from 1 to 10 years. We have elected not to record short-term leases on the balance sheet whose term is 12 months or less and does not include a purchase option or extension that is reasonably certain to be exercised.

FMC CORPORATION
Notes to Consolidated Financial Statements — (Continued)

We rent or sublease a small number of assets including equipment and office space to third-party companies. These third-party arrangements include a small number of transition service arrangements from recent acquisitions. Rental income from all subleases is not material to our business.

The ROU asset and lease liability balances as of December 31, 2023 and 2022 were as follows:

| (in Millions) | Classification | December 31, 2023 | December 31, 2022 |
|--|---|-------------------|-------------------|
| Assets | | | |
| Operating lease ROU assets | Other assets including long-term receivables, net | \$ 121.8 | \$ 123.8 |
| Liabilities | | | |
| Operating lease current liabilities | Accrued and other liabilities | \$ 24.4 | \$ 22.0 |
| Operating lease noncurrent liabilities | Other long-term liabilities | 123.2 | 128.6 |

The components of lease expense for the year ended December 31, 2023, 2022, and 2021 were as follows:

| (in Millions) | Lease Cost Classification | 2023 | 2022 | 2021 |
|-------------------------|--|----------------|----------------|----------------|
| Lease Cost | | | | |
| Operating lease cost | Costs of sales and services / Selling, general and administrative expenses | \$ 33.2 | \$ 32.9 | \$ 33.9 |
| Variable lease cost | Costs of sales and services / Selling, general and administrative expenses | 13.3 | 6.3 | 4.7 |
| Total lease cost | | \$ 46.5 | \$ 39.2 | \$ 38.6 |

| | | December 31, 2023 |
|---|--|-------------------|
| Operating Lease Term and Discount Rate | | |
| Weighted-average remaining lease term (years) | | 7.3 |
| Weighted-average discount rate | | 4.4 % |

| (in Millions) | Year ended December 31, 2023 | Year ended December 31, 2022 |
|--|---------------------------------|---------------------------------|
| Other Information | | |
| Cash paid for amounts included in the measurement of lease liabilities: | | |
| Operating cash flows from operating leases | \$ (35.9) | \$ (33.9) |
| Supplemental non-cash information on lease liabilities arising from obtaining right-of-use assets: | | |
| Right-of-use assets obtained in exchange for new operating lease liabilities | \$ 21.4 | \$ 20.1 |

FMC CORPORATION

Notes to Consolidated Financial Statements — (Continued)

The following table represents our future minimum operating lease payments as of, and subsequent to, December 31, 2023 under ASC 842:

| (in Millions) | <u>Operating Leases Total</u> |
|---|-------------------------------|
| Maturity of Lease Liabilities | |
| 2024 | \$ 29.9 |
| 2025 | 25.8 |
| 2026 | 22.5 |
| 2027 | 20.8 |
| 2028 | 17.7 |
| Thereafter | 57.1 |
| Total undiscounted lease payments | <u>\$ 173.8</u> |
| Less: Present value adjustment | <u>(26.2)</u> |
| Present value of lease liabilities | <u><u>\$ 147.6</u></u> |

Note 18: Earnings Per Share

Earnings per common share ("EPS") is computed by dividing net income by the weighted average number of common shares outstanding during the period on a basic and diluted basis.

Our potentially dilutive securities include potential common shares related to our stock options, restricted stock and restricted stock units. Diluted earnings per share ("Diluted EPS") considers the impact of potentially dilutive securities except in periods in which there is a loss because the inclusion of the potential common shares would have an antidilutive effect. Diluted EPS excludes the impact of potential common shares related to our stock options in periods in which the option exercise price is greater than the average market price of our common stock for the period. For the years ended December 31, 2023, 2022 and 2021 there were 0.7 million, 0.4 million and 0.2 million potential common shares excluded from Diluted EPS, respectively.

Our non-vested restricted stock awards contain rights to receive non-forfeitable dividends, and thus, are participating securities requiring the two-class method of computing EPS. The two-class method determines EPS by dividing the sum of distributed earnings to common stockholders and undistributed earnings allocated to common stockholders by the weighted average number of shares of common stock outstanding for the period. In calculating the two-class method, undistributed earnings are allocated to both common shares and participating securities based on the weighted average shares outstanding during the period.

FMC CORPORATION
Notes to Consolidated Financial Statements — (Continued)

Earnings applicable to common stock and common stock shares used in the calculation of basic and diluted earnings per share are as follows:

| (in Millions, Except Share and Per Share Data) | Year Ended December 31, | | |
|--|-------------------------|-----------------|-----------------|
| | 2023 | 2022 | 2021 |
| Earnings (loss) attributable to FMC stockholders: | | | |
| Continuing operations, net of income taxes | \$ 1,420.0 | \$ 833.7 | \$ 807.8 |
| Discontinued operations, net of income taxes | (98.5) | (97.2) | (68.2) |
| Net income (loss) attributable to FMC stockholders | \$ 1,321.5 | \$ 736.5 | \$ 739.6 |
| Less: Distributed and undistributed earnings allocable to restricted award holders | (2.7) | (1.7) | (1.8) |
| Net income (loss) allocable to common stockholders | \$ 1,318.8 | \$ 734.8 | \$ 737.8 |
| Basic earnings (loss) per common share attributable to FMC stockholders: | | | |
| Continuing operations | \$ 11.34 | \$ 6.60 | \$ 6.29 |
| Discontinued operations | (0.79) | (0.77) | (0.53) |
| Net income (loss) | \$ 10.55 | \$ 5.83 | \$ 5.76 |
| Diluted earnings (loss) per common share attributable to FMC stockholders: | | | |
| Continuing operations | \$ 11.31 | \$ 6.58 | \$ 6.26 |
| Discontinued operations | (0.78) | (0.77) | (0.53) |
| Net income (loss) | \$ 10.53 | \$ 5.81 | \$ 5.73 |
| Shares (in thousands): | | | |
| Weighted average number of shares of common stock outstanding - Basic | 125,060 | 125,975 | 128,403 |
| Weighted average additional shares assuming conversion of potential common shares | 473 | 732 | 743 |
| Shares – diluted basis | 125,533 | 126,707 | 129,146 |

Note 19: Financial Instruments, Risk Management and Fair Value Measurements

Our financial instruments include cash and cash equivalents, trade receivables, other current assets, certain receivables classified as other long-term assets, accounts payable, and amounts included in investments and accruals meeting the definition of financial instruments. The carrying value of these financial instruments approximates their fair value. Our other financial instruments include the following:

| Financial Instrument | Valuation Method |
|--|---|
| Foreign exchange forward contracts | Estimated amounts that would be received or paid to terminate the contracts at the reporting date based on current market prices for applicable currencies. |
| Commodity forward and option contracts | Estimated amounts that would be received or paid to terminate the contracts at the reporting date based on quoted market prices for applicable commodities. |
| Debt | Our estimates and information obtained from independent third parties using market data, such as bid/ask spreads for the last business day of the reporting period. |

The estimated fair value of the financial instruments in the above table have been determined using standard pricing models which take into account the present value of expected future cash flows discounted to the balance sheet date. These standard pricing models utilize inputs derived from, or corroborated by, observable market data such as interest rate yield curves and currency and commodity spot and forward rates. In addition, we test a subset of our valuations against valuations received from the transaction's counterparty to validate the accuracy of our standard pricing models. Accordingly, the estimates presented may not be indicative of the amounts that we would realize in a market exchange at settlement date and do not represent potential gains or losses on these agreements. The estimated fair values of foreign exchange forward contracts, commodity forward and option contracts, and interest rate contracts are included in the tables within this Note. The estimated fair value of debt is \$3,988.2 million and \$3,118.6 million and the carrying amount is \$3,957.6 million and \$3,274.0 million as of December 31, 2023 and 2022, respectively.

FMC CORPORATION

Notes to Consolidated Financial Statements — (Continued)

Use of Derivative Financial Instruments to Manage Risk

We mitigate certain financial exposures, including currency risk, commodity purchase exposures and interest rate risk through a program of risk management that includes the use of derivative financial instruments. We enter into foreign exchange contracts, including forward and purchased option contracts, to reduce the effects of fluctuating foreign currency exchange rates.

We formally document all relationships between hedging instruments and hedged items, as well as the risk management objective and strategy for undertaking various hedge transactions. This process includes relating derivatives that are designated as fair value or cash flow hedges to specific assets and liabilities on the balance sheet or to specific firm commitments or forecasted transactions. We also assess both at the inception of the hedge and on an ongoing basis, whether each derivative is highly effective in offsetting changes in fair values or cash flows of the hedged item. If we determine that a derivative is not highly effective as a hedge, or if a derivative ceases to be a highly effective hedge, we discontinue hedge accounting with respect to that derivative prospectively.

Foreign Currency Exchange Risk Management

We conduct business in many foreign countries, exposing earnings, cash flows, and our financial position to foreign currency risks. The majority of these risks arise as a result of foreign currency transactions. Our policy is to minimize exposure to adverse changes in currency exchange rates. This is accomplished through a controlled program of risk management that includes the use of foreign currency debt and forward foreign exchange contracts. We also use forward foreign exchange contracts to hedge firm and highly anticipated foreign currency cash flows, with an objective of balancing currency risk to provide adequate protection from significant fluctuations in the currency markets.

The primary currencies for which we have exchange rate exposure are the U.S. dollar versus the Brazilian real, Chinese yuan, Indian rupee, euro, Mexican peso and Argentine peso.

Commodity Price Risk

We are exposed to risks in energy costs due to fluctuations in energy prices, including natural gas, electricity, and other commodities. We attempt to mitigate our exposure to increasing energy costs by entering into physical and financial derivative contracts to hedge the cost of future deliveries of our commodities.

Interest Rate Risk

We use various strategies to manage our interest rate exposure, including entering into interest rate swap agreements to achieve a targeted mix of fixed and variable-rate debt. In the agreements we exchange, at specified intervals, the difference between fixed and variable-interest amounts calculated on an agreed-upon notional principal amount.

Concentration of Credit Risk

Our counterparties to derivative contracts are primarily major financial institutions. We limit the dollar amount of contracts entered into with any one financial institution and monitor counterparties' credit ratings. We also enter into master netting agreements with each financial institution, where possible, which helps mitigate the credit risk associated with our financial instruments. While we may be exposed to credit losses due to the nonperformance of counterparties, we consider this risk remote.

Financial Guarantees and Letter-of-Credit Commitments

We enter into various financial instruments with off-balance sheet risk as part of the normal course of business. These off-balance sheet instruments include financial guarantees and contractual commitments to extend financial guarantees under letters of credit and other assistance to customers. See Notes 1 and 20 to the consolidated financial statements included within this Form 10-K for more information. Decisions to extend financial guarantees to customers, and the amount of collateral required under these guarantees, is based on our evaluation of creditworthiness on a case-by-case basis.

FMC CORPORATION

Notes to Consolidated Financial Statements — (Continued)

Accounting for Derivative Instruments and Hedging Activities*Cash Flow Hedges*

We recognize all derivatives on the balance sheet at fair value. On the date we enter into the derivative instrument, we generally designate the derivative as a hedge of the variability of cash flows to be received or paid related to a forecasted transaction (cash flow hedge). We record in AOCI changes in the fair value of derivatives that are designated as, and meet all the required criteria for, a cash flow hedge. We then reclassify these amounts into earnings as the underlying hedged item affects earnings. In contrast we immediately record in earnings changes in the fair value of derivatives that are not designated as cash flow hedges.

As of December 31, 2023, we had open foreign currency forward contracts in AOCI in a net after-tax loss position of \$5.3 million designated as cash flow hedges of underlying forecasted sales and purchases. Current open contracts hedge forecasted transactions until December 31, 2024. At December 31, 2023, we had open forward contracts with various expiration dates to buy, sell or exchange foreign currencies with a U.S. dollar equivalent of approximately \$841.7 million.

At December 31, 2023 we had no interest rate swap contracts.

In conjunction with the issuance of the Senior Notes on May 18, 2023, we settled on various interest rate swap agreements, which were entered into to hedge the variability in treasury rates. This settlement resulted in a gain of \$29.7 million, which was recorded in other comprehensive income and will be amortized over the various terms of the Senior Notes. Refer to Note 13 for further details on the Senior Notes. Additionally, in prior periods, we settled on various interest rate swap agreements related to several bond issuances to hedge the variability in treasury rates and recorded a loss in other comprehensive income, which is also being amortized over the various terms of those notes. As of December 31, 2023, there was a remaining net after-tax loss of \$27.8 million in AOCI related to these settlements.

As of December 31, 2023, we had no open commodity contracts in AOCI designated as cash flow hedges of underlying forecasted purchases. At December 31, 2023, we had no mmBTUs (millions of British Thermal Units) in aggregate notional volume of outstanding natural gas commodity forward contracts.

Approximately \$5.3 million of net after-tax losses, representing open foreign currency exchange contracts will be realized in earnings during the twelve months ending December 31, 2024 if spot rates in the future are consistent with forward rates as of December 31, 2023. The actual effect on earnings will be dependent on the actual spot rates when the forecasted transactions occur. We recognize derivative gains and losses in the "Costs of sales and services" line in the consolidated statements of income (loss).

Derivatives Not Designated As Hedging Instruments

We hold certain forward contracts that have not been designated as cash flow hedging instruments for accounting purposes. Contracts used to hedge the exposure to foreign currency fluctuations associated with certain monetary assets and liabilities are not designated as cash flow hedging instruments, and changes in the fair value of these items are recorded in earnings.

We had open forward contracts not designated as cash flow hedging instruments for accounting purposes with various expiration dates to buy, sell or exchange foreign currencies with a U.S. dollar equivalent of approximately \$1,860.7 million at December 31, 2023.

FMC CORPORATION
Notes to Consolidated Financial Statements — (Continued)
Fair Value of Derivative Instruments

The following tables provide the gross fair value and net balance sheet presentation of our derivative instruments as of December 31, 2023 and 2022:

| December 31, 2023 | | | | | |
|--|-----------------------------------|--|---------------------|---|------------------|
| (in Millions) | Gross Amount of Derivatives | | | Gross Amounts Offset in the Consolidated Balance Sheet ⁽³⁾ | Net Amounts |
| | Designated as Cash Flow Hedges | Not Designated as Hedging Instruments | Total Gross Amounts | | |
| Derivatives | | | | | |
| Foreign exchange contracts | \$ 2.7 | \$ 3.0 | \$ 5.7 | \$ (5.5) | \$ 0.2 |
| Total derivative assets ⁽¹⁾ | \$ 2.7 | \$ 3.0 | \$ 5.7 | \$ (5.5) | \$ 0.2 |
| Foreign exchange contracts | \$ (9.7) | \$ (7.4) | \$ (17.1) | \$ 5.5 | \$ (11.6) |
| Total derivative liabilities ⁽²⁾ | \$ (9.7) | \$ (7.4) | \$ (17.1) | \$ 5.5 | \$ (11.6) |
| Net derivative assets (liabilities) | \$ (7.0) | \$ (4.4) | \$ (11.4) | \$ — | \$ (11.4) |
| December 31, 2022 | | | | | |
| (in Millions) | Gross Amount of Derivatives | | | Gross Amounts Offset in the Consolidated Balance Sheet ⁽³⁾ | Net Amounts |
| | Designated as Cash Flow Hedges | Not Designated as Hedging Instruments | Total Gross Amounts | | |
| Derivatives | | | | | |
| Foreign exchange contracts | \$ 10.5 | \$ 6.4 | \$ 16.9 | \$ (16.1) | \$ 0.8 |
| Interest rate contracts | 12.4 | — | 12.4 | — | 12.4 |
| Total derivative assets ⁽¹⁾ | \$ 22.9 | \$ 6.4 | \$ 29.3 | \$ (16.1) | \$ 13.2 |
| Foreign exchange contracts | \$ (25.1) | \$ (8.8) | \$ (33.9) | \$ 16.1 | \$ (17.8) |
| Total derivative liabilities ⁽²⁾ | \$ (25.1) | \$ (8.8) | \$ (33.9) | \$ 16.1 | \$ (17.8) |
| Net derivative assets (liabilities) | \$ (2.2) | \$ (2.4) | \$ (4.6) | \$ — | \$ (4.6) |

(1) Net balance is included in "Prepaid and other current assets" in the consolidated balance sheets.

(2) Net balance is included in "Accrued and other liabilities" in the consolidated balance sheets.

(3) Represents net derivatives positions subject to master netting arrangements.

FMC CORPORATION
Notes to Consolidated Financial Statements — (Continued)

The following tables summarize the gains or losses related to our cash flow hedges and derivatives not designated as hedging instruments:

Derivatives in Cash Flow Hedging Relationships

| (in Millions) | Contracts | | Total |
|---|------------------|------------------|------------------|
| | Foreign exchange | Interest rate | |
| Accumulated other comprehensive income (loss), net of tax at December 31, 2020 | \$ (11.6) | \$ (60.2) | \$ (71.8) |
| 2021 Activity | | | |
| Unrealized hedging gains (losses) and other, net of tax | \$ 40.5 | \$ 3.6 | \$ 44.1 |
| Reclassification of deferred hedging (gains) losses, net of tax ⁽¹⁾ | 2.2 | 3.3 | 5.5 |
| Total derivative instrument impact on comprehensive income, net of tax | \$ 42.7 | \$ 6.9 | \$ 49.6 |
| Accumulated other comprehensive income (loss), net of tax at December 31, 2021 | \$ 31.1 | \$ (53.3) | \$ (22.2) |
| 2022 Activity | | | |
| Unrealized hedging gains (losses) and other, net of tax | \$ (86.3) | \$ 20.9 | \$ (65.4) |
| Reclassification of deferred hedging (gains) losses, net of tax ⁽¹⁾ | 32.8 | 3.1 | 35.9 |
| Total derivative instrument impact on comprehensive income, net of tax | \$ (53.5) | \$ 24.0 | \$ (29.5) |
| Accumulated other comprehensive income (loss), net of tax at December 31, 2022 | \$ (22.4) | \$ (29.3) | \$ (51.7) |
| 2023 Activity | | | |
| Unrealized hedging gains (losses) and other, net of tax | \$ (72.0) | \$ (0.4) | \$ (72.4) |
| Reclassification of deferred hedging (gains) losses, net of tax ⁽¹⁾ | 72.0 | 1.9 | 73.9 |
| Total derivative instrument impact on comprehensive income, net of tax | \$ — | \$ 1.5 | \$ 1.5 |
| Accumulated other comprehensive income (loss), net of tax at December 31, 2023 | \$ (22.4) | \$ (27.8) | \$ (50.2) |

(1) Amounts are included in "Costs of sales and services", "Selling, general and administrative expenses", and "Interest expense" on the consolidated statements of income (loss).

Derivatives Not Designated as Hedging Instruments

| (in Millions) | Amount of Pre-tax Gain (Loss) Recognized in Income on Derivatives ⁽¹⁾ | | |
|----------------------------|---|------------------|------------------|
| | Year Ended December 31, | | |
| | 2023 | 2022 | 2021 |
| Foreign exchange contracts | \$ (33.7) | \$ (37.2) | \$ (47.7) |
| Total | \$ (33.7) | \$ (37.2) | \$ (47.7) |

(1) Amounts in the columns represent the gain or loss on the derivative instrument offset by the gain or loss on the hedged item. These amounts are included in "Costs of sales and services" and to a lesser extent "Selling, general, and administrative expenses" on the consolidated statements of income (loss).

Fair Value Measurements

Fair value is the price that would be received to sell an asset or paid to transfer a liability in an orderly transaction between market participants at the measurement date. Market participants are defined as buyers or sellers in the principle or most advantageous market for the asset or liability that are independent of the reporting entity, knowledgeable and able and willing to transact for the asset or liability.

FMC CORPORATION
Notes to Consolidated Financial Statements — (Continued)
Fair Value Hierarchy

We have categorized our assets and liabilities that are recorded at fair value, based on the priority of the inputs to the valuation technique, into a three-level fair value hierarchy. The fair value hierarchy gives the highest priority to quoted prices in active markets for identical assets or liabilities (Level 1) and the lowest priority to unobservable inputs (Level 3). If the inputs used to measure the assets and liabilities fall within different levels of the hierarchy, the categorization is based on the lowest level input that is significant to the fair value measurement of the instrument.

Recurring Fair Value Measurements

The following tables present our fair value hierarchy for those assets and liabilities measured at fair value on a recurring basis in our consolidated balance sheets:

| (in Millions) | December 31, 2023 | Quoted Prices in Active Markets for Identical Assets (Level 1) | Significant Other Observable Inputs (Level 2) | Significant Unobservable Inputs (Level 3) |
|---|-------------------|--|---|---|
| Assets | | | | |
| Derivatives – Foreign exchange ⁽¹⁾ | \$ 0.2 | \$ — | \$ 0.2 | \$ — |
| Derivatives - Interest Rate ⁽¹⁾ | — | — | — | — |
| Other ⁽²⁾⁽³⁾ | 47.1 | 23.8 | — | 23.3 |
| Total Assets | \$ 47.3 | \$ 23.8 | \$ 0.2 | \$ 23.3 |
| Liabilities | | | | |
| Derivatives – Foreign exchange ⁽¹⁾ | \$ 11.6 | \$ — | \$ 11.6 | \$ — |
| Derivatives - Interest Rate ⁽¹⁾ | — | — | — | — |
| Other ⁽²⁾ | 24.4 | 24.4 | — | — |
| Total Liabilities | \$ 36.0 | \$ 24.4 | \$ 11.6 | \$ — |
| | | | | |
| (in Millions) | December 31, 2022 | Quoted Prices in Active Markets for Identical Assets (Level 1) | Significant Other Observable Inputs (Level 2) | Significant Unobservable Inputs (Level 3) |
| Assets | | | | |
| Derivatives – Foreign exchange ⁽¹⁾ | \$ 0.8 | \$ — | \$ 0.8 | \$ — |
| Derivatives - Interest Rate ⁽¹⁾ | 12.4 | — | 12.4 | — |
| Other ⁽²⁾⁽³⁾ | 41.8 | 22.5 | — | 19.3 |
| Total Assets | \$ 55.0 | \$ 22.5 | \$ 13.2 | \$ 19.3 |
| Liabilities | | | | |
| Derivatives – Foreign exchange ⁽¹⁾ | \$ 17.8 | \$ — | \$ 17.8 | \$ — |
| Derivatives - Interest Rate ⁽¹⁾ | — | — | — | — |
| Other ⁽²⁾ | 23.5 | 23.5 | — | — |
| Total Liabilities | \$ 41.3 | \$ 23.5 | \$ 17.8 | \$ — |

(1) See the Fair Value of Derivative Instruments table within this Note for classifications on our consolidated balance sheets.

(2) Includes a deferred compensation arrangement, through which we hold various investment securities, recognized on our balance sheet. Both the asset and liability are recorded at fair value. Asset amounts included in "Other assets including long-term receivables, net" in the consolidated balance sheets. Liability amounts are included in "Other long-term liabilities" in the consolidated balance sheets.

(3) FMC maintains a beneficial interest in a trade receivables securitization fund. The fair value of the beneficial interest is determined by calculating the expected amount of cash to be received on the fund's outstanding credit notes. As part of this evaluation, we rely on unobservable inputs, including estimating the anticipated credit losses. We consider historical information, current conditions and other reasonable factors as part of this assessment. Asset amounts are included in "Other assets including long-term receivables, net" in the consolidated balance sheets.

FMC CORPORATION

Notes to Consolidated Financial Statements — (Continued)

Nonrecurring Fair Value Measurements

There were no non-recurring fair value measurements in the consolidated balance sheets during the periods presented.

Note 20: Guarantees, Commitments and Contingencies

We continue to monitor the conditions that are subject to guarantees and indemnifications to identify whether a liability must be recognized in our financial statements.

The following table provides the estimated undiscounted amount of potential future payments for each major group of guarantees at December 31, 2023. These guarantees arise during the ordinary course of business from relationships with customers and nonconsolidated affiliates. Non-performance by the guaranteed party triggers the obligation requiring us to make payments to the beneficiary of the guarantee. Based on our experience these types of guarantees have not had a material effect on our consolidated financial position or on our liquidity. Our expectation is that future payment or performance related to the non-performance of others is considered unlikely.

(in Millions)

| | | |
|--|-----------|--------------|
| Guarantees: | | |
| Guarantees of vendor financing - short term ⁽¹⁾ | \$ | 69.6 |
| Other debt guarantees ⁽²⁾ | | 67.9 |
| Total | \$ | 137.5 |

(1) Represents guarantees to financial institutions on behalf of certain customers for their seasonal borrowing. The short-term amount is recorded as "Guarantees of vendor financing" on the consolidated balance sheets.

(2) These guarantees represent the outstanding commitment provided to third-party banks for credit extended to various direct and indirect customers and nonconsolidated affiliates. The liability for the guarantees is recorded at an amount that approximates fair value (i.e. representing the stand-ready obligation) based on our historical collection experience and a current assessment of credit exposure. Historically, the fair value of these guarantees has been and continues to be in the current reporting period, immaterial and the majority of these guarantees have had an expiration date of less than one year.

Excluded from the chart above are parent-company guarantees we provide to lending institutions that extend credit to our foreign subsidiaries. Since these guarantees are provided for consolidated subsidiaries, the consolidated financial position is not affected by the issuance of these guarantees. Also excluded from the chart, in connection with our property and asset sales and divestitures, we have agreed to indemnify the buyer for certain liabilities, including environmental contamination and taxes that occurred prior to the date of sale or provided guarantees to third parties relating to certain contracts assumed by the buyer. Our indemnification or guarantee obligations with respect to certain liabilities may be indefinite as to duration and may or may not be subject to a deductible, minimum claim amount or cap. As such, it is not possible for us to predict the likelihood that a claim will be made or to make a reasonable estimate of the maximum potential loss or range of loss. If triggered, we may be able to recover some of the indemnity payments from third parties. Therefore, we have not recorded any specific liabilities for these guarantees. For certain obligations related to our divestitures for which we can make a reasonable estimate of the maximum potential loss or range of loss and is probable, a liability in those instances has been recorded.

Commitments***Purchase Obligations***

Our minimum commitments under our take-or-pay purchase obligations associated with the sourcing of materials and energy total approximately \$325.4 million as of December 31, 2023. Since the majority of our minimum obligations under these contracts are over the life of the contract on a year-by-year basis, we are unable to determine the periods in which these obligations could be payable under these contracts. However, we intend to fulfill the obligations associated with these contracts through our purchases associated with the normal course of business.

Contingencies

Securities Litigation. On November 9, 2023, a purported FMC shareholder filed a putative class action complaint (*Heeg v. FMC Corporation, et al.*) in the U.S. District Court for the Eastern District of Pennsylvania (“EDPA”) and named as defendants FMC and certain of its current executives (the “Defendants”). The complaint alleges, generally, that FMC made misrepresentations regarding business, operations, and prospects, including allegations that the Defendants failed to disclose: (1) the diminishment of patent protection for flagship products in certain markets, including India, China, and Brazil; and (2) the status of proceedings related to FMC’s patent protection efforts. The complaint alleges violations of Section 10(b) of the Securities Exchange Act of 1934 (“Exchange Act”) and Rule 10b-5 promulgated thereunder, as well as Section 20(a) of the Exchange Act. The complaint seeks unspecified damages and other relief on behalf of all persons and entities who purchased or otherwise acquired FMC stock during the period November 2, 2022 to October 20, 2023. On November 14, 2023, a purported FMC shareholder filed *Employer-Teamsters Local v. FMC Corporation, et al.*, a putative class action complaint in the EDPA, asserting similar claims against the same defendants, based on similar substantive allegations as *Heeg*. The complaint seeks unspecified damages and other relief on behalf of all persons and entities who purchased or otherwise acquired FMC stock during the period November 2, 2022 to October 20, 2023. On December 7, 2023, a purported FMC shareholder filed *Oklahoma Firefighters Pension v. FMC Corporation, et al.*, a putative class action complaint in the EDPA, asserting similar claims against the same defendants, based on similar substantive allegations as *Heeg*. The complaint seeks unspecified damages and other relief on behalf of all persons and entities who purchased or otherwise acquired FMC stock during the period February 9, 2022 to October 20, 2023. In January 2024, certain shareholders filed motions to consolidate the various putative cases and to appoint them as lead plaintiff. The district court has not yet ruled on the motions. By stipulation of the parties, the Defendants have no obligation to respond to the complaints until after a lead plaintiff is appointed and an operative complaint is identified or a consolidated amended complaint is filed. FMC believes the Defendants have meritorious defenses and intends to defend itself and the Defendants vigorously.

Asbestos claims. Like hundreds of other industrial companies, we have been named as one of many defendants in asbestos-related personal injury litigation. Most of these cases allege personal injury or death resulting from exposure to asbestos in premises of FMC or to asbestos-containing components installed in machinery or equipment manufactured or sold by discontinued operations.

We intend to continue managing these asbestos-related cases in accordance with our historical experience. We have established a reserve for this litigation within our discontinued operations and believe that any exposure of a loss in excess of the established reserve cannot be reasonably estimated. Our experience has been that the overall trends in asbestos litigation have changed over time. Over the last several years, we have seen changes in the jurisdictions where claims against FMC are being filed and changes in the mix of products named in the various claims. Because these claim trends have yet to form a predictable pattern, we are presently unable to reasonably estimate our asbestos liability with respect to claims that may be filed in the future.

Paraquat cases. Along with Chevron USA Inc. and Syngenta AG, FMC has been named in approximately 500 cases pending in the Philadelphia Court of Common Pleas Mass Tort Program; these cases are in a preliminary pleading phase under review by the presiding judge. In general, plaintiffs allege they were exposed to paraquat, and as a result of this exposure, they developed disease or other health conditions. Chevron and Syngenta (or their predecessors) were registrants of paraquat products in the United States. FMC is not aware of ever having registered any paraquat products in the United States. FMC believes the Company has meritorious defenses and intends to defend itself vigorously.

Other contingent liabilities. In addition to the matters disclosed above, we have certain other contingent liabilities arising from litigation, claims, products we have sold, guarantees or warranties we have made, contracts we have entered into, indemnities we have provided, and other commitments or obligations incident to the ordinary course of business.

In Brazil, we are subject to claims from various governmental agencies regarding alleged additional indirect (non-income) taxes or duties as well as product liability matters and labor cases related to our operations. These disputes take many years to resolve as the matters move through administrative or judicial courts. We have provided reserves for such Brazilian matters that we consider probable and for which a reasonable estimate of the obligation can be made in the amount of \$5.8 million and \$6.2 million as of December 31, 2023 and 2022, respectively. The aggregate estimated reasonably possible loss contingencies related to such Brazilian matters exceed amounts accrued by approximately \$92 million at December 31, 2023. We defend these cases vigorously through to final judgment at the final level of adjudication. This reasonably possible estimate is based upon information available as of the date of the filing and the actual future losses may be higher given the uncertainties regarding the ultimate decision by administrative or judicial authorities in Brazil.

FMC CORPORATION

Notes to Consolidated Financial Statements — (Continued)

In India, we are subject to audits or other proceedings by tax authorities regarding certain alleged additional indirect taxes related to our operations. Indian tax authorities have recently begun auditing or investigating many companies, including our FMC subsidiary in India, on the goods and service tax ("GST") indirect tax law which came into force in 2017. Such proceedings and potential future litigations, in which the tax authorities are challenging the technical tax position taken by the Company, take many years to resolve as the matters are heard and decided upon by tax authorities or courts. We have provided reserves for such historical Indian tax matters that we consider probable and a reasonable estimate of the obligation as of December 31, 2021 was approximately \$33.5 million. As of December 31, 2023, the majority of these matters have been settled and the remaining obligation is immaterial. The timing and amount of the remaining obligations will vary based on final negotiations and the reserve will be reduced as these payments are made.

Regarding other contingencies arising from operations, some of these contingencies are known - for example pending product liability litigation or claims - but are so preliminary that the merits cannot be determined, or if more advanced, are not deemed material based on current knowledge. Some contingencies are unknown - for example, claims with respect to which we have no notice or claims which may arise in the future, resulting from products we have sold, guarantees or warranties we have made, or indemnities we have provided. Therefore, we are unable to develop a reasonable estimate of our potential exposure of loss for these contingencies, either individually or in the aggregate, at this time. Based on information currently available and established reserves, we have no reason to believe that the ultimate resolution of our known contingencies, including the matters described in this Note, will have a material adverse effect on our consolidated financial position, liquidity or results of operations. However, there can be no assurance that the outcome of these contingencies will be favorable, and adverse results in certain of these contingencies could have a material adverse effect on our consolidated financial position, results of operations in any one reporting period, or liquidity.

See Note 11 to the consolidated financial statements included within this Form 10-K for the Portland Harbor site for legal proceedings associated with our environmental contingencies.

Note 21: Segment Information

As discussed in Note 1 to the consolidated financial statements included within this Form 10-K, we operate as a single business segment providing innovative solutions to growers around the world with a robust product portfolio fueled by a market-driven discovery and development pipeline in crop protection, plant health, and professional pest and turf management.

For revenue by major geographical region, refer to Note 3 to the consolidated financial statements included within this Form 10-K. The following table provides our long-lived assets by major geographical region:

| (in Millions) | December 31, | |
|--|-------------------|-------------------|
| | 2023 | 2022 |
| Long-lived assets ⁽¹⁾ | | |
| North America ⁽²⁾ | \$ 1,063.4 | \$ 1,060.7 |
| Latin America | 714.8 | 759.0 |
| Europe, Middle East, and Africa ⁽²⁾ | 1,718.2 | 1,684.1 |
| Asia ⁽²⁾ | 1,964.1 | 2,018.2 |
| Total | \$ 5,460.5 | \$ 5,522.0 |

(1) Geographic long-lived assets exclude long-term deferred income taxes.

(2) The countries with long-lived assets in excess of 10 percent of consolidated long-lived assets at December 31, 2023 and 2022 are Singapore, which totaled \$1,699.6 million and \$1,745.0 million, the U.S., which totaled \$1,036.7 million and \$1,047.4 million and Denmark, which totaled \$1,334.0 million and \$1,075.7 million, respectively.

FMC CORPORATION
Notes to Consolidated Financial Statements — (Continued)
Note 22: Supplemental Information

The following tables present details of prepaid and other current assets, other assets including long-term receivables, net, accrued and other liabilities and other long-term liabilities as presented on the consolidated balance sheets:

| (in Millions) | December 31, | |
|---|-----------------|-----------------|
| | 2023 | 2022 |
| Prepaid and other current assets | | |
| Prepaid insurance | \$ 15.3 | \$ 12.6 |
| Tax related items including value added tax receivables | 241.9 | 172.4 |
| Refund asset ⁽¹⁾ | 59.5 | 36.8 |
| Environmental obligation recoveries (Note 11) | 1.5 | 3.2 |
| Derivative assets (Note 19) | 0.2 | 13.2 |
| Other prepaid and current assets | 80.5 | 105.4 |
| Total | \$ 398.9 | \$ 343.6 |

| (in Millions) | December 31, | |
|---|-----------------|-----------------|
| | 2023 | 2022 |
| Other assets including long-term receivables, net | | |
| Non-current receivables (Note 9) | \$ 19.5 | \$ 60.8 |
| Advance to contract manufacturers | 97.1 | 119.4 |
| Capitalized software, net | 123.3 | 133.0 |
| Environmental obligation recoveries (Note 11) | 3.4 | 3.2 |
| Beneficial interest in trade receivables securitization (Note 19) | 23.3 | 19.3 |
| Income taxes indirect benefits | 19.7 | 21.2 |
| Operating lease ROU asset (Note 17) | 121.8 | 123.8 |
| Deferred compensation arrangements (Note 19) | 23.8 | 22.5 |
| Pension and other postretirement benefits (Note 14) | 30.7 | 22.4 |
| Other long-term assets | 26.9 | 34.9 |
| Total | \$ 489.5 | \$ 560.5 |

- (1) In accordance with revenue standard requirements, a sales return liability is recognized for the consideration paid by a customer to which FMC does not expect to be entitled, together with a corresponding refund asset to recover the product from the customer. See (1) below.

| (in Millions) | December 31, | |
|---|-----------------|-----------------|
| | 2023 | 2022 |
| Accrued and other liabilities | | |
| Restructuring reserves (Note 8) | \$ 47.4 | \$ 7.6 |
| Dividend payable (Note 16) | 72.5 | 72.7 |
| Accrued payroll | 55.5 | 99.8 |
| Environmental reserves, current, net of recoveries (Note 11) | 97.4 | 90.1 |
| Derivative liabilities (Note 19) | 11.6 | 17.8 |
| Furadan [®] product exit asset retirement obligations (Note 1) | 5.0 | 10.0 |
| Operating lease current liabilities (Note 17) | 24.4 | 22.0 |
| Other accrued and other liabilities ⁽¹⁾ | 371.0 | 281.8 |
| Total | \$ 684.8 | \$ 601.8 |

FMC CORPORATION

Notes to Consolidated Financial Statements — (Continued)

| (in Millions) | December 31, | |
|--|-----------------|-----------------|
| | 2023 | 2022 |
| Other long-term liabilities | | |
| Restructuring reserves (Note 8) | \$ 3.0 | \$ 3.0 |
| Asset retirement obligations, long-term (Note 1) | 1.4 | 6.0 |
| Transition tax related to Tax Cuts and Jobs Act ⁽²⁾ | 23.3 | 62.6 |
| Contingencies related to uncertain tax positions (Note 12) | 62.4 | 52.4 |
| Deferred compensation arrangements (Note 19) | 24.4 | 23.5 |
| Self-insurance reserves (primarily workers' compensation) | 2.3 | 3.4 |
| Lease obligations (Note 17) | 123.2 | 128.6 |
| Reserve for discontinued operations (Note 10) | 135.6 | 127.2 |
| Unfavorable contracts | 5.6 | 10.1 |
| Other long-term liabilities | 26.2 | 28.6 |
| Total | \$ 407.4 | \$ 445.4 |

(1) Other accrued and other liabilities includes our estimated liability for sales returns.

(2) Represents noncurrent portion of overall transition tax to be paid over the next two years.

FMC CORPORATION
Notes to Consolidated Financial Statements — (Continued)
Note 23: Quarterly Financial Information (Unaudited)

| (in Millions, Except Share and Per Share Data) | 2023 | | | | 2022 | | | |
|--|-----------------|----------------|------------------|-------------------|-----------------|-----------------|-----------------|-----------------|
| | 1Q | 2Q | 3Q | 4Q | 1Q | 2Q | 3Q | 4Q |
| Revenue | \$ 1,344.3 | \$ 1,014.5 | \$ 981.9 | \$ 1,146.1 | \$ 1,350.8 | \$ 1,452.3 | \$ 1,377.2 | \$ 1,622.0 |
| Gross margin | 581.3 | 432.8 | 381.2 | 435.7 | 572.7 | 591.0 | 477.5 | 685.6 |
| Income (loss) from continuing operations before equity in (earnings) loss of affiliates, non-operating pension and postretirement charges (income), interest expense, net and income taxes | 304.5 | 132.2 | 100.8 | 18.1 | 303.3 | 235.9 | 210.6 | 394.5 |
| Income (loss) from continuing operations | 207.4 | 53.9 | 4.6 | 1,153.6 | 226.8 | 142.0 | 134.5 | 335.4 |
| Discontinued operations, net of income taxes | (11.5) | (21.5) | (8.3) | (57.2) | (15.2) | (10.8) | (16.2) | (55.0) |
| Net income (loss) | \$ 195.9 | \$ 32.4 | \$ (3.7) | \$ 1,096.4 | \$ 211.6 | \$ 131.2 | \$ 118.3 | \$ 280.4 |
| Less: Net income (loss) attributable to noncontrolling interests | (0.1) | 1.9 | (0.2) | (2.1) | 4.2 | (3.0) | (2.7) | 6.5 |
| Net income (loss) attributable to FMC stockholders | \$ 196.0 | \$ 30.5 | \$ (3.5) | \$ 1,098.5 | \$ 207.4 | \$ 134.2 | \$ 121.0 | \$ 273.9 |
| Amounts attributable to FMC stockholders: | | | | | | | | |
| Continuing operations, net of income taxes | \$ 207.5 | \$ 52.0 | \$ 4.8 | \$ 1,155.7 | \$ 222.6 | \$ 145.0 | \$ 137.2 | \$ 328.9 |
| Discontinued operations, net of income taxes | (11.5) | (21.5) | (8.3) | (57.2) | (15.2) | (10.8) | (16.2) | (55.0) |
| Net income (loss) | \$ 196.0 | \$ 30.5 | \$ (3.5) | \$ 1,098.5 | \$ 207.4 | \$ 134.2 | \$ 121.0 | \$ 273.9 |
| Basic earnings (loss) per common share attributable to FMC stockholders ⁽¹⁾: | | | | | | | | |
| Continuing operations | \$ 1.65 | \$ 0.41 | \$ 0.04 | \$ 9.23 | \$ 1.77 | \$ 1.15 | \$ 1.09 | \$ 2.61 |
| Discontinued operations | (0.09) | (0.17) | (0.07) | (0.46) | (0.12) | (0.09) | (0.13) | (0.44) |
| Basic net income (loss) per common share | \$ 1.56 | \$ 0.24 | \$ (0.03) | \$ 8.77 | \$ 1.65 | \$ 1.06 | \$ 0.96 | \$ 2.17 |
| Diluted earnings (loss) per common share attributable to FMC stockholders ⁽¹⁾: | | | | | | | | |
| Continuing operations | \$ 1.64 | \$ 0.41 | \$ 0.04 | \$ 9.23 | \$ 1.76 | \$ 1.15 | \$ 1.08 | \$ 2.61 |
| Discontinued operations | (0.09) | (0.17) | (0.07) | (0.46) | (0.12) | (0.09) | (0.13) | (0.44) |
| Diluted net income (loss) per common share | \$ 1.55 | \$ 0.24 | \$ (0.03) | \$ 8.77 | \$ 1.64 | \$ 1.06 | \$ 0.95 | \$ 2.17 |
| Weighted average shares outstanding: | | | | | | | | |
| Basic | 125.3 | 125.1 | 124.9 | 124.9 | 126.1 | 126.2 | 126.2 | 125.6 |
| Diluted | 126.1 | 125.7 | 125.3 | 125.2 | 126.8 | 126.9 | 126.9 | 126.4 |

(1) The sum of quarterly earnings per common share may differ from the full-year amount.

Report of Independent Registered Public Accounting Firm

To the Stockholders and Board of Directors
FMC Corporation:

Opinion on the Consolidated Financial Statements

We have audited the accompanying consolidated balance sheets of FMC Corporation and subsidiaries (the Company) as of December 31, 2023 and 2022, the related consolidated statements of income (loss), comprehensive income (loss), changes in equity, and cash flows for each of the years in the three-year period ended December 31, 2023, and the related notes and schedule II – valuation and qualifying accounts and reserves (collectively, the consolidated financial statements). In our opinion, the consolidated financial statements present fairly, in all material respects, the financial position of the Company as of December 31, 2023 and 2022, and the results of its operations and its cash flows for each of the years in the three-year period ended December 31, 2023, in conformity with U.S. generally accepted accounting principles.

We also have audited, in accordance with the standards of the Public Company Accounting Oversight Board (United States) (PCAOB), the Company's internal control over financial reporting as of December 31, 2023, based on criteria established in *Internal Control – Integrated Framework (2013)* issued by the Committee of Sponsoring Organizations of the Treadway Commission, and our report dated February 27, 2024 expressed an unqualified opinion on the effectiveness of the Company's internal control over financial reporting.

Basis for Opinion

These consolidated financial statements are the responsibility of the Company's management. Our responsibility is to express an opinion on these consolidated financial statements based on our audits. We are a public accounting firm registered with the PCAOB and are required to be independent with respect to the Company in accordance with the U.S. federal securities laws and the applicable rules and regulations of the Securities and Exchange Commission and the PCAOB.

We conducted our audits in accordance with the standards of the PCAOB. Those standards require that we plan and perform the audit to obtain reasonable assurance about whether the consolidated financial statements are free of material misstatement, whether due to error or fraud. Our audits included performing procedures to assess the risks of material misstatement of the consolidated financial statements, whether due to error or fraud, and performing procedures that respond to those risks. Such procedures included examining, on a test basis, evidence regarding the amounts and disclosures in the consolidated financial statements. Our audits also included evaluating the accounting principles used and significant estimates made by management, as well as evaluating the overall presentation of the consolidated financial statements. We believe that our audits provide a reasonable basis for our opinion.

Critical Audit Matters

The critical audit matter communicated below is a matter arising from the current period audit of the consolidated financial statements that was communicated or required to be communicated to the audit committee and that: (1) relates to accounts or disclosures that are material to the consolidated financial statements and (2) involved our especially challenging, subjective, or complex judgments. The communication of a critical audit matter does not alter in any way our opinion on the consolidated financial statements, taken as a whole, and we are not, by communicating the critical audit matter below, providing a separate opinion on the critical audit matter or on the accounts or disclosures to which it relates.

Evaluation of unrecognized tax benefits

As discussed in Note 12, the Company has \$51.2 million of unrecognized tax benefits as of December 31, 2023. The Company recognizes the largest amount of tax benefit that it believes is more than 50 percent likely to be sustained. A significant amount of the Company's earnings are generated by certain foreign subsidiaries whose earnings are taxed at lower rates than the United States federal statutory rate.

We identified the evaluation of the Company's unrecognized tax benefits related to the earnings of certain foreign subsidiaries as a critical audit matter. Complex auditor judgment was required in evaluating the Company's interpretation of tax law, the transfer pricing structure, and its analysis of the recognition of its tax benefits.

The following are the primary procedures we performed to address this critical audit matter. We evaluated the design and tested the operating effectiveness of certain internal controls over the unrecognized tax benefits process, including controls related to the transfer pricing structure which affects the determination of earnings of certain foreign subsidiaries. We also involved tax and transfer pricing professionals with specialized skills and knowledge, who assisted in:

- Examining the Company's tax positions, including the methodology for evaluating unrecognized tax benefits;
- Assessing transfer pricing studies with applicable laws and regulations;
- Evaluating the Company's interpretation of tax laws and income tax consequences of intercompany transactions
- Considering applicable settlements with taxing authorities; and
- Evaluating the Company's determination of unrecognized tax benefits.

/s/ **KPMG LLP**

We have served as the Company's auditor since 1928.

Philadelphia, Pennsylvania

February 27, 2024

MANAGEMENT'S ANNUAL REPORT ON INTERNAL CONTROL OVER FINANCIAL REPORTING

Management is responsible for establishing and maintaining adequate internal control over financial reporting as defined in Exchange Act Rule 13a-15(f). FMC's internal control over financial reporting is a process designed to provide reasonable assurance regarding the reliability of financial reporting and the preparation of financial statements for external purposes in accordance with U.S. generally accepted accounting principles. Internal control over financial reporting includes those written policies and procedures that:

- pertain to the maintenance of records that, in reasonable detail, accurately and fairly reflect the transactions and dispositions of the assets of FMC;
- provide reasonable assurance that transactions are recorded as necessary to permit preparation of financial statements in accordance with U.S. generally accepted accounting principles;
- provide reasonable assurance that receipts and expenditures of FMC are being made only in accordance with authorization of management and directors of FMC; and
- provide reasonable assurance regarding prevention or timely detection of unauthorized acquisition, use or disposition of assets that could have a material effect on the consolidated financial statements.

Internal control over financial reporting includes the controls themselves, monitoring and internal auditing practices and actions taken to correct deficiencies as identified.

Because of its inherent limitations, internal control over financial reporting may not prevent or detect misstatements. Also, projections of any evaluation of effectiveness to future periods are subject to the risk that controls may become inadequate because of changes in conditions, or that the degree of compliance with the policies or procedures may deteriorate.

We assessed the effectiveness of our internal control over financial reporting as of December 31, 2023. We based this assessment on criteria for effective internal control over financial reporting described in "Internal Control—Integrated Framework (COSO 2013)" issued by the Committee of Sponsoring Organizations of the Treadway Commission. Management's assessment included an evaluation of the design of our internal control over financial reporting and testing of the operational effectiveness of our internal control over financial reporting. We reviewed the results of our assessment with the Audit Committee of our Board of Directors.

Based on this assessment, we determined that, as of December 31, 2023, FMC has effective internal control over financial reporting.

KPMG LLP, our independent registered public accounting firm, has issued an attestation report on the effectiveness of internal control over financial reporting as of December 31, 2023, which appears on the following page.

Report of Independent Registered Public Accounting Firm

To the Stockholders and Board of Directors
FMC Corporation:

Opinion on Internal Control Over Financial Reporting

We have audited FMC Corporation and subsidiaries' (the Company) internal control over financial reporting as of December 31, 2023, based on criteria established in *Internal Control – Integrated Framework (2013)* issued by the Committee of Sponsoring Organizations of the Treadway Commission. In our opinion, the Company maintained, in all material respects, effective internal control over financial reporting as of December 31, 2023, based on criteria established in *Internal Control – Integrated Framework (2013)* issued by the Committee of Sponsoring Organizations of the Treadway Commission.

We also have audited, in accordance with the standards of the Public Company Accounting Oversight Board (United States) (PCAOB), the consolidated balance sheets of the Company as of December 31, 2023 and 2022, the related consolidated statements of income (loss), comprehensive income (loss), changes in equity, and cash flows for each of the years in the three-year period ended December 31, 2023, and the related notes and schedule II – valuation and qualifying accounts and reserves (collectively, the consolidated financial statements), and our report dated February 27, 2024 expressed an unqualified opinion on those consolidated financial statements.

Basis for Opinion

The Company's management is responsible for maintaining effective internal control over financial reporting and for its assessment of the effectiveness of internal control over financial reporting, included in the accompanying Management's Annual Report on Internal Control Over Financial Reporting. Our responsibility is to express an opinion on the Company's internal control over financial reporting based on our audit. We are a public accounting firm registered with the PCAOB and are required to be independent with respect to the Company in accordance with the U.S. federal securities laws and the applicable rules and regulations of the Securities and Exchange Commission and the PCAOB.

We conducted our audit in accordance with the standards of the PCAOB. Those standards require that we plan and perform the audit to obtain reasonable assurance about whether effective internal control over financial reporting was maintained in all material respects. Our audit of internal control over financial reporting included obtaining an understanding of internal control over financial reporting, assessing the risk that a material weakness exists, and testing and evaluating the design and operating effectiveness of internal control based on the assessed risk. Our audit also included performing such other procedures as we considered necessary in the circumstances. We believe that our audit provides a reasonable basis for our opinion.

Definition and Limitations of Internal Control Over Financial Reporting

A company's internal control over financial reporting is a process designed to provide reasonable assurance regarding the reliability of financial reporting and the preparation of financial statements for external purposes in accordance with generally accepted accounting principles. A company's internal control over financial reporting includes those policies and procedures that (1) pertain to the maintenance of records that, in reasonable detail, accurately and fairly reflect the transactions and dispositions of the assets of the company; (2) provide reasonable assurance that transactions are recorded as necessary to permit preparation of financial statements in accordance with generally accepted accounting principles, and that receipts and expenditures of the company are being made only in accordance with authorizations of management and directors of the company; and (3) provide reasonable assurance regarding prevention or timely detection of unauthorized acquisition, use, or disposition of the company's assets that could have a material effect on the financial statements.

Because of its inherent limitations, internal control over financial reporting may not prevent or detect misstatements. Also, projections of any evaluation of effectiveness to future periods are subject to the risk that controls may become inadequate because of changes in conditions, or that the degree of compliance with the policies or procedures may deteriorate.

/s/ KPMG LLP

Philadelphia, Pennsylvania
February 27, 2024

FMC CORPORATION

SCHEDULE II - VALUATION AND QUALIFYING ACCOUNTS AND RESERVES

| (in Millions) | Balance, Beginning of Year | Provision (Benefit) | | Net recoveries, write- offs and other ⁽¹⁾ | Balance, End of Year |
|--|----------------------------------|----------------------------------|--|---|----------------------------|
| | | Charged to Costs and Expenses | Charged to Other Comprehensive Income | | |
| December 31, 2023 | | | | | |
| Reserve for doubtful accounts ⁽²⁾ | \$ 78.4 | 6.3 | — | (28.5) | \$ 56.2 |
| Deferred tax valuation allowance | 457.6 | 130.5 | 0.3 | — | 588.4 |
| December 31, 2022 | | | | | |
| Reserve for doubtful accounts ⁽²⁾ | \$ 65.1 | (0.5) | — | 13.8 | \$ 78.4 |
| Deferred tax valuation allowance | 398.7 | 61.5 | (2.6) | — | 457.6 |
| December 31, 2021 | | | | | |
| Reserve for doubtful accounts ⁽²⁾ | \$ 52.6 | 21.1 | — | (8.6) | \$ 65.1 |
| Deferred tax valuation allowance | 335.6 | 61.4 | 1.7 | — | 398.7 |

- (1) Write-offs are net of recoveries.
(2) Includes short-term and long-term portion.

ITEM 9. CHANGES IN AND DISAGREEMENTS WITH ACCOUNTANTS ON ACCOUNTING AND FINANCIAL DISCLOSURE

None.

ITEM 9A. CONTROLS AND PROCEDURES

(a) Evaluation of disclosure controls and procedures. Based on management's evaluation (with the participation of the Company's Chief Executive Officer and Chief Financial Officer), the Chief Executive Officer and Chief Financial Officer have concluded that, as of the end of the period covered by this report, the Company's disclosure controls and procedures (as defined in Rules 13a-15(e) and 15d-15(e) under the Securities Exchange Act of 1934) are effective to provide reasonable assurance that information required to be disclosed by the Company in reports filed or submitted under the Securities Exchange Act of 1934 is recorded, processed, summarized and reported within the time periods specified in the SEC's rules and forms and is accumulated and communicated to management, including our principal executive officer and principal financial officer, as appropriate to allow timely decisions regarding required disclosure.

Management's annual report on internal control over financial reporting. Refer to Management's Annual Report on Internal Control Over Financial Reporting which is included in Item 8 of Part II of this Annual Report on Form 10-K and is incorporated by reference to this Item 9A.

Audit report of the independent registered public accounting firm. Refer to Report of Independent Registered Public Accounting Firm which is included in Item 8 of Part II of this Annual Report on Form 10-K and is incorporated by reference to this Item 9A.

(b) Change in Internal Controls. There have been no changes in internal controls over financial reporting that occurred during the quarter ended December 31, 2023 that materially affected or are reasonably likely to materially affect our internal controls over financing reporting.

ITEM 9B. OTHER INFORMATION

Securities Trading Plans of Directors and Officers

During the three months ended December 31, 2023, none of the directors or officers, as defined in Rule 16a-1(f) of the Securities Exchange Act of 1934, of the Company adopted or terminated (i) a Rule 10b5-1 trading arrangement, as defined in Item 408(a) under Regulation S-K of the Securities Act of 1933, or (ii) a non-Rule 10b5-1 trading arrangement, as defined in Item 408(c) under Regulation S-K of the Securities Act of 1933.

ITEM 9C. DISCLOSURE REGARDING FOREIGN JURISDICTIONS THAT PREVENT INSPECTIONS

Not Applicable.

PART III**ITEM 10. DIRECTORS, EXECUTIVE OFFICERS AND CORPORATE GOVERNANCE**

Information concerning directors, appearing under the caption "III. Board of Directors" in our Proxy Statement to be filed with the SEC in connection with the Annual Meeting of Stockholders scheduled to be held on April 30, 2024 (the "Proxy Statement"), information concerning executive officers, appearing under the caption "Item 4A. Information about our Executive Officers" in Part I of this Annual Report on Form 10-K, information concerning the Audit Committee, appearing under the caption "IV. Information About the Board of Directors and Corporate Governance - Committees and Independence of Directors - Audit Committee" in the Proxy Statement, and information concerning the Code of Ethics, appearing under the caption "IV. Information About the Board of Directors and Corporate Governance - Corporate Governance - Code of Ethics and Business Conduct Policy" in the Proxy Statement, is incorporated herein by reference in response to this Item 10.

ITEM 11. EXECUTIVE COMPENSATION

The information contained in the Proxy Statement in the section titled "VI. Executive Compensation" with respect to executive compensation, in the section titled "IV. Information About the Board of Directors and Corporate Governance—Director Compensation" and "—Corporate Governance—Compensation and Human Capital Committee Interlocks and Insider Participation" is incorporated herein by reference in response to this Item 11.

ITEM 12. SECURITY OWNERSHIP OF CERTAIN BENEFICIAL OWNERS AND MANAGEMENT AND RELATED STOCKHOLDER MATTERS

The information contained in the section titled "V. Security Ownership of FMC Corporation" in the Proxy Statement, with respect to security ownership of certain beneficial owners and management, is incorporated herein by reference in response to this Item 12.

Equity Compensation Plan Information

The table below sets forth information with respect to compensation plans under which equity securities of FMC are authorized for issuance as of December 31, 2023. All of the equity compensation plans pursuant to which we are currently granting equity awards have been approved by stockholders.

| <i>(Shares in thousands)</i> | Number of Securities to be issued upon exercise of outstanding options and restricted stock awards (A) | Weighted-average exercise price of outstanding options awards (B) | Number of Securities remaining available for future issuance under equity compensation plans (excluding securities reflected in column (A)) (C) |
|--|--|--|--|
| Equity Compensation Plans approved by stockholders | 2,004 | \$ 94.73 | 6,600 |

(1) Taking into account all outstanding awards included in this table, the weighted-average exercise price of such stock options is \$94.73 and the weighted-average term-to-expiration is 5.6 years.

(2) Includes 1,396 thousand stock options and 435 thousand restricted stock awards granted to employees and 173 thousand restricted stock units held by directors.

ITEM 13. CERTAIN RELATIONSHIPS AND RELATED TRANSACTIONS, AND DIRECTOR INDEPENDENCE

The information contained in the Proxy Statement concerning our independent directors and related party transactions under the caption "IV. Information About the Board of Directors and Corporate Governance—Committees and Independence of Directors," and the information contained in the Proxy Statement concerning our related party transactions policy, appearing under the caption "IV. Information About the Board of Directors and Corporate Governance—Corporate Governance—Related Party Transactions Policy," is incorporated herein by reference in response to this Item 13.

ITEM 14. PRINCIPAL ACCOUNTANT FEES AND SERVICES

The information contained in the Proxy Statement in the section titled "II. The Proposals to be Voted On—Ratification of Appointment of Independent Registered Public Accounting Firm" is incorporated herein by reference in response to this Item 14.

Our independent registered public accounting firm is KPMG LLP, Philadelphia, PA. Auditor Firm ID: PCAOB ID 185

PART IV

ITEM 15. EXHIBITS AND FINANCIAL STATEMENT SCHEDULES

Documents filed with this Report

1. Consolidated financial statements of FMC Corporation and its subsidiaries are incorporated under Item 8 of this Form 10-K.
2. The following supplementary financial information is filed in this Form 10-K:

Financial Statements Schedule II – Valuation and qualifying accounts and reserves for the years ended December 31, 2023, 2022, and 2021

Page

[112](#)

The schedules not included herein are omitted because they are not applicable or the required information is presented in the financial statements or related notes.

3. Exhibits – The following exhibits are filed as a part of, or incorporated by reference into, this Form 10-K:

(a) Exhibits

| Exhibit No. | Exhibit Description |
|---|--|
| (2) Plan of acquisition, reorganization, arrangement, liquidation or succession | |
| *2.1a | Transaction Agreement, dated March 31, 2017, by and between E.I. du Pont de Nemours and Company and FMC Corporation (Exhibit 2.1 to the Current Report on Form 8-K filed on April 4, 2017) |
| *2.1b | Purchase Price Allocation Side Letter Agreement, dated as of May 12, 2017, by and between E. I. du Pont de Nemours and Company and FMC Corporation (Exhibit 10.26 to the Quarterly Report on Form 10-Q filed on November 7, 2017) |
| (3) Articles of Incorporation and By-Laws | |
| *3.1 | Restated Certificate of Incorporation, as amended through April 30, 2019 (Exhibit 3.1 to the Quarterly Report on Form 10-Q filed on May 8, 2019) |
| *3.2 | Restated By-Laws of FMC Corporation as of December 14, 2022 (Exhibit 3.1 to the Current Report on Form 8-K filed on December 15, 2022) |
| (4) Instruments defining the rights of security holders, including indentures. FMC Corporation undertakes to furnish to the SEC upon request, a copy of any instrument defining the rights of holders of long-term debt of FMC Corporation and its consolidated subsidiaries and for any of its unconsolidated subsidiaries for which financial statements are required to be filed. | |
| *4.1 | Indenture, dated as of November 15, 2009, by and between FMC Corporation and U.S. Bank National Association, as trustee (Exhibit 4.1 to the Current Report on Form 8-K filed on November 30, 2009) |
| *4.2 | First Supplemental Indenture, dated as of November 30, 2009, by and between FMC Corporation and U.S. Bank National Association, as trustee (including the form of the Note) (Exhibit 4.2 to the Current Report on Form 8-K filed on November 30, 2009) |
| *4.3 | Second Supplemental Indenture, dated as of November 22, 2011, by and between the Company and U.S. Bank National Association, as trustee (including the form of the Note) (Exhibit 4.2 to the Current Report on Form 8-K filed on November 22, 2011) |
| *4.4 | Third Supplemental Indenture, dated as of November 15, 2013, by and between the Company and U.S. Bank National Association, as trustee (including the form of the Note) (Exhibit 4.1 to the Current Report on Form 8-K filed on November 15, 2013) |
| *4.5 | Fourth Supplemental Indenture, dated as of September 20, 2019, by and between the Company and U.S. Bank National Association, as trustee (including the forms of the Notes attached as Exhibit A, Exhibit B and Exhibit C thereto) (Exhibit 4.2 to the Current Report on Form 8-K filed on September 23, 2019) |
| *4.6 | Description of Capital Stock (Exhibit 4.6 to the Annual Report on Form 10-K filed on February 28, 2020) |
| *4.7 | Fifth Supplemental Indenture, dated as of May 18, 2023, by and between the Company and U.S. Bank Trust Company, National Association, as trustee (Exhibit 4.2 to the Current Report on Form 8-K filed on May 18, 2023) |
| (10) Material contracts | |

- *10.1a [Third Amended and Restated Credit Agreement, dated as of May 17, 2019, among FMC Corporation, certain subsidiaries of FMC Corporation party thereto, the lenders and issuing banks party thereto, and Citibank, N.A., as Administrative Agent for such lenders. \(Exhibit 10.1 to the Current Report on Form 8-K filed on May 20, 2019\)](#)
- *10.1b [Amendment No. 1, dated as of April 22, 2020, to the Third Amended and Restated Credit Agreement, dated as of May 17, 2019, among FMC Corporation, certain subsidiaries of FMC Corporation party thereto, the lenders and issuing banks party thereto, and Citibank, N.A., as Administrative Agent for such lenders. \(Exhibit 10.1 to the Current Report on Form 8-K filed on April 22, 2020\)](#)
- *10.1c [Fourth Amended and Restated Credit Agreement, dated as of May 26, 2021, among FMC Corporation, certain subsidiaries of FMC Corporation party thereto, the lenders and issuing banks party thereto, and Citibank, N.A., as Administrative Agent for such lenders. \(Exhibit 10.1 to the Current Report on Form 8-K filed on May 28, 2021\)](#)
- *10.1d [Fifth Amended and Restated Credit Agreement, dated as of June 17, 2022, among FMC Corporation, certain subsidiaries of FMC Corporation party thereto, the lenders and issuing banks party thereto, and Citibank, N.A., as Administrative Agent for such lenders. \(Exhibit 10.1 to the Current Report on Form 8-K filed on June 21, 2022\)](#)
- *10.1e [Term Loan Agreement, dated as of November 22, 2021, among FMC Corporation, the lenders party thereto, and Citibank, N.A., as Administrative Agent for such lenders. \(Exhibit 10.1 to the Current Report on Form 8-K filed on November 23, 2021\)](#)
- *10.1f [Amendment No. 1, dated as of June 27, 2022, to the Term Loan Agreement, dated as of November 22, 2021, among FMC Corporation, the lenders party thereto, and Citibank, N.A., as administrative agent for such lenders \(Exhibit 10.1 to the Current Report on Form 8-K filed on June 28, 2022\)](#)
- *10.1g [Amendment No. 1, dated as of June 30, 2023, to Fifth Amended and Restated Credit Agreement, dated as of June 17, 2022, among FMC Corporation, certain foreign subsidiaries of FMC Corporation party thereto, the lenders and issuing banks party thereto, and Citibank, N.A., as Administrative Agent for such lenders \(Exhibit 10.1 to the Current Report on Form 8-K filed on July 7, 2023\)](#)
- *10.1h [Amendment No. 2, dated as of November 7, 2023, to Fifth Amended and Restated Credit Agreement, dated as of June 17, 2022, among FMC Corporation, certain foreign subsidiaries of FMC Corporation party thereto, the lenders and issuing banks party thereto, and Citibank, N.A., as Administrative Agent for such lenders \(Exhibit 10.1 to the Current Report on Form 8-K filed on November 7, 2023\)](#)
- †*10.2 [FMC Corporation Compensation Plan for Non-Employee Directors As Amended and Restated Effective April 27, 2021 \(Exhibit 10.2 to the Annual Report on Form 10-K filed on February 25, 2021\)](#)
- †*10.2.a [Non-Employee Director Restricted Stock Unit Award Agreement - Annual Grant \(Exhibit 10.3.A. to the Quarterly Report on Form 10-Q filed on May 6, 2020\)](#)
- †*10.2.b [Non-Employee Director Restricted Stock Unit Award Agreement - Retainer Grant \(Exhibit 10.3.B. to the Quarterly Report on Form 10-Q filed on May 6, 2020\)](#)
- †*10.3 [FMC Corporation Salaried Employees' Equivalent Retirement Plan, as amended and restated effective as of January 1, 2009 \(Exhibit 10.5 to the Annual Report on Form 10-K filed on February 23, 2009\)](#)
- †*10.4 [FMC Corporation Salaried Employees' Equivalent Retirement Plan Grantor Trust, as amended and restated effective as July 31, 2001 \(Exhibit 10.6.a to the Quarterly Report on Form 10-Q filed on November 7, 2001\)](#)
- †*10.5 [FMC Corporation Non-Qualified Savings and Investment Plan, as adopted by the Company on December 17, 2008 \(Exhibit 10.7 to the Annual Report on Form 10-K filed on February 23, 2009\)](#)
- †*10.5a [Adoption Agreement for FMC Corporation Non-Qualified Savings and Investment Plan, effective as of December 17, 2008 \(Exhibit 4.2 to the Registration Statement on Form S-8 filed on December 19, 2019\)](#)
- †*10.5b [Amendment to the Adoption Agreement for FMC Corporation Non-Qualified Savings and Investment Plan, effective as of January 1, 2018 \(Exhibit 4.2.a to the Registration Statement on Form S-8 filed on December 19, 2019\)](#)
- †*10.6 [FMC Corporation Non-Qualified Savings and Investment Plan Trust, as amended and restated effective as of September 28, 2001 \(Exhibit 10.7.a to the Quarterly Report on Form 10-Q filed on November 7, 2001\)](#)
- †* 10.6a [First Amendment to FMC Corporation Non-Qualified Savings and Investment Plan Trust between Fidelity Management Trust Company and FMC Corporation, effective as of October 1, 2003 \(Exhibit 10.15a to the Annual Report on Form 10-K filed on March 11, 2004\)](#)
- †* 10.6b [Second Amendment to FMC Corporation Non-Qualified Savings and Investment Plan Trust, effective as of January 1, 2004 \(Exhibit 10.12b to the Annual Report on Form 10-K filed on March 14, 2005\)](#)

- †*10.6c [Third Amendment to FMC Corporation Non-Qualified Savings and Investment Plan Trust between Fidelity Management Trust Company and FMC Corporation, effective as of February 14, 2005 \(Exhibit 10.8.c to the Annual Report on Form 10-K filed on February 23, 2009\).](#)
- †*10.6d [Fourth Amendment to FMC Corporation Non-Qualified Savings and Investment Plan Trust between Fidelity Management Trust Company and FMC Corporation, effective as of July 1, 2005 \(Exhibit 10.8.d to the Annual Report on Form 10-K filed on February 23, 2009\).](#)
- †*10.6e [Fifth Amendment to FMC Corporation Non-Qualified Savings and Investment Plan Trust between Fidelity Management Trust Company and FMC Corporation, effective as of April 23, 2008 \(Exhibit 10.8.e to the Annual Report on Form 10-K filed on February 23, 2009\).](#)
- †*10.6f [Sixth Amendment to FMC Corporation Non-Qualified Savings and Investment Plan Trust between Fidelity Management Trust Company and FMC Corporation, effective as of March 26, 2009 \(Exhibit 10.7f to the Annual Report on Form 10-K filed on February 28, 2017\).](#)
- †*10.6g [Seventh Amendment to FMC Corporation Non-Qualified Savings and Investment Plan Trust between Fidelity Management Trust Company and FMC Corporation, effective as of April 1, 2017 \(Exhibit 10.7g to the Annual Report on Form 10-K filed on February 28, 2017\).](#)
- †*10.7 [FMC Corporation Incentive Compensation and Stock Plan as amended and restated through April 25, 2017 \(Exhibit 10.8 to the Annual Report on Form 10-K filed on February 28, 2018\).](#)
- †*10.7a [Form of Employee Restricted Stock Unit Agreement Pursuant to the FMC Corporation Incentive Compensation and Stock Plan \(Exhibit 10.8a to the Annual Report on Form 10-K filed on February 28, 2017\).](#)
- †*10.7b [Form of Nonqualified Stock Option Agreement Pursuant to the FMC Corporation Incentive Compensation and Stock Plan \(Exhibit 10.8b to the Annual Report on Form 10-K filed on February 28, 2017\).](#)
- †*10.7c [Form of Key Manager Restricted Stock Agreement Pursuant to the FMC Corporation Incentive Compensation and Stock Plan \(Exhibit 10.8c to the Annual Report on Form 10-K filed on February 28, 2017\).](#)
- *10.7d [Form of Performance-Based Restricted Stock Unit Award Agreement Pursuant to FMC Corporation Incentive Compensation and Stock Plan \(Exhibit 10.8d to the Quarterly Report on Form 10-Q filed on August 2, 2017\).](#)
- †*10.7e [Form of Performance-Based Restricted Stock Unit Award Agreement Pursuant to FMC Corporation Incentive Compensation and Stock Plan \(Relative Total Shareholder Return Metric\) \(Exhibit 10.8e to the Quarterly Report on Form 10-Q filed on May 8, 2019\).](#)
- †*10.7f [Form of Performance-Based Restricted Stock Unit Award Agreement Pursuant to FMC Corporation Incentive Compensation and Stock Plan \(Operating Cash Flow Metric\) \(Exhibit 10.7f to the Annual Report on Form 10-K filed on February 28, 2020\).](#)
- †*10.8 [FMC Corporation Executive Severance Plan, as amended and restated effective as of January 1, 2009 \(Exhibit 10.10 to the Annual Report on Form 10-K filed on February 23, 2009\).](#)
- †*10.9 [FMC Corporation Executive Severance Grantor Trust Agreement, dated July 31, 2001 \(Exhibit 10.10a to the Quarterly Report on Form 10-Q filed on November 7, 2001\).](#)
- †*10.10 [Amended and Restated Executive Severance Agreement, dated November 6, 2012, between FMC Corporation and Mark Douglas \(Exhibit 10.10 to the Annual Report on Form 10-K filed on February 25, 2021\).](#)
- *10.11 [Separation and Distribution Agreement, dated as of October 15, 2018, by and between Livent Corporation and FMC Corporation \(Exhibit 10.1 to the Current Report on Form 8-K of Livent Corporation, filed on October 15, 2018, SEC File No. 1-38694\) \(the "Livent October 2018 Form 8-K"\).](#)
- *10.12 [Transition Services Agreement, dated as of October 15, 2018, by and between Livent Corporation and FMC Corporation \(Exhibit 10.2 to the Livent October 2018 Form 8-K\).](#)
- *10.13 [Shareholders' Agreement, dated as of October 15, 2018, by and between Livent Corporation and FMC Corporation \(Exhibit 10.3 to the Livent October 2018 Form 8-K\).](#)
- *10.14 [Tax Matters Agreement, dated as of October 15, 2018, by and between Livent Corporation and FMC Corporation \(Exhibit 10.4 to the Livent October 2018 Form 8-K\).](#)
- *10.15 [Registration Rights Agreement, dated as of October 15, 2018, by and between Livent Corporation and FMC Corporation \(Exhibit 10.5 to the Livent October 2018 Form 8-K\).](#)
- †*10.16 [Amended and Restated Employee Matters Agreement, dated as of February 4, 2019, by and between Livent Corporation and FMC Corporation \(Exhibit 10.16 to the Annual Report on Form 10-K filed on February 25, 2021\).](#)

| | |
|---------|--|
| *10.17 | Trademark License Agreement, dated as of October 15, 2018, by and between Livent Corporation and FMC Corporation (Exhibit 10.7 to the Livent October 2018 Form 8-K) |
| †*10.18 | Executive Severance Agreement, dated May 15, 2018, between FMC Corporation and Andrew D. Sandifer (Exhibit 10.18 to the Annual Report on Form 10-K filed on February 25, 2021) |
| †*10.19 | Executive Severance Agreement, dated April 1, 2019, between FMC Corporation and Michael Reilly (Exhibit 10.19 to the Annual Report on Form 10-K filed on February 25, 2021). Pursuant to Instruction 2 to Item 601 of Regulation S-K, Executive Severance Agreements that are substantially identical in all material respects, except as to the parties thereto and the dates thereof, between FMC Corporation and each of Ronaldo Pereira, Diane Allemang, Vsevolod Rostovtsev, and Jacqueline Scanlan were not filed. |
| †*10.20 | Letter Agreement dated April 27, 2020 between FMC Corporation and Pierre Brondeau (Exhibit 10.1 to the Current Report on Form 8-K filed on April 30, 2020) |
| †*10.21 | FMC Corporation 2023 Incentive Stock Plan (Exhibit 10.1 to the Quarterly Report on Form 10-Q filed on August 3, 2023). |
| †10.21a | Form of Employee Restricted Stock Unit Award under the FMC Corporation 2023 Incentive Stock Plan |
| †10.21b | Form of Employee Non-Qualified Stock Option Award under the FMC Corporation 2023 Incentive Stock Plan |
| †10.21c | Form of Non-Employee Director Restricted Stock Unit Award Agreement - Annual Grant under the FMC Corporation 2023 Incentive Stock Plan |
| †10.21d | Form of Non-Employee Director Restricted Stock Unit Award Agreement - Retainer Grant under the FMC Corporation 2023 Incentive Stock Plan |
| †10.21e | Form of Employee Performance-Based Restricted Stock Unit Award Agreement under the FMC Corporation 2023 Incentive Stock Plan (Return on Invested Capital Metric) |
| †10.21f | Form of Employee Performance-Based Restricted Stock Unit Award Agreement under the FMC Corporation 2023 Incentive Stock Plan (Relative Total Shareholder Return Metric) |
| †10.21g | Form of Key Manager Restricted Stock Unit Award Agreement under the FMC Corporation 2023 Incentive Stock Plan |
| †10.22 | FMC Corporation Compensation Policy for Non-Employee Directors (As Amended and Restated Effective April 27, 2023) |
| *18 | KPMG LLP Preferability Letter Pension Accounting Change (Exhibit 18 to the Quarterly Report on Form 10-Q filed on November 2, 2022) |
| *18.1 | KPMG LLP Preferability Letter Inventory Accounting Change (Exhibit 18.1 to the Quarterly Report on Form 10-Q filed on November 2, 2022) |
| 21 | FMC Corporation List of Significant Subsidiaries |
| 23.1 | Consent of KPMG LLP |
| 31.1 | Chief Executive Officer Certification |
| 31.2 | Chief Financial Officer Certification |
| 32.1 | Chief Executive Officer Certification of Annual Report |
| 32.2 | Chief Financial Officer Certification of Annual Report |
| 97 | Policy Relating to Recovery of Erroneously Awarded Compensation (Effective as of October 2, 2023) |
| 101 | Interactive Data File |

* Incorporated by reference

† Management contract or compensatory plan or arrangement

ITEM 16. FORM 10-K SUMMARY

Optional disclosure, not included in this Report.

**FMC CORPORATION 2023 INCENTIVE STOCK PLAN
NOTICE OF GRANT OF RESTRICTED STOCK UNITS AND
AWARD AGREEMENT**

FMC Corporation (the “Company”), pursuant to its 2023 Incentive Stock Plan (the “Plan”), hereby grants to the individual listed below (the “Participant”) this award of Restricted Stock Units. The Restricted Stock Units described in this Notice of Grant of Restricted Stock Units (the “Notice”) are subject to the terms and conditions set forth in the Award Agreement attached hereto as Exhibit A (the “Agreement”) and the Plan, each of which is incorporated herein by reference. Unless otherwise defined herein, capitalized terms used in this Notice and the Agreement will have the meanings defined in the Plan.

| | |
|--|--|
| Participant: | |
| Grant Date: | |
| Total Number of Restricted Stock Units: | |
| Specified Vesting Date: | |

By signing below, the Participant agrees to be bound by the terms and conditions of the Plan, the Agreement and this Notice. This document may be executed, including by electronic means, in multiple counterparts, each of which will be deemed an original, and all of which together will be deemed a single instrument.

FMC CORPORATION

By: _____
 Title: _____
 Date: _____

PARTICIPANT

Signature: _____
 Date: _____

EXHIBIT A
TO NOTICE OF GRANT OF RESTRICTED STOCK UNITS

AWARD AGREEMENT
UNDER THE FMC CORPORATION
2023 INCENTIVE STOCK PLAN

1. **Grant of Restricted Stock Units.**

(a) Pursuant to the Plan and as of the Grant Date set forth in the Notice, the Company hereby awards to the Participant the number of Restricted Stock Units set forth in the Notice, subject to the terms and conditions set forth herein (the “Units”).

(b) Each Unit, once vested, represents an unfunded, unsecured right of the Participant to receive one Share at a specified time. The Units will become vested, and Shares will be issued in respect of vested Units, as set forth in this Agreement.

2. **Vesting.**

(a) Subject to the Participant’s continued employment by the Company through the applicable date or event, 100% of the Units will become vested on the earliest of:

(i) the Specified Vesting Date set forth in the Notice;

(ii) the date the Participant has satisfied the Normal Retirement Criteria;

(iii) the Participant’s death;

(iv) the Participant’s Disability;

(v) the cessation of the Participant’s employment with the Company within two years following a Change in Control due to either a termination by the Company without Cause or a resignation by the Participant with Good Reason; or

(vi) the Company’s termination of this arrangement in a manner consistent with the requirements of Treas. Reg. § 1.409A-3(j)(4)(ix).

(b) In addition, if prior to the date the Units otherwise vest, the Participant’s employment is terminated by the Company without Cause other than within two years following a Change in Control, a pro-rata portion of the Units (based on the number of days the Participant was employed by the Company from and after the Grant Date, relative to the total number of days in the period beginning on the Grant Date and ending on the Specified Vesting Date) will become vested on the effective date of such termination of employment.

(c) The application of Sections 2(a)(v) and 2(b) is, in each case, conditioned on (i) the Participant’s execution and delivery to the Company of a general release of claims against the Company and its affiliates in a form prescribed by the Company, and (ii) such release becoming irrevocable within 60 days following the cessation of the Participant’s employment or such shorter period specified by the Company. For avoidance of doubt, if this release requirement is not timely satisfied, the Units will be forfeited as of the effective date of the cessation of the Participant’s employment and the Participant will have no further rights with respect thereto.

(d) Upon a cessation of the Participant's employment with the Company, any Unit that has not become vested on or prior to the effective date of such cessation (taking into account any applicable acceleration of vesting under Sections 2(a) or 2(b)) will then be forfeited immediately and automatically, and the Participant will have no further rights with respect thereto.

(e) Solely for purposes of this Agreement, (x) employment with the Company will be deemed to include employment with an Affiliate, but only during the period of such affiliation, and (y) the Participant will be deemed to be in "continued employment" or "continuous employment" during temporary absences from active employment due to vacation or sick leave taken in accordance with Company policies or other approved leaves of absence.

3. **Timing of Issuance.**

(a) Subject to Section 3(b), Shares will be issued in respect of all vested Units upon the earliest to occur of:

(i) the Specified Vesting Date;

(ii) the Participant's "separation from service" (as that term is defined in Treas. Reg. § 1.409A-1(h)), provided that such separation occurs prior to the Participant's satisfaction of the Normal Retirement Criteria;

(iii) the Participant's death; or

(iv) the Company's termination of this arrangement in a manner consistent with the requirements of Treas. Reg. § 1.409A-3(j)(4)(ix).

(b) Notwithstanding anything herein to the contrary:

(i) to the extent permitted by Treas. Reg. § 1.409A-3(j)(4)(vi), the issuance of Shares in respect of a number of vested Units will be accelerated to the date that employment taxes become payable with respect to this Award. Such number of Units will be equal to the reasonably estimated amount of employment taxes then required to be withheld and remitted, divided by the then current fair market value of the Shares;

(ii) to the extent the requirements of Treas. Reg. § 1.409A-2(b)(7)(ii) are met, the issuance of Shares hereunder will be delayed to the extent the Company reasonably anticipates that the issuance will violate Federal securities laws or other applicable laws;

(iii) to the extent compliance with the requirements of Treas. Reg. § 1.409A-3(i)(2) is necessary to avoid the application of an additional tax under Section 409A of the Code, Shares that are otherwise issuable upon the Participant's "separation from service" (as that term is defined in Treas. Reg. § 1.409A-1(h)) will be deferred (without interest) and issued to the Participant immediately following that six month period; and

(iv) if the Units vest as a result of the application of Section 2(a)(v) or 2(b) and the period for the required release to become irrevocable under Section 2(c)(ii) spans two calendar years, Shares will not be issued prior to the start of that second calendar year.

(c) Fractional Shares will be rounded up to the next whole Share.

(d) Notwithstanding anything else herein to the contrary, if the Participant's employment is terminated by the Company for Cause (or if the Participant resigns at a time that a Cause basis for termination exists), then the Participant will forfeit immediately and automatically all Units (whether or not otherwise vested) and will have no further rights hereunder.

4. **Certain Definition(s).** For purposes of this Agreement:

(a) "*Normal Retirement Criteria*" means the Participant has (i) both attained age 62 and completed 10 years of continuous employment with the Company; or (ii) attained age 65.

5. **Non-Transferability.** The Units are subject to restrictions on transfer as set forth in Section 18 of the Plan.

6. **Rights Upon Death.** In the event of the death of the Participant, any distributions hereunder will be made to the Participant's estate. Notwithstanding the foregoing, if permitted by the Committee in its discretion, the Participant may, in the manner established by the Committee, designate a beneficiary (which may be a person or trust) to receive distributions hereunder in the event of the Participant's death. If the Committee permits beneficiary designations, but the Participant does not designate a beneficiary, the designated beneficiary does not survive the Participant or the beneficiary designation is invalid or defective, then distributions hereunder will be made to the Participant's estate.

7. **Stockholder Rights.**

(a) The Participant will not have any stockholder rights or privileges, including voting or dividend rights, with respect to the Shares subject to Units until such Shares are actually issued and registered in the Participant's name in the Company's books and records.

(b) The foregoing notwithstanding, if the Company declares and pays a cash dividend or distribution with respect to its Shares while Units are outstanding hereunder, the Company will make a special cash payment to the Participant equal to the amount of the dividend or distribution that would have been payable to the Participant had the Participant been the record holder of a number of Shares equal to the number of Units outstanding hereunder (whether or not vested) on the record date of such dividend or distribution. Such special cash payment will be paid at the same time as the related dividend or distribution and will be subject to withholding for applicable taxes.

8. **No Limitation on Rights of the Company.** The granting of Units will not in any way affect the right or power of the Company to make adjustments, reclassifications or changes in its capital or business structure or to merge, consolidate, reincorporate, dissolve, liquidate or sell or transfer all or any part of its business or assets.

9. **Company Policies.** The Participant acknowledges that this Award is subject to the clawback provisions set forth in Section 20 of the Plan. In addition, in consideration for the grant of this Award, the Participant agrees to be subject to any additional policies of the Company or its Affiliates covering the Participant regarding clawbacks, securities trading, and hedging or pledging of securities that may be in effect from time to time, whether adopted before or after the Grant Date, or as may otherwise be required by applicable law, regulation or exchange listing standard. The Participant understands that the Participant is hereby bound by each such policy in its entirety, and that such policies are not limited in their application to this Award, or equity or cash received in connection with this Award.

10. **No Right to Continued Employment.** Nothing in this Agreement or in the Plan will confer on the Participant any right to continue in service for any period of specific duration or interfere with or otherwise restrict in any way the rights of the Company (or Affiliate employing or retaining the Participant) to terminate the Participant's employment at any time for any reason, with or without Cause.

11. **Tax Matters.**

(a) In accordance with Section 19 of the Plan, the obligations of the Company hereunder are conditioned on the Participant satisfying required tax withholding obligations in a method authorized by the Committee.

(b) The Participant has had the opportunity to review with the Participant's own tax advisors the federal, state and local tax consequences of the transactions contemplated by this Agreement. The Participant is relying solely on such advisors and not on any statements or representations of the Company or any of its agents.

12. **Section 409A.** This Award is intended to comply with Section 409A of the Code and should be interpreted accordingly. Nonetheless, the Company does not guarantee the tax treatment of this Award.

13. **Notices.**

(a) Any notice required to be given or delivered to the Company under the terms of this Agreement must be given in writing and addressed, if to the Company, to its principal executive office to the attention of its General Counsel, and, if to the Participant, to the address on file with the Company, or to such other address as the Participant may designate in writing in accordance with this paragraph. Except as otherwise provided below in Section 13(b), any notice will be deemed to be duly given: if delivered personally or via recognized overnight delivery service, on the date and at the time so delivered; if sent via telecopier or email, on the date and at the time telecopied or emailed with confirmation of delivery; or, if mailed, five (5) days after the date of mailing by registered or certified mail.

(b) The Participant hereby authorizes the Company to deliver electronically any prospectuses or other documentation related to this Award, the Plan and any other compensation or benefit plan or arrangement in effect from time to time (including, without limitation, periodic reports, proxy statements or other documents that are required to be delivered to participants in such plans or arrangements pursuant to federal or state laws, rules or regulations). For this purpose, electronic delivery will include, without limitation, delivery by means of e-mail or e-mail notification that such documentation is available on the Company's Intranet site or the website of a vendor designated by the Company. Upon written request, the Company will provide to the Participant a paper copy of any document also delivered to the Participant electronically. The authorization described in this paragraph may be revoked by the Participant at any time by written notice to the Company.

14. **Administration.** By entering into this Agreement, the Participant agrees and acknowledges that (a) the Company has provided or made available to the Participant a copy of the Plan, (b) the Participant has read the Plan, (c) all Units are subject to the Plan, and (d) pursuant to the Plan, the Committee is authorized to interpret the Plan and awards issued thereunder, and to adopt rules and regulations not inconsistent with the Plan as it deems appropriate. The Participant hereby agrees to accept as binding, conclusive and final all decisions or interpretations of the Committee with respect to questions arising under the Plan or this Agreement.

15. **Acknowledgment of Non-Reliance.** Except for those representations and warranties expressly set forth in this Agreement, the Participant hereby disclaims reliance on any and all representations, warranties, or statements of any nature or kind, express or implied, including, but not limited to, the accuracy or completeness of such representations, warranties, or statements.

16. **Entire Agreement.** This Agreement, together with the Plan, represents the entire agreement between the parties with respect to the subject matter hereof and supersedes any prior agreement, written or otherwise, relating to the subject matter hereof. This Agreement may only be amended by a writing signed by each of the parties hereto, provided that the Company may amend this Agreement without the Participant's consent, if the amendment does not materially impair the Participant's rights hereunder.

17. **Governing Law.** This Agreement, the interpretation and enforcement thereof and all claims arising out of or relating to this Agreement or the transactions contemplated by this Agreement, whether sounding in tort, contract or otherwise, will be governed solely and exclusively by, and construed in accordance with, the laws and judicial decisions of the State of Delaware without giving effect to any choice or conflict of law provision or rule that would cause the application of the laws and judicial decisions of any jurisdiction other than the State of Delaware.

18. **Forum Selection.** All actions and proceedings arising out of or relating to this Agreement, or the transactions contemplated by this Agreement, will be heard and determined solely and exclusively in the Delaware Court of Chancery and any state appellate court therefrom within the State of Delaware (unless the Delaware Court of Chancery will decline to accept jurisdiction over a particular matter, in which case, exclusively in any state or federal court within the State of Delaware).

19. **Waiver of Jury Trial.** Each party hereby waives its right to a jury trial of any and all claims or cause of actions based upon or arising out of this Agreement, or the transactions contemplated by this Agreement. Each party hereby acknowledges and agrees that the waiver contained in this Section 19 is made knowingly and voluntarily.

20. **Data Privacy.** By signing this Agreement, the Participant hereby acknowledges and agrees to the Company's transfer of certain personal data of such Participant to the Company's agents for purposes of implementing, performing or administering the Plan, this Award or any related benefit. The Participant expressly gives the Participant's consent to the Company to process such personal data.

21. **Section Headings.** The headings of sections and paragraphs of this Agreement are inserted for convenience only and will not in any way affect the meaning or construction of any provision of this Agreement.

22. **Further Assurances.** The Participant agrees, upon demand of the Company, to do all acts and execute, deliver and perform all additional documents, instruments and agreements which may be reasonably required by the Company to implement the provisions and purposes of this Agreement and the Plan.

23. **Discretionary Nature.** The Participant acknowledges and agrees that the grant of the Units is discretionary, and any future awards will be made in the Committee's discretion.

**FMC CORPORATION 2023 INCENTIVE STOCK PLAN
NOTICE OF GRANT OF NON-QUALIFIED STOCK OPTION AND AWARD AGREEMENT**

FMC Corporation (the “Company”), pursuant to its 2023 Incentive Stock Plan (the “Plan”), hereby grants to the individual listed below (the “Participant”) an option to purchase the number of Shares set forth below. The option described in this Notice of Non-Qualified Stock Option (the “Notice”) is subject to the terms and conditions set forth in the Award Agreement attached hereto as Exhibit A (the “Agreement”) and the Plan, each of which is incorporated herein by reference. Unless otherwise defined herein, capitalized terms used in this Notice and the Agreement will have the meanings defined in the Plan.

| | |
|--|--|
| Participant: | |
| Grant Date: | |
| Total Number of Shares Subject to Option: | |
| Exercise Price Per Share: | |
| Specified Vesting Date: | |
| Scheduled Expiration Date: | |

By signing below, the Participant agrees to be bound by the terms and conditions of the Plan, the Agreement and this Notice. This document may be executed, including by electronic means, in multiple counterparts, each of which will be deemed an original, and all of which together will be deemed a single instrument.

FMC CORPORATION

By: _____
 Title: _____
 Date: _____

PARTICIPANT

Signature: _____
 Date: _____

EXHIBIT A
TO NOTICE OF GRANT OF NON-QUALIFIED STOCK OPTION

AWARD AGREEMENT
UNDER THE FMC CORPORATION
2023 INCENTIVE STOCK PLAN

1. **Grant of Option.** Pursuant to the Plan and as of the Grant Date set forth in the Notice, the Company hereby awards to the Participant a non-qualified stock option to purchase the number of Shares set forth in the Notice, at the exercise price set forth in the Notice, on the terms and conditions set forth herein (the "Option").

2. **Exercise of Option.**

(a) Subject to the Participant's continued employment by the Company through the applicable date or event, 100% of the Option will become vested and exercisable upon the earliest of:

- (i) the Specified Vesting Date set forth in the Notice;
- (ii) the date of the Participant's Normal Retirement;
- (iii) the Participant's death;
- (iv) the Participant's Disability; or

(v) the cessation of the Participant's employment with the Company within two years following a Change in Control due to either a termination by the Company without Cause or a resignation by the Participant with Good Reason, provided (i) the Participant executes and delivers to the Company a general release of claims against the Company and its affiliates in a form prescribed by the Company, and (ii) such release becomes irrevocable within 60 days following the cessation of the Participant's employment or such shorter period specified by the Company.

(b) Solely for purposes of this Agreement, (x) employment with the Company will be deemed to include employment with an Affiliate, but only during the period of such affiliation, and (y) the Participant will be deemed to be in "continued employment" or "continuous employment" during temporary absences from active employment due to vacation or sick leave taken in accordance with Company policies or other approved leaves of absence.

(c) Any portion of the Option that is not vested as of the Participant's cessation of employment with the Company (including any portion subject to acceleration under Section 2(a)(v) but for which the release requirement is not timely satisfied) will be forfeited immediately and automatically as of such cessation of employment and the Participant will have no further rights with respect thereto. For the avoidance of doubt, the Participant's Early Retirement shall not cause any unvested portion of the Option to vest.

3. **Method of Exercise.** The Participant may exercise the Option, to the extent then vested and exercisable, by delivering written notice to the Company (which may be delivered electronically through the use of a technological platform designated by the Company) specifying the number of Shares to be purchased, accompanied by payment in full of the exercise price for each Share and any taxes required to be withheld in connection with such exercise, either by certified or bank check, or such other means as the Committee may accept.

4. **Termination of Option.** The Option and all rights hereunder, to the extent such rights will not have been exercised, will terminate and become null and void on the earliest of (a) the date immediately following the Scheduled Expiration Date set forth in the Notice, (b) the date immediately following the three month anniversary of the Participant's cessation of employment for any reason other than Normal Retirement, Early Retirement, death, or Disability, (c) the date immediately following the fifth anniversary of the Participant's cessation of employment due to Normal Retirement, Early Retirement, death or Disability, (d) immediately upon the Company's termination of the Participant's employment for Cause or a resignation by the Participant at a time that a Cause basis for termination exists, or (e) if so determined by the Committee in accordance with Section 13 of the Plan, the consummation of a Corporate Transaction.

5. **Automatic Exercise.** To the extent the conditions set forth in Section 5(f) of the Plan are met, any outstanding, vested and exercisable portion of the Option will be automatically exercised immediately prior to the expiration of the Option.

6. **Certain Definitions.** For purposes of the Option,

(a) "*Normal Retirement*" means the Participant's cessation of employment from the Company (for any reason other than a termination by the Company for Cause or a resignation by the Participant at a time that a Cause basis for termination exists), if the Participant has: (i) both attained age 62 and completed 10 years of continuous employment with the Company; or (ii) attained age 65.

(b) "*Early Retirement*" means the Participant's cessation of employment from the Company (for any reason other than a termination by the Company for Cause or a resignation by the Participant at a time that a Cause basis for termination exists), if the Participant has both attained age 55 and completed 10 years of continuous employment with the Company.

7. **Non-Transferability.** The Option is subject to restrictions on transfer as set forth in Section 18 of the Plan.

8. **Rights Upon Death.** In the event of the death of the Participant, the Participant's estate will succeed to any surviving rights under the Option. Notwithstanding the foregoing, if permitted by the Committee in its discretion, the Participant may, in the manner established by the Committee, designate a beneficiary (which may be a person or trust) to exercise the surviving rights of the Participant and to receive any Shares distributed hereunder. If the Committee permits beneficiary designations, but the Participant does not designate a beneficiary, the designated beneficiary does not survive the Participant or the beneficiary designation is invalid or defective, then the estate will succeed to any surviving rights.

9. **No Stockholder Rights.** The Participant will not have any stockholder rights or privileges, including voting or dividend rights, with respect to the Shares subject to the Option, until such Shares are issued upon the exercise of the Option.

10. **No Limitation on Rights of the Company.** The granting of the Option will not in any way affect the right or power of the Company to make adjustments, reclassifications or changes in its capital or business structure or to merge, consolidate, reincorporate, dissolve, liquidate or sell or transfer all or any part of its business or assets.

11. **Company Policies.** The Participant acknowledges that the Option is subject to the clawback provisions set forth in Section 20 of the Plan. In addition, in consideration for the grant of the Option, the Participant agrees to be subject to any additional policies of the Company or its Affiliates covering the Participant regarding clawbacks, securities trading, and hedging or pledging of securities that may be in effect from time to time, whether adopted before or after the Grant Date, or as may otherwise be required by applicable law, regulation or exchange listing standard. The Participant understands that the Participant is hereby bound by each such policy in its entirety, and that such policies are not limited in their application to the Option, or equity or cash received in connection with the Option.

12. **No Right to Continued Employment.** Nothing in this Agreement or in the Plan will confer on the Participant any right to continue in service for any period of specific duration or interfere with or otherwise restrict in any way the rights of the Company (or Affiliate employing or retaining the Participant) to terminate the Participant's employment at any time for any reason, with or without Cause.

13. **Tax Matters.**

(a) In accordance with Section 19 of the Plan, the obligations of the Company hereunder are conditioned on the Participant satisfying required tax withholding obligations in a method authorized by the Committee.

(b) The Participant has had the opportunity to review with the Participant's own tax advisors the federal, state and local tax consequences of the transactions contemplated by this Agreement. The Participant is relying solely on such advisors and not on any statements or representations of the Company or any of its agents.

14. **Notices.**

(a) Any notice required to be given or delivered to the Company under the terms of this Agreement must be given in writing and addressed, if to the Company, to its principal executive office to the attention of its General Counsel, and, if to the Participant, to the address on file with the Company, or to such other address as the Participant may designate in writing in accordance with this paragraph. Except as otherwise provided below in Section 14(b), any notice will be deemed to be duly given: if delivered personally or via recognized overnight delivery service, on the date and at the time so delivered; if sent via telecopier or email, on the date and at the time telecopied or emailed with confirmation of delivery; or, if mailed, five (5) days after the date of mailing by registered or certified mail.

(b) The Participant hereby authorizes the Company to deliver electronically any prospectuses or other documentation related to the Option, the Plan and any other compensation or benefit plan or arrangement in effect from time to time (including, without limitation, periodic reports, proxy statements or other documents that are required to be delivered to participants in such plans or arrangements pursuant to federal or state laws, rules or regulations). For this purpose, electronic delivery will include, without limitation, delivery by means of e-mail or e-mail notification that such documentation is available on the Company's Intranet site or the website of a vendor designated by the Company. Upon written request, the Company will provide to the Participant a paper copy of any document also delivered to the Participant electronically. The authorization described in this paragraph may be revoked by the Participant at any time by written notice to the Company.

15. **Administration.** By entering into this Agreement, the Participant agrees and acknowledges that (a) the Company has provided or made available to the Participant a copy of the Plan, (b) the Participant has read the Plan, (c) the Option is subject to the Plan, and (d) pursuant to the Plan, the Committee is authorized to interpret the Plan and awards issued thereunder, and to adopt rules and regulations not inconsistent with the Plan, as it deems appropriate. The Participant hereby agrees to accept as binding, conclusive and final all decisions or interpretations of the Committee with respect to questions arising under the Plan or this Agreement.

16. **Acknowledgment of Non-Reliance.** Except for those representations and warranties expressly set forth in this Agreement, the Participant hereby disclaims reliance on any and all representations, warranties, or statements of any nature or kind, express or implied, including, but not limited to, the accuracy or completeness of such representations, warranties, or statements.

17. **Entire Agreement.** This Agreement, together with the Plan, represents the entire agreement between the parties with respect to the subject matter hereof and supersedes any prior agreement, written or otherwise, relating to the subject matter hereof. This Agreement may only be amended by a writing signed by each of the parties hereto, provided that the Company may amend this Agreement without the Participant's consent, if the amendment does not materially impair the Participant's rights hereunder.

18. **Governing Law.** This Agreement, the interpretation and enforcement thereof and all claims arising out of or relating to this Agreement or the transactions contemplated by this Agreement, whether sounding in tort, contract or otherwise, will be governed solely and exclusively by, and construed in accordance with, the laws and judicial decisions of the State of Delaware without giving effect to any choice or conflict of law provision or rule that would cause the application of the laws and judicial decisions of any jurisdiction other than the State of Delaware.

19. **Forum Selection.** All actions and proceedings arising out of or relating to this Agreement, or the transactions contemplated by this Agreement, will be heard and determined solely and exclusively in the Delaware Court of Chancery and any state appellate court therefrom within the State of Delaware (unless the Delaware Court of Chancery will decline to accept jurisdiction over a particular matter, in which case, exclusively in any state or federal court within the State of Delaware).

20. **Waiver of Jury Trial.** Each party hereby waives its right to a jury trial of any and all claims or cause of actions based upon or arising out of this Agreement, or the transactions contemplated by this Agreement. Each party hereby acknowledges and agrees that the waiver contained in this Section 20 is made knowingly and voluntarily.

21. **Data Privacy.** By signing this Agreement, the Participant hereby acknowledges and agrees to the Company's transfer of certain personal data of such Participant to the Company's agents for purposes of implementing, performing or administering the Plan, this Award or any related benefit. The Participant expressly gives the Participant's consent to the Company to process such personal data.

22. **Section Headings.** The headings of sections and paragraphs of this Agreement are inserted for convenience only and will not in any way affect the meaning or construction of any provision of this Agreement.

23. **Further Assurances.** The Participant agrees, upon demand of the Company, to do all acts and execute, deliver and perform all additional documents, instruments and agreements which may be reasonably required by the Company to implement the provisions and purposes of this Agreement and the Plan.

24. **Discretionary Nature.** The Participant acknowledges and agrees that the grant of the Option is discretionary, and any future awards will be made in the Committee's discretion.

Non-Employee Director Annual Grant

**RESTRICTED STOCK UNIT AWARD AGREEMENT
FMC CORPORATION
2023 INCENTIVE STOCK PLAN**

THIS RESTRICTED STOCK UNIT AWARD AGREEMENT (this "Agreement") is made by and between FMC Corporation (the "Company") and [] (the "Participant").

WHEREAS, the Company maintains the FMC Corporation Compensation Policy for Non-Employee Directors, as amended and restated effective April 27, 2023 (the "Policy"), which contemplates the grant of restricted stock unit awards to non-employee directors of the Company; and

WHEREAS, Section 8 of the FMC Corporation 2023 Incentive Stock Plan (the "Plan") authorizes the grant of Restricted Stock Units; and

WHEREAS, to compensate the Participant for the Participant's past and anticipated future contributions to the Company and to further align the Participant's personal financial interests with those of the Company's stockholders, this grant of Restricted Stock Units is being made to the Participant on the terms described below, effective [] (the "Grant Date").

NOW, THEREFORE, in consideration of the mutual covenants herein contained and other good and valuable consideration, receipt of which is hereby acknowledged, the parties hereto agree as follows:

1. **Grant of Restricted Stock Units.**

(a) Pursuant to the Policy and the Plan, the Company hereby awards to the Participant [] Restricted Stock Units on the terms and conditions set forth herein (the "Units"). The terms of the Plan are incorporated herein by this reference and made a part of this Agreement. Capitalized terms not otherwise defined herein will have the same meanings as in the Plan.

(b) Each Unit, once vested, represents an unfunded, unsecured right of the Participant to receive one Share at a specified time. The Units will become vested, and Shares will be issued in respect of vested Units, as set forth in this Agreement.

2. **Vesting.**

(a) Subject to the Participant's continued service to the Company until the applicable date or event, 100% of the Units shall become vested on the earliest of:

(i) the next regularly scheduled annual meeting of the Company's stockholders following the Grant Date;

(ii) the first anniversary of the Grant Date;

(iii) immediately prior to, but contingent upon the occurrence of, a Change in Control (which, solely for purposes of this Agreement, will have the meaning defined in the Policy);

(iv) the Participant's "separation from service" from the Company (as such term is defined in Section 409A(a)(2)(A)(i) of the Code and the regulations thereunder ("Separation from Service")), solely as a result of the Participant's death or Disability; or

(v) the Company's termination of this arrangement in a manner consistent with the requirements of Treas. Reg. § 1.409A-3(j)(4)(ix).

(b) Any Unit that has not become vested on or prior to the Participant's Separation from Service will be forfeited immediately and automatically upon such Separation from Service, and the Participant will have no further rights with respect thereto.

3. **Settlement.**

(a) Subject to Section 3(b), Shares will be issued in respect of all vested Units upon the earlier of (i) the Participant's Separation from Service, (ii) a Change in Control, (iii) the Company's termination of this arrangement in a manner consistent with the requirements of Treas. Reg. § 1.409A-3(j)(4)(ix), or (iv) the specified date elected by the Participant (if any) by submitting an election form to the Company in the form provided by the Company no later than the earlier of the last date allowable without incurring an additional tax under Section 409A of the Code or the date prescribed by the Company. Solely for purposes of this Section 3(a), no event or transaction will constitute a Change in Control unless that event or transaction also constitutes a "change in ownership" of the Company, a "change in effective control" of the Company or a "change in the ownership of a substantial portion of the assets" of the Company, as those terms are used in Section 409A(a)(2)(A)(v) of the Code and defined in regulations issued thereunder.

(b) Notwithstanding anything herein to the contrary:

(i) to the extent the requirements of Treas. Reg. § 1.409A-2(b)(7)(ii) are met, the issuance of Shares hereunder will be delayed to the extent the Company reasonably anticipates that the issuance will violate Federal securities laws or other applicable laws; and

(ii) to the extent compliance with the requirements of Treas. Reg. § 1.409A-3(i)(2) is necessary to avoid the application of an additional tax under Section 409A of the Code, Shares that are otherwise issuable upon the Participant's Separation from Service will be deferred (without interest) and issued to the Participant immediately following that six-month period.

4. **Non-Transferability.** The Units are subject to restrictions on transfer as set forth in Section 18 of the Plan.

5. **Dividend Equivalent Rights.** If the Company declares and pays a cash dividend or distribution with respect to its Shares while Units are outstanding hereunder, then effective as of the dividend or distribution payment date, the Units outstanding hereunder (including any additional Units previously credited pursuant to this Section 5) will be increased by a number of additional Units equal to the quotient of (i) the total dividend or distribution that would then be payable with respect to a number of Shares equal to the number of Units held by the Participant on the dividend or distribution record date *divided by* (ii) the Fair Market Value of a Share on the dividend or distribution date (the "**Dividend Equivalent Rights**"). The Dividend Equivalent Rights will be subject to the same vesting conditions, settlement timing, and other terms and conditions as the Units to which they relate. All Dividend Equivalent Rights will be credited in whole Units, with any fractional Unit being rounded up to the nearest whole number.

6. **Stockholder Rights.** Except as otherwise provided in Section 5 herein, the Participant will not have any stockholder rights or privileges, including voting or dividend rights, with respect to the Shares subject to Units until such Shares are actually issued and registered in the Participant's name in the Company's books and records.

7. **No Limitation on Rights of the Company.** The granting of Units will not in any way affect the right or power of the Company to make adjustments, reclassifications or changes in its capital or business structure or to merge, consolidate, reincorporate, dissolve, liquidate or sell or transfer all or any part of its business or assets.

8. **Reservation of Rights.** Nothing in this Agreement or the Plan will be construed to (a) create any obligation on the part of the Board to nominate the Participant for reelection by the Company's stockholders, or (b) limit in any way the right of the Board to remove the Participant as a director of the Company.

9. **Company Policies.** In consideration for the grant of this Award, the Participant agrees to be subject to any policies of the Company or its Affiliates covering the Participant regarding clawbacks, securities trading and hedging or pledging of securities that may be in effect from time to time, whether adopted before or after the Grant Date, or as may otherwise be required by applicable law, regulation or exchange listing standard.

10. **Tax Treatment and Withholding.**

(a) The Participant has had the opportunity to review with the Participant's own tax advisors the federal, state, local and non-U.S. tax consequences of the transactions contemplated by this Agreement. The Participant is relying solely on such advisors and not on any statements or representations of the Company or any of its agents.

(b) In accordance with Section 19 of the Plan, the obligations of the Company hereunder are conditioned on the Participant satisfying required tax withholding obligations, to the extent applicable, in a method authorized by the Committee.

(c) This Award is intended to comply with the provisions of Section 409A of the Code. If any provision of the Agreement would otherwise frustrate or conflict with this intent, the provision, term or condition shall be interpreted so as to avoid this conflict. Notwithstanding the foregoing, the tax treatment of the Award is not warranted or guaranteed, and in no event shall the Company be liable for all or any portion of any taxes, penalties, interest or other expenses that may be incurred by the Participant on account of non-compliance with Section 409A of the Code.

11. **Notices.**

(a) Any notice required to be given or delivered to the Company under the terms of this Agreement must be given in writing and addressed, if to the Company, to its principal executive office to the attention of its General Counsel, and, if to the Participant, to the address on file with the Company, or to such other address as the Participant may designate in writing in accordance with this paragraph. Except as otherwise provided below in Section 11(b), any notice will be deemed to be duly given: if delivered personally or via recognized overnight delivery service, on the date and at the time so delivered; if sent via telecopier or email, on the date and at the time telecopied or emailed with confirmation of delivery; or, if mailed, five (5) days after the date of mailing by registered or certified mail.

(b) The Participant hereby authorizes the Company to deliver electronically any prospectuses or other documentation related to this Award, the Plan and any other compensation or benefit plan or arrangement in effect from time to time (including, without limitation, periodic reports, proxy statements or other documents that are required to be delivered to participants in such plans or arrangements pursuant to federal or state laws, rules or regulations). For this purpose, electronic delivery will include, without limitation, delivery by means of e-mail or e-mail notification that such documentation is available on the Company's Intranet site or the website of a vendor designated by the Company. Upon written request, the Company will provide to the Participant a paper copy of any document also delivered to the Participant electronically. The authorization described in this paragraph may be revoked by the Participant at any time by written notice to the Company.

12. **Rights Upon Death.** In the event of the death of the Participant, any distributions hereunder will be made to the Participant's estate. Notwithstanding the foregoing, if permitted by the Committee in its discretion, the Participant may, in the manner established by the Committee, designate a beneficiary (which may be a person or trust) to receive distributions hereunder in the event of the Participant's death. If the Committee permits beneficiary designations, but the Participant does not designate a beneficiary, the designated beneficiary does not survive the Participant or the beneficiary designation is invalid or defective), then distributions hereunder will be made to the Participant's estate.

13. **Administration.** By entering into this Agreement, the Participant agrees and acknowledges that (a) the Company has provided or made available to the Participant a copy of the Plan, (b) the Participant has read the Plan, (c) all Units are subject to the Plan, and (d) pursuant to the Plan, the Committee is authorized to interpret the Plan and awards issued thereunder, and to adopt rules and regulations not inconsistent with the Plan as it deems appropriate. The Participant hereby agrees to accept as binding, conclusive and final all decisions or interpretations of the Committee with respect to questions arising under the Plan, the Policy or this Agreement.

14. **Acknowledgment of Non-Reliance.** Except for those representations and warranties expressly set forth in this Agreement, the Participant hereby disclaims reliance on any and all representations, warranties, or statements of any nature or kind, express or implied, including, but not limited to, the accuracy or completeness of such representations, warranties, or statements.

15. **Entire Agreement.** This Agreement, together with the Plan, represents the entire agreement between the parties with respect to the subject matter hereof and supersedes any prior agreement, written or otherwise, relating to the subject matter hereof. This Agreement may only be amended by a writing signed by each of the parties hereto.

16. **Governing Law.** This Agreement, the interpretation and enforcement thereof and all claims arising out of or relating to this Agreement or the transactions contemplated by this Agreement, whether sounding in tort, contract or otherwise, will be governed solely and exclusively by, and construed in accordance with, the laws and judicial decisions of the State of Delaware without giving effect to any choice or conflict of law provision or rule that would cause the application of the laws and judicial decisions of any jurisdiction other than the State of Delaware.

17. **Forum Selection.** All actions and proceedings arising out of or relating to this Agreement, or the transactions contemplated by this Agreement, will be heard and determined solely and exclusively in the Delaware Court of Chancery and any state appellate court therefrom within the State of Delaware (unless the Delaware Court of Chancery will decline to accept jurisdiction over a particular matter, in which case, exclusively in any state or federal court within the State of Delaware).

18. **Waiver of Jury Trial.** Each party hereby waives its right to a jury trial of any and all claims or cause of actions based upon or arising out of this Agreement, or the transactions contemplated by this Agreement. Each party hereby acknowledges and agrees that the waiver contained in this Section 18 is made knowingly and voluntarily.

19. **Privacy.** By signing this Agreement, the Participant hereby acknowledges and agrees to the Company's transfer of certain personal data of such Participant to the Company's agents for purposes of implementing, performing or administering the Plan, this Award or any related benefit. The Participant expressly gives the Participant's consent to the Company to process such personal data.

20. **Section Headings.** The headings of sections and paragraphs of this Agreement are inserted for convenience only and shall not in any way affect the meaning or construction of any provision of this Agreement.

21. **Counterparts; Electronic Signature.** This Agreement may be executed, including by electronic means, in multiple counterparts, each of which will be deemed to be an original, but all of which together will constitute but one and the same instrument.

[Signature Page Follows.]

IN WITNESS WHEREOF, the Company's duly authorized representative and the Participant have each executed this Agreement on the respective date below indicated.

FMC CORPORATION

By: _____

Title: _____

Date: _____

PARTICIPANT

Signature: _____

Address: _____

Date: _____

Non-Employee Director Retainer Grant

**RESTRICTED STOCK UNIT AWARD AGREEMENT
FMC CORPORATION
2023 INCENTIVE STOCK PLAN**

THIS RESTRICTED STOCK UNIT AWARD AGREEMENT (this "Agreement") is made by and between FMC Corporation (the "Company") and [] (the "Participant").

WHEREAS, the Company maintains the FMC Corporation Compensation Policy for Non-Employee Directors, as amended and restated effective April 27, 2023 (the "Policy"), which contemplates the grant of restricted stock unit awards to non-employee directors of the Company; and

WHEREAS, Section 8 of the FMC Corporation 2023 Incentive Stock Plan (the "Plan") authorizes the grant of Restricted Stock Units; and

WHEREAS, to compensate the Participant for the Participant's past and anticipated future contributions to the Company and to further align the Participant's personal financial interests with those of the Company's stockholders, this grant of Restricted Stock Units is being made to the Participant on the terms described below, effective [] (the "Grant Date").

NOW, THEREFORE, in consideration of the mutual covenants herein contained and other good and valuable consideration, receipt of which is hereby acknowledged, the parties hereto agree as follows:

1. **Grant of Restricted Stock Units.**

(a) Pursuant to the Policy and the Plan, the Company hereby awards to the Participant [] Restricted Stock Units on the terms and conditions set forth herein (the "Units"). The terms of the Plan are incorporated herein by this reference and made a part of this Agreement. Capitalized terms not otherwise defined herein will have the same meanings as in the Plan.

(b) Each Unit, once vested, represents an unfunded, unsecured right of the Participant to receive one Share at a specified time. The Units will become vested, and Shares will be issued in respect of vested Units, as set forth in this Agreement.

2. **Vesting.**

(a) Subject to the Participant's continued service to the Company, the Units will vest ratably on a daily basis over a one (1) year period commencing on the Grant Date.

(b) Notwithstanding the foregoing, subject to the Participant's continued service to the Company until the applicable date or event, any unvested Units shall become vested on the earliest of:

(i) the next regularly scheduled annual meeting of the Company's stockholders following the Grant Date;

(ii) immediately prior to, but contingent upon the occurrence of, a Change in Control (which, solely for purposes of this Agreement, will have the meaning defined in the Policy);

(iii) the Participant's "separation from service" from the Company (as such term is defined in Section 409A(a)(2)(A)(i) of the Code and the regulations thereunder ("Separation from Service")), solely as a result of the Participant's death or Disability; or

(iv) the Company's termination of this arrangement in a manner consistent with the requirements of Treas. Reg. § 1.409A-3(j)(4)(ix).

(c) Any Unit that has not become vested on or prior to the Participant's Separation from Service will be forfeited immediately and automatically upon such Separation from Service, and the Participant will have no further rights with respect thereto.

3. **Settlement.**

(a) Subject to Section 3(b), Shares will be issued in respect of all vested Units upon the earlier of (i) the Participant's Separation from Service, (ii) a Change in Control, (iii) the Company's termination of this arrangement in a manner consistent with the requirements of Treas. Reg. § 1.409A-3(j)(4)(ix), or (iv) the specified date elected by the Participant (if any) by submitting an election form to the Company in the form provided by the Company no later than the earlier of the last date allowable without incurring an additional tax under Section 409A of the Code or the date prescribed by the Company. Solely for purposes of this Section 3(a), no event or transaction will constitute a Change in Control unless that event or transaction also constitutes a "change in ownership" of the Company, a "change in effective control" of the Company or a "change in the ownership of a substantial portion of the assets" of the Company, as those terms are used in Section 409A(a)(2)(A)(v) of the Code and defined in regulations issued thereunder.

(b) Notwithstanding anything herein to the contrary:

(i) to the extent the requirements of Treas. Reg. § 1.409A-2(b)(7)(ii) are met, the issuance of Shares hereunder will be delayed to the extent the Company reasonably anticipates that the issuance will violate Federal securities laws or other applicable laws; and

(ii) to the extent compliance with the requirements of Treas. Reg. § 1.409A-3(i)(2) is necessary to avoid the application of an additional tax under Section 409A of the Code, Shares that are otherwise issuable upon the Participant's Separation from Service will be deferred (without interest) and issued to the Participant immediately following that six-month period.

(c) Fractional Shares will be rounded up to the next whole Share.

4. **Non-Transferability.** The Units are subject to restrictions on transfer as set forth in Section 18 of the Plan.

5. **Dividend Equivalent Rights.** If the Company declares and pays a cash dividend or distribution with respect to its Shares while Units are outstanding hereunder, then effective as of the dividend or distribution payment date, the Units outstanding hereunder (including any additional Units previously credited pursuant to this Section 5) will be increased by a number of additional Units equal to the quotient of (i) the total dividend or distribution that would then be payable with respect to a number of Shares equal to the number of Units held by the Participant on the dividend or distribution record date *divided by* (ii) the Fair Market Value of a Share on the dividend or distribution date (the "Dividend Equivalent Rights"). The Dividend Equivalent Rights will be subject to the same vesting conditions, settlement timing, and other terms and conditions as the Units to which they relate. All Dividend Equivalent Rights will be credited in whole Units, with any fractional Unit being rounded up to the nearest whole number.

6. **Stockholder Rights.** Except as otherwise provided in Section 5 herein, the Participant will not have any stockholder rights or privileges, including voting or dividend rights, with respect to the Shares subject to Units until such Shares are actually issued and registered in the Participant's name in the Company's books and records.

7. **No Limitation on Rights of the Company.** The granting of Units will not in any way affect the right or power of the Company to make adjustments, reclassifications or changes in its capital or business structure or to merge, consolidate, reincorporate, dissolve, liquidate or sell or transfer all or any part of its business or assets.

8. **Reservation of Rights.** Nothing in this Agreement or the Plan will be construed to (a) create any obligation on the part of the Board to nominate the Participant for reelection by the Company's stockholders, or (b) limit in any way the right of the Board to remove the Participant as a director of the Company.

9. **Company Policies.** In consideration for the grant of this Award, the Participant agrees to be subject to any policies of the Company or its Affiliates covering the Participant regarding clawbacks, securities trading and hedging or pledging of securities that may be in effect from time to time, whether adopted before or after the Grant Date, or as may otherwise be required by applicable law, regulation or exchange listing standard.

10. **Tax Treatment and Withholding.**

(a) The Participant has had the opportunity to review with the Participant's own tax advisors the federal, state, local and non-U.S. tax consequences of the transactions contemplated by this Agreement. The Participant is relying solely on such advisors and not on any statements or representations of the Company or any of its agents.

(b) In accordance with Section 19 of the Plan, the obligations of the Company hereunder are conditioned on the Participant satisfying required tax withholding obligations, to the extent applicable, in a method authorized by the Committee.

(c) This Award is intended to comply with the provisions of Section 409A of the Code. If any provision of the Agreement would otherwise frustrate or conflict with this intent, the provision, term or condition shall be interpreted so as to avoid this conflict. Notwithstanding the foregoing, the tax treatment of the Award is not warranted or guaranteed, and in no event shall the Company be liable for all or any portion of any taxes, penalties, interest or other expenses that may be incurred by the Participant on account of non-compliance with Section 409A of the Code.

11. **Notices.**

(a) Any notice required to be given or delivered to the Company under the terms of this Agreement must be given in writing and addressed, if to the Company, to its principal executive office to the attention of its General Counsel, and, if to the Participant, to the address on file with the Company, or to such other address as the Participant may designate in writing in accordance with this paragraph. Except as otherwise provided below in Section 11(b), any notice will be deemed to be duly given: if delivered personally or via recognized overnight delivery service, on the date and at the time so delivered; if sent via telecopier or email, on the date and at the time telecopied or emailed with confirmation of delivery; or, if mailed, five (5) days after the date of mailing by registered or certified mail.

(b) The Participant hereby authorizes the Company to deliver electronically any prospectuses or other documentation related to this Award, the Plan and any other compensation or benefit plan or arrangement in effect from time to time (including, without limitation, periodic reports, proxy statements or other documents that are required to be delivered to participants in such plans or arrangements pursuant to federal or state laws, rules or regulations). For this purpose, electronic delivery will include, without limitation, delivery by means of e-mail or e-mail notification that such documentation is available on the Company's Intranet site or the website of a vendor designated by the Company. Upon written request, the Company will provide to the Participant a paper copy of any document also delivered to the Participant electronically. The authorization described in this paragraph may be revoked by the Participant at any time by written notice to the Company.

12. **Rights Upon Death.** In the event of the death of the Participant, any distributions hereunder will be made to the Participant's estate. Notwithstanding the foregoing, if permitted by the Committee in its discretion, the Participant may, in the manner established by the Committee, designate a beneficiary (which may be a person or trust) to receive distributions hereunder in the event of the Participant's death. If the Committee permits beneficiary designations, but the Participant does not designate a beneficiary, the designated beneficiary does not survive the Participant or the beneficiary designation is invalid or defective), then distributions hereunder will be made to the Participant's estate.

13. **Administration.** By entering into this Agreement, the Participant agrees and acknowledges that (a) the Company has provided or made available to the Participant a copy of the Plan, (b) the Participant has read the Plan, (c) all Units are subject to the Plan, and (d) pursuant to the Plan, the Committee is authorized to interpret the Plan and awards issued thereunder, and to adopt rules and regulations not inconsistent with the Plan as it deems appropriate. The Participant hereby agrees to accept as binding, conclusive and final all decisions or interpretations of the Committee with respect to questions arising under the Plan, the Policy or this Agreement.

14. **Acknowledgment of Non-Reliance.** Except for those representations and warranties expressly set forth in this Agreement, the Participant hereby disclaims reliance on any and all representations, warranties, or statements of any nature or kind, express or implied, including, but not limited to, the accuracy or completeness of such representations, warranties, or statements.

15. **Entire Agreement.** This Agreement, together with the Plan, represents the entire agreement between the parties with respect to the subject matter hereof and supersedes any prior agreement, written or otherwise, relating to the subject matter hereof. This Agreement may only be amended by a writing signed by each of the parties hereto.

16. **Governing Law.** This Agreement, the interpretation and enforcement thereof and all claims arising out of or relating to this Agreement or the transactions contemplated by this Agreement, whether sounding in tort, contract or otherwise, will be governed solely and exclusively by, and construed in accordance with, the laws and judicial decisions of the State of Delaware without giving effect to any choice or conflict of law provision or rule that would cause the application of the laws and judicial decisions of any jurisdiction other than the State of Delaware.

17. **Forum Selection.** All actions and proceedings arising out of or relating to this Agreement, or the transactions contemplated by this Agreement, will be heard and determined solely and exclusively in the Delaware Court of Chancery and any state appellate court therefrom within the State of Delaware (unless the Delaware Court of Chancery will decline to accept jurisdiction over a particular matter, in which case, exclusively in any state or federal court within the State of Delaware).

18. **Waiver of Jury Trial.** Each party hereby waives its right to a jury trial of any and all claims or cause of actions based upon or arising out of this Agreement, or the transactions contemplated by this Agreement. Each party hereby acknowledges and agrees that the waiver contained in this Section 18 is made knowingly and voluntarily.

19. **Privacy.** By signing this Agreement, the Participant hereby acknowledges and agrees to the Company's transfer of certain personal data of such Participant to the Company's agents for purposes of implementing, performing or administering the Plan, this Award or any related benefit. The Participant expressly gives the Participant's consent to the Company to process such personal data.

20. **Section Headings.** The headings of sections and paragraphs of this Agreement are inserted for convenience only and shall not in any way affect the meaning or construction of any provision of this Agreement.

21. **Counterparts; Electronic Signature.** This Agreement may be executed, including by electronic means, in multiple counterparts, each of which will be deemed to be an original, but all of which together will constitute but one and the same instrument.

[Signature Page Follows.]

IN WITNESS WHEREOF, the Company's duly authorized representative and the Participant have each executed this Agreement on the respective date below indicated.

FMC CORPORATION

By: _____

Title: _____

Date: _____

PARTICIPANT

Signature: _____

Address: _____

Date: _____

(Return on Invested Capital Metric)

**PERFORMANCE-BASED RESTRICTED STOCK UNIT AWARD AGREEMENT
FMC CORPORATION
2023 INCENTIVE STOCK PLAN**

THIS RESTRICTED STOCK UNIT AWARD AGREEMENT (this "Agreement") is made by and between FMC Corporation (the "Company") and [NAME] (the "Participant").

WHEREAS, the Company maintains the FMC Corporation 2023 Incentive Stock Plan (the "Plan"); and

WHEREAS, the Plan authorizes the grant of Restricted Stock Units; and

WHEREAS, the Company hereby grants this Award of Restricted Stock Units to the Participant, effective [MONTH] [DATE], [YEAR] (the "Grant Date"), on the terms and conditions set forth below.

NOW, THEREFORE, in consideration of the mutual covenants herein contained and other good and valuable consideration, receipt of which is hereby acknowledged, the parties hereto agree as follows:

1. **Grant of Restricted Stock Units.**

(a) Pursuant to the Plan and as of the Grant Date, the Company hereby awards to the Participant a target number of [] Restricted Stock Units, up to a maximum number of [] Restricted Stock Units, on the terms and conditions set forth herein (collectively, the "Units"). The terms of the Plan, as it may be amended and continued, are incorporated herein by this reference and made a part of this Agreement and will control the rights and obligations of the Company and the Participant under this Agreement. Capitalized terms not otherwise defined herein will have the same meanings as in the Plan.

(b) Each Unit, once vested represents an unfunded, unsecured right of the Participant to receive one Share at a specified time. The Units will become vested, and Shares will be issued in respect of such Units, as set forth in this Agreement.

2. **Determination of Units Vested.**

(a) Subject to the Participant's continued employment by the Company or any of its Affiliates through December 31, [YEAR 3] (the "Specified Date"), between 0%-200% of the Units shall become vested to the extent earned, in accordance with the table set forth below based on the Company's return on invested capital (as defined in Exhibit A hereto, the "Return on Invested Capital") during the three year period beginning on January 1, [YEAR 1] and ending on December 31, [YEAR 3] (the "Measurement Period");

| Level | Return on Invested Capital | Percentage of Units Earned |
|-----------------|----------------------------|----------------------------|
| Below Threshold | [] | []% |
| Threshold | [] | []% |
| Target | [] | []% |
| Maximum | [] | []% |

If the Company's Return on Invested Capital is between the "Threshold" and "Target" or "Target" and "Maximum" levels set forth above, then the percentage of the Units earned will be ratably interpolated. If the Company's Return on Invested Capital is below the [INSERT THRESHOLD] percentile, then no Units shall be earned. Any Units that are not earned as of the end of the Measurement Period will be forfeited immediately and automatically and the Participant will have no further rights with respect thereto.

(b) In the event the Participant's employment terminates by reason of (i) Disability, (ii) death, (iii) Non-Approved Retirement (as defined below), or (iv) by the Company without Cause (other than within two years following a Change in Control), then the extent to which the Units are earned shall be determined as if the Participant had continued in active service to the Company through the Specified Date, but shall be prorated based on the number of days the Participant was employed by the Company during the Measurement Period.

(c) In the event the Participant's employment terminates by reason of Approved Retirement (as defined below), then the extent to which the Units are earned shall be determined as if the Participant had continued in active service to the Company through the Specified Date.

(d) In the event the Participant's employment terminates within two years following a Change in Control due to either (i) a termination by the Company without Cause or (ii) a resignation by the Participant with Good Reason, then the Units shall be deemed earned at the Target (i.e., 100%) level and Shares will be distributed in respect thereof in accordance with Section 4(a) below. For avoidance of doubt, this section will not apply if the Participant has satisfied the conditions for Approved Retirement or Non-Approved Retirement as of the date of the Participant's termination (in that case, Section 2(b)(iii) or 2(c) will apply, as applicable).

(e) The application of Sections 2(b)(iii), 2(b)(iv), 2(c) and 2(d) is in each case conditioned on (i) the Participant's execution and delivery to the Company of a general release of claims against the Company and its affiliates in a form prescribed by the Company, and (ii) such release becoming irrevocable within 60 days following the cessation of the Participant's employment or such shorter period specified by the Company. For avoidance of doubt, if this release requirement is not timely satisfied, all the Units will be forfeited as of the effective date of the cessation of the Participant's employment and the Participant will have no further rights with respect thereto.

(f) Upon a cessation of the Participant's employment with the Company or any of its Affiliates, all Units that do not specifically remain outstanding pursuant to Section 2(b), 2(c) or 2(d) will then be forfeited immediately and automatically and the Participant will have no further rights with respect thereto.

(g) Solely for purposes of this Agreement, (x) employment with the Company will be deemed to include employment with an Affiliate, but only during the period of such affiliation, and (y) the Participant will be deemed to be in "continued employment" or "continuous employment" during temporary absences from active employment due to vacation or sick leave taken in accordance with Company policies or other approved leaves of absence.

(h) Notwithstanding anything else herein to the contrary, if the Participant's employment is terminated by the Company for Cause (or if the Participant resigns at a time that a Cause basis for termination exists), then the Participant will forfeit immediately and automatically all Units (whether or not otherwise earned) and will have no further rights hereunder.

3. **Definitions.**

(a) "**Approved Retirement**" means the cessation of the Participant's employment after June 30, [YEAR 1] and after the Participant has (i) both attained age 62 and completed 10 years of service with the Company or its Affiliates or (ii) attained age 65, provided that the Participant has commenced succession planning with the Company's chief human resources executive (in accordance with procedures established by the Company) at least six months before the effective date of the Participant's cessation of employment.

(b) "**Non-Approved Retirement**" means the cessation of the Participant's employment after the Participant has (i) both attained age 62 and completed 10 years of service with the Company or its Affiliates or (ii) attained age 65, other than an Approved Retirement.

4. **Timing of Issuance.**

(a) Subject to Section 4(b), Shares will be issued in respect of all earned Units (including any additional Units credited under Section 8(b)) during the first two and a half months of the calendar year beginning after the Specified Date (or upon the Company's termination of this arrangement in a manner consistent with the requirements of Treas. Reg. § 1.409A-3(j)(4)(ix)).

(b) Notwithstanding anything herein to the contrary:

(i) to the extent permitted by Treas. Reg. § 1.409A-3(j)(4)(vi), the issuance of Shares in respect of a number of earned Units may be accelerated to the date that employment taxes become payable with respect to this Award. Such number of Units will be equal to the reasonably estimated amount of employment taxes then required to be withheld and remitted, divided by the then current fair market value of the Shares;

(ii) to the extent the requirements of Treas. Reg. § 1.409A-2(b)(7)(ii) are met, the issuance of Shares hereunder will be delayed to the extent the Company reasonably anticipates that the issuance will violate Federal securities laws or other applicable laws; and

(iii) to the extent compliance with the requirements of Treas. Reg. § 1.409A-3(i)(2) is necessary to avoid the application of an additional tax under Section 409A of the Code, Shares that are otherwise issuable upon the Participant's "separation from service" (as that term is defined in Treas. Reg. § 1.409A-1(h)) will be deferred (without interest) and issued to the Participant immediately following that six month period.

(c) Fractional Shares will be rounded [up] to the next whole Share.

5. **Non-Transferability.** The Units are subject to restrictions on transfer as set forth in Section 18 of the Plan.

6. **Rights Upon Death.** In the event of the death of the Participant, any distributions hereunder will be made to the Participant's estate. Notwithstanding the foregoing, if permitted by the Committee in its discretion, the Participant may, in the manner established by the Committee, designate a beneficiary (which may be a person or trust) to receive distributions hereunder in the event of the Participant's death. If the Committee permits beneficiary designations, but the Participant does not designate a beneficiary, the designated beneficiary does not survive the Participant or the beneficiary designation is invalid or defective, then distributions hereunder will be made to the Participant's estate.

7. **Company Policies.** The Participant acknowledges that this Award is subject to the clawback provisions set forth in Section 20 of the Plan. In addition, in consideration for the grant of this Award, the Participant agrees to be subject to any additional policies of the Company or its Affiliates covering the Participant regarding clawbacks, securities trading, and hedging or pledging of securities that may be in effect from time to time, whether adopted before or after the Grant Date, or as may otherwise be required by applicable law, regulation or exchange listing standard. The Participant understands that the Participant is hereby bound by each such policy in its entirety, and that such policies are not limited in their application to this Award, or equity or cash received in connection with this Award.

8. **Stockholder Rights.**

(a) **In General.** The Participant will not have any stockholder rights or privileges, other than dividend equivalent rights as set forth below, with respect to the Shares subject to Units until such Shares are actually issued and registered in the Participant's name in the Company's books and records.

(b) **Dividend Equivalent Credits.** The Participant shall be credited with an additional number of earned Units as of the Specified Date determined as the quotient of "y" divided by "z" where "y" equals the aggregate amount of any cash dividends paid with respect to Shares during the Measurement Period with respect to a number of Shares equal to the number of Units earned under Section 2, and "z" equals the closing price per Share on the Specified Date, rounded to the nearest whole Share.

9. **No Limitation on Rights of the Company.** The granting of Units will not in any way affect the right or power of the Company to make adjustments, reclassifications or changes in its capital or business structure or to merge, consolidate, reincorporate, dissolve, liquidate or sell or transfer all or any part of its business or assets.

10. **No Right to Continued Employment.** Nothing in this Agreement or in the Plan will confer on the Participant any right to continue in service for any period of specific duration or interfere with or otherwise restrict in any way the rights of the Company (or Affiliate employing or retaining the Participant) to terminate the Participant's employment at any time for any reason, with or without Cause.

11. **Tax Matters.**

(a) In accordance with Section 19 of the Plan, the obligations of the Company hereunder are conditioned on the Participant satisfying required tax withholding obligations in a method authorized by the Committee.

(b) The Participant has had the opportunity to review with the Participant's own tax advisors the federal, state and local tax consequences of the transactions contemplated by this Agreement. The Participant is relying solely on such advisors and not on any statements or representations of the Company or any of its agents.

12. **Section 409A.** This Award is intended to be exempt from or compliant with Section 409A of the Code and should be interpreted accordingly. Nonetheless, the Company does not guarantee the tax treatment of this Award.

13. **Notices.**

(a) Any notice required to be given or delivered to the Company under the terms of this Agreement must be given in writing and addressed, if to the Company, to its principal executive office to the attention of its General Counsel, and, if to the Participant, to the address on file with the Company, or to such other address as the Participant may designate in writing in accordance with this paragraph. Except as otherwise provided below in Section 13(b), any notice will be deemed to be duly given: if delivered personally or via recognized overnight delivery service, on the date and at the time so delivered; if sent via telecopier or email, on the date and at the time telecopied or emailed with confirmation of delivery; or, if mailed, five (5) days after the date of mailing by registered or certified mail.

(b) The Participant hereby authorizes the Company to deliver electronically any prospectuses or other documentation related to this Award, the Plan and any other compensation or benefit plan or arrangement in effect from time to time (including, without limitation, periodic reports, proxy statements or other documents that are required to be delivered to participants in such plans or arrangements pursuant to federal or state laws, rules or regulations). For this purpose, electronic delivery will include, without limitation, delivery by means of e-mail or e-mail notification that such documentation is available on the Company's Intranet site or the website of a vendor designated by the Company. Upon written request, the Company will provide to the Participant a paper copy of any document also delivered to the Participant electronically. The authorization described in this paragraph may be revoked by the Participant at any time by written notice to the Company.

14. **Administration.** By entering into this Agreement, the Participant agrees and acknowledges that (a) the Company has provided or made available to the Participant a copy of the Plan, (b) the Participant has read the Plan, (c) all Units are subject to the Plan and (d) pursuant to the Plan, the Committee is authorized to interpret the Plan and awards issued thereunder, and to adopt rules and regulations not inconsistent with the Plan as it deems appropriate. The Participant hereby agrees to accept as binding, conclusive and final all decisions or interpretations of the Committee with respect to questions arising under the Plan or this Agreement.

15. **Acknowledgement of Non-Reliance.** Except for those representations and warranties expressly set forth in this Agreement, the Participant hereby disclaims reliance on any and all representations, warranties, or statements of any nature or kind, express or implied, including, but not limited to, the accuracy or completeness of such representations, warranties, or statements.

16. **Entire Agreement.** This Agreement, together with the Plan, represents the entire agreement between the parties with respect to the subject matter hereof and supersedes any prior agreement, written or otherwise, relating to the subject matter hereof. This Agreement may only be amended by a writing signed by each of the parties hereto, provided that the Company may amend this Agreement without the Participant's consent, if the amendment does not materially impair the Participant's rights hereunder.

17. **Governing Law.** This Agreement, the interpretation and enforcement thereof and all claims arising out of or relating to this Agreement or the transactions contemplated by this Agreement, whether sounding in tort, contract or otherwise, will be governed solely and exclusively by, and construed in accordance with, the laws and judicial decisions of the State of Delaware without giving effect to any choice or conflict of law provision or rule that would cause the application of the laws and judicial decisions of any jurisdiction other than the State of Delaware.

18. **Forum Selection.** All actions and proceedings arising out of or relating to this Agreement, or the transactions contemplated by this Agreement, will be heard and determined solely and exclusively in the Delaware Court of Chancery and any state appellate court therefrom within the State of Delaware (unless the Delaware Court of Chancery will decline to accept jurisdiction over a particular matter, in which case, exclusively in any state or federal court within the State of Delaware).

19. **Waiver of Jury Trial.** Each party hereby waives its right to a jury trial of any and all claims or cause of actions based upon or arising out of this Agreement, or the transactions contemplated by this Agreement. Each party hereby acknowledges and agrees that the waiver contained in this Section 19 is made knowingly and voluntarily.

20. **Data Privacy.** By signing this Agreement, the Participant hereby acknowledges and agrees to the Company's transfer of certain personal data of such Participant to the Company's agents for purposes of implementing, performing or administering the Plan, this Award or any related benefit. The Participant expressly gives the Participant's consent to the Company to process such personal data.

21. **Section Headings.** The headings of sections and paragraphs of this Agreement are inserted for convenience only and will not in any way affect the meaning or construction of any provision of this Agreement.

22. **Further Assurances.** The Participant agrees, upon demand of the Company, to do all acts and execute, deliver and perform all additional documents, instruments and agreements which may be reasonably required by the Company to implement the provisions and purposes of this Agreement and the Plan.

23. **Discretionary Nature.** The Participant acknowledges and agrees that the grant of the Units is discretionary, and any future awards will be made in the Committee's discretion.

24. **Counterparts; Electronic Delivery.** This Agreement may be executed, including by electronic means, in multiple counterparts, each of which will be deemed to be an original, but all of which together will constitute but one and the same instrument.

[Signature Page to Follow]

IN WITNESS WHEREOF, the Company's duly authorized representative and the Participant have each executed this Agreement on the respective date below indicated.

FMC CORPORATION

By: _____

Title: _____

Date: _____

PARTICIPANT

Signature: _____

Address: _____

Date: _____

(Return on Invested Capital Metric)

Exhibit A

(Total Shareholder Return Metric)

**PERFORMANCE-BASED RESTRICTED STOCK UNIT AWARD AGREEMENT
FMC CORPORATION
2023 INCENTIVE STOCK PLAN**

THIS RESTRICTED STOCK UNIT AWARD AGREEMENT (this "Agreement") is made by and between FMC Corporation (the "Company") and [NAME] (the "Participant").

WHEREAS, the Company maintains the FMC Corporation 2023 Incentive Stock Plan (the "Plan"); and

WHEREAS, the Plan authorizes the grant of Restricted Stock Units; and

WHEREAS, the Company hereby grants this Award of Restricted Stock Units to the Participant, effective [MONTH] [DATE], [YEAR 1] (the "Grant Date"), on the terms and conditions set forth below.

NOW, THEREFORE, in consideration of the mutual covenants herein contained and other good and valuable consideration, receipt of which is hereby acknowledged, the parties hereto agree as follows:

1. **Grant of Restricted Stock Units.**

(a) Pursuant to the Plan and as of the Grant Date, the Company hereby awards to the Participant a target number of [] Restricted Stock Units (the "Target Units") up to a maximum number of [] Restricted Stock Units on the terms and conditions set forth herein (collectively, the "Units"). The terms of the Plan, as it may be amended and continued, are incorporated herein by this reference and made a part of this Agreement and will control the rights and obligations of the Company and the Participant under this Agreement. Capitalized terms not otherwise defined herein will have the same meanings as in the Plan.

(b) Each Unit, once vested, represents an unfunded, unsecured right of the Participant to receive one Share at a specified time. The Units will become vested, and Shares will be issued in respect of vested Units, as set forth in this Agreement.

2. **Banked Units.** For purposes of this Agreement, the term "Banked Unit" means a Unit that has been tentatively credited for the Participant's benefit based on the Participant's service through a specified date and the satisfaction of applicable performance conditions as provided in this Section 2, or under the provisions of Section 8(b)(i) or 8(b)(ii) relating to additional Banked Units; provided, however, that a Banked Unit is not vested except to the extent provided in Section 3. Banked Units shall vest, and Shares associated with Banked Units shall become deliverable, exclusively in accordance with Section 3.

(a) Calendar Year [YEAR 1]. Subject to the Participant's continued employment by the Company or any of its Affiliates through December 31, [YEAR 1], 25% of the Target Units shall become "Banked Units", subject to adjustment based upon the Company's "Total Shareholder Return" (as defined below) relative to the Total Shareholder Return of the "Peer Companies" (as defined below) (the "Relative Total Shareholder Return") from January 1, [YEAR 1] until December 31, [YEAR 1] in accordance with the Relative Total Shareholder Return Table set forth in Section 2(c).

(b) Calendar Year [YEAR 2]. Subject to the Participant's continued employment by the Company or any of its Affiliates through December 31, [YEAR 2], 25% of the Target Units shall become "Banked Units", subject to adjustment based upon the Company's "Total Shareholder Return" relative to the Total Shareholder Return of the "Peer Companies" from January 1, [YEAR 2] until December 31, [YEAR 2] in accordance with the Relative Total Shareholder Return Table.

(c) Calendar Year [YEAR 3]. Subject to the Participant's continued employment by the Company or any of its Affiliates through December 31, [YEAR 3], 25% of the Target Units shall become "Banked Units", subject to adjustment based upon the Company's "Total Shareholder Return" relative to the Total Shareholder Return of the "Peer Companies" from January 1, [YEAR 3] until December 31, [YEAR 3] in accordance with the Relative Total Shareholder Return Table.

(d) Cumulative Period [YEAR 1]-[YEAR 3]. Subject to the Participant's continued employment by the Company or any of its Affiliates through December 31, [YEAR 3], 25% of the Target Units shall become "Banked Units", subject to adjustment based upon the Company's "Total Shareholder Return" relative to the Total Shareholder Return of the "Peer Companies" from January 1, [YEAR 1] until December 31, [YEAR 3] in accordance with the Relative Total Shareholder Return Table; provided that, notwithstanding the Relative Total Shareholder Return Table, if the Company's Total Shareholder Return for the cumulative period extending from January 1, [YEAR 1] through December 31, [YEAR 3] is negative, the maximum number of Units that may become Banked Units for this Cumulative Period shall not exceed 25% of the Target Units.

(e) Relative Total Shareholder Return Table.

| Level | Percentile Ranking of Company's Total Shareholder Return Versus Peer Group Total Shareholder Return | Percentage of the Relevant Target Units Banked |
|-----------------|--|---|
| Below Threshold | Below the 35 th Percentile | 0% |
| Threshold | 35 th Percentile | 50% |
| Target | 50 th Percentile | 100% |
| Maximum | 80 th Percentile or higher | 200% |

(f) If the Company's Relative Total Shareholder Return over the applicable Measurement Period is between the "Threshold" and "Target" or "Target" and "Maximum" levels set forth above, then the percentage of the relevant Target Units that will become Banked Units will be ratably interpolated. If the Relative Total Shareholder Return at the end of the applicable Measurement Period is below the 35th percentile, then no Units shall be banked with respect to such Measurement Period.

(g) In the event the Participant's employment terminates by reason of (i) Disability, (ii) death, (iii) Non-Approved Retirement (as defined below), or (iv) by the Company without Cause (other than within two years following a Change in Control), then the extent to which the Target Units subject to any Measurement Period shall become Banked Units shall be determined on a prorated basis based on the number of days the Participant was employed by the Company during that Measurement Period, based on the actual Relative Total Shareholder Return for the full Measurement Period.

(h) In the event the Participant's employment terminates by reason of Approved Retirement (as defined below), then the extent to which the Target Units shall become Banked Units shall be determined on the same basis as if the Participant had continued in active service to the Company through December 31, [YEAR 3].

(i) Definitions.

(i) “Approved Retirement” means the cessation of the Participant’s employment after June 30, [YEAR 1] and after the Participant has (A) both attained age 62 and completed 10 years of service with the Company or its Affiliates or (B) attained age 65, provided that the Participant has commenced succession planning with the Company’s chief human resources executive (in accordance with procedures established by the Company) at least six months before the effective date of the Participant’s cessation of employment.

(ii) “Measurement Period” means, as applicable, the [YEAR 1] calendar year, [YEAR 2] calendar year, [YEAR 3] calendar year or the three-year period beginning on January 1, [YEAR 1] and ending on December 31, [YEAR 3].

(iii) “Non-Approved Retirement” means the cessation of the Participant’s employment after the Participant has (A) both attained age 62 and completed 10 years of service with the Company or its Affiliates or (B) attained age 65, other than an Approved Retirement.

(iv) The “Peer Companies” shall consist of the following entities, provided that such entities are still publicly traded as of the last day of the relevant Measurement Period: [INSERT PEER GROUP COMPANIES]. Any entity which is not publicly traded as of the last day of the relevant Measurement Period due to acquisition or through a going private transaction shall be removed from the Peer Companies from the beginning of the relevant Measurement Period without replacement. Any entity which declares bankruptcy, is liquidated or is otherwise delisted during the relevant Measurement Period shall remain in the Peer Companies and such entity’s performance shall be considered to have been at the bottom of the Peer Companies.

(v) “Total Shareholder Return” means with respect to any publicly traded company, including the Company, the positive or negative change in the market price of one share of such entity’s common stock over the relevant Measurement Period, plus the aggregate amount of dividends paid with respect to a share of such company’s common stock over the Measurement Period, with such sum being divided by the market price of one share of such entity’s common stock at the commencement of the relevant Measurement Period (in each case appropriately adjusted for any stock dividends, stock splits or other corporate transaction affecting shares of such company’s common stock).

3. Vesting.

(a) Subject to the Participant’s continued employment by the Company or any of its Affiliates through December 31, [YEAR 3], (the “Specified Date”), the Banked Units shall vest on the Specified Date.

(b) In the event the Participant’s employment terminates by reason of (i) Disability, (ii) death, (iii) Non-Approved Retirement, or (iv) by the Company without Cause other than within two years following a Change in Control, then such Participant’s previously Banked Units and those Banked Units determined in accordance with Section 2(g) will remain outstanding and will vest and be delivered to the Participant, at the same time as delivery would have been made had the Participant not had a cessation of employment.

(c) In the event the Participant's cessation of employment occurs by reason of Approved Retirement, then all of the Participant's previously Banked Units and those Banked Units determined in accordance with Section 2(h) will remain outstanding and will vest and be delivered to the Participant, at the same time as delivery would have been made had the Participant not had a cessation of employment.

(d) If prior to the date the Units otherwise vest and within two years following a Change in Control the Participant's employment is terminated either by the Company without Cause or by the Participant due to a resignation with Good Reason, any of the Participant's then outstanding previously Banked Units and the Target Units subject to Measurement Periods that have not concluded prior to such termination, will vest immediately prior to such event and will be delivered to the Participant at the same time as delivery would have been made had the Participant not had a cessation of employment. For avoidance of doubt, this section will not apply if the Participant has satisfied the conditions for Approved Retirement or Non-Approved Retirement as of the date of the Participant's termination (in that case, Section 3(b)(iii) or 3(c) will apply, as applicable).

(e) Upon a cessation of the Participant's employment with the Company or any of its Affiliates, any Target Unit or Banked Unit that has not become vested on or prior to the effective date of such cessation and any Unit that does not specifically remain outstanding pursuant to Section 3(b), 3(c) or 3(d) will then be forfeited immediately and automatically, and the Participant will have no further rights with respect thereto.

(f) Solely for purposes of this Agreement, (x) employment with the Company will be deemed to include employment with an Affiliate, but only during the period of such affiliation, and (y) the Participant will be deemed to be in "continued employment" or "continuous employment" during temporary absences from active employment due to vacation or sick leave taken in accordance with Company policies or other approved leaves of absence.

(g) The application of Sections 3(b)(iii), 3(b)(iv), 3(c) and 3(d), is in each case, conditioned on (i) the Participant's execution and delivery to the Company of a general release of claims against the Company and its affiliates in a form prescribed by the Company, and (ii) such release becoming irrevocable within 60 days following the cessation of the Participant's employment or such shorter period specified by the Company. For avoidance of doubt, if this release requirement is not timely satisfied, all the Units will be forfeited as of the effective date of the cessation of the Participant's employment and the Participant will have no further rights with respect thereto.

(h) Notwithstanding anything else herein to the contrary, if the Participant's employment is terminated by the Company for Cause (or if the Participant resigns at a time that a Cause basis for termination exists), then the Participant will forfeit immediately and automatically all Units (whether or not otherwise earned) and will have no further rights hereunder.

4. **Timing of Issuance.**

(a) Subject to Section 4(b), Shares will be issued in respect of all vested Units during the first two and a half months of the calendar year beginning after the Specified Date (or upon the Company's termination of this arrangement in a manner consistent with the requirements of Treas. Reg. § 1.409A-3(j)(4)(ix)).

(b) Notwithstanding anything herein to the contrary:

(i) to the extent permitted by Treas. Reg. § 1.409A-3(j)(4)(vi), the issuance of Shares in respect of a number of vested Units will be accelerated to the date that employment taxes become payable with respect to this Award. Such number of Units will be equal to the reasonably estimated amount of employment taxes then required to be withheld and remitted, divided by the then current fair market value of the Shares;

(ii) to the extent the requirements of Treas. Reg. § 1.409A-2(b)(7)(ii) are met, the issuance of Shares hereunder will be delayed to the extent the Company reasonably anticipates that the issuance will violate Federal securities laws or other applicable laws; and

(iii) to the extent compliance with the requirements of Treas. Reg. § 1.409A-3(i)(2) is necessary to avoid the application of an additional tax under Section 409A of the Code, Shares that are otherwise issuable upon the Participant's "separation from service" (as that term is defined in Treas. Reg. § 1.409A-1(h)) will be deferred (without interest) and issued to the Participant immediately following that six month period.

(c) Fractional Shares will be rounded up to the next whole Share, except that where the number of Target Units granted is not divisible by 4, in calculating the portion of Target Units to be adjusted during each Measurement Period pursuant to Section 2 (the "25% Calculation"), such 25% Calculation may be rounded up or down in any single Measurement Period so that the total of the 25% Calculations for all Measurement Periods shall not exceed the number of Target Units granted.

5. **Non-Transferability.** The Units are subject to restrictions on transfer as set forth in Section 18 of the Plan.

6. **Rights Upon Death.** In the event of the death of the Participant, any distributions hereunder will be made to the Participant's estate. Notwithstanding the foregoing, if permitted by the Committee in its discretion, the Participant may, in the manner established by the Committee, designate a beneficiary (which may be a person or trust) to receive distributions hereunder in the event of the Participant's death. If the Committee permits beneficiary designations, but the Participant does not designate a beneficiary, the designated beneficiary does not survive the Participant or the beneficiary designation is invalid or defective, then distributions hereunder will be made to the Participant's estate.

7. **Company Policies.** The Participant acknowledges that this Award is subject to the clawback provisions set forth in Section 20 of the Plan. In addition, in consideration for the grant of this Award, the Participant agrees to be subject to any additional policies of the Company or its Affiliates covering the Participant regarding clawbacks, securities trading, and hedging or pledging of securities that may be in effect from time to time, whether adopted before or after the Grant Date, or as may otherwise be required by applicable law, regulation or exchange listing standard. The Participant understands that the Participant is hereby bound by each such policy in its entirety, and that such policies are not limited in their application to this Award, or equity or cash received in connection with this Award.

8. **Stockholder Rights.**

(a) **In General.** The Participant will not have any stockholder rights or privileges, other than dividend equivalent rights as set forth below, with respect to the Shares subject to Units until such Shares are actually issued and registered in the Participant's name in the Company's books and records.

(b) **Dividend Equivalent Rights.**

(i) *Additional Banked Unit Credits.* If the Participant is credited with Banked Units under Section 2(a), 2(b), 2(c) or 2(d), then:

(A) the Participant shall be credited with an additional number of Banked Units as of:

(1) December 31, [YEAR 1] (with respect to Banked Units credited under Section 2(a));

- (2) December 31, [YEAR 2] (with respect to Banked Units credited under Section 2(b));
- (3) December 31, [YEAR 3] (with respect to Banked Units credited under Section 2(c));

in each case determined as the quotient of “w” divided by “x” where “w” equals the amount of any cash dividends paid with respect to Shares during the period beginning January 1, [YEAR 1] and ending on December 31 of the applicable calendar year with respect to a number of Shares equal to the number of Banked Units creditable under Section 2(a), 2(b) and 2(c), as applicable, as of the last day of each such calendar year, and “x” equals the closing price per Share on the last day of the applicable calendar year, rounded to the nearest whole Share; and

(B) the Participant shall be credited with an additional number of Banked Units as of December 31, [YEAR 3] (with respect to Banked Units credited under Section 2(d)), determined as the quotient of “y” divided by “z” where “y” equals the aggregate amount of any cash dividends paid with respect to Shares during calendar years [YEAR 1], [YEAR 2] and [YEAR 3] with respect to a number of Shares equal to the number of Banked Units creditable under Section 2(d) as of December 31, [YEAR 3], and “z” equals the closing price per Share on December 31, [YEAR 3], rounded to the nearest whole Share.

(ii) *Additional Dividend Equivalent Unit Credits In Connection with a Change In Control.* If:

(A) cash dividends are paid with respect to Shares during any Measurement Period that ends early as the result of the Participant’s termination of employment as described in Section 3(d) (a “Partial Measurement Period”); and

(B) the Participant is credited with vested Units under Section 3(d);

then the Participant shall be credited with an additional number of vested Units as of the date of the Participant’s termination of employment. The additional number of vested Units for each Partial Measurement Period shall be determined as the quotient of “x” divided by “y” where “x” equals the aggregate amount of cash dividends paid during the applicable Partial Measurement Period (ending on the date of such termination of employment) with respect to a number of Shares equal to 25% of the Target Units, and “y” equals the closing price per Share on such termination date (or, if such date is not a trading date, the closing price per Share on the next preceding trading date), rounded to the nearest whole Share.

(iii) *Dividend Equivalent Payments.*

(A) [YEAR 2]. As soon as reasonably practicable following each cash dividend payment date with respect to Shares in [YEAR 2] (but not later than March 15, [YEAR 3]), the Company shall make a dividend equivalent payment to the Participant equal to the product of “x” multiplied by “y” where “x” is the cash dividend per Share and “y” is the number of Banked Units credited as of December 31, [YEAR 1].

(B) [YEAR 3]. As soon as reasonably practicable following each cash dividend payment date with respect to Shares in [YEAR 3] (but not later than March 15, [YEAR 3]), the Company shall make a dividend equivalent payment to the Participant equal to the product of “x” multiplied by “y” where “x” is the cash dividend per Share and “y” is the number of Banked Units credited as of December 31, [YEAR 2].

Notwithstanding Section 8(b)(iii)(A) and Section 8(b)(iii)(B), upon a cessation of the Participant’s employment with the Company or any of its Affiliates, the Company shall not make any further dividend equivalent payments with respect to any Banked Unit that has not become vested on or prior to the effective date of such cessation or with respect to any Banked Unit that does not specifically remain outstanding pursuant to Section 3(b), 3(c) or 3(d).

9. **No Limitation on Rights of the Company.** The granting of Units will not in any way affect the right or power of the Company to make adjustments, reclassifications or changes in its capital or business structure or to merge, consolidate, reincorporate, dissolve, liquidate or sell or transfer all or any part of its business or assets.

10. **No Right to Continued Employment.** Nothing in this Agreement or in the Plan will confer on the Participant any right to continue in service for any period of specific duration or interfere with or otherwise restrict in any way the rights of the Company (or Affiliate employing or retaining the Participant) to terminate the Participant’s employment at any time for any reason, with or without Cause.

11. **Tax Matters.**

(a) In accordance with Section 19 of the Plan, the obligations of the Company hereunder are conditioned on the Participant satisfying required tax withholding obligations in a method authorized by the Committee.

(b) The Participant has had the opportunity to review with the Participant’s own tax advisors the federal, state and local tax consequences of the transactions contemplated by this Agreement. The Participant is relying solely on such advisors and not on any statements or representations of the Company or any of its agents.

12. **Section 409A.** This Award is intended to be exempt from or compliant with Section 409A of the Code and should be interpreted accordingly. Nonetheless, the Company does not guarantee the tax treatment of this Award.

13. **Notices.**

(a) Any notice required to be given or delivered to the Company under the terms of this Agreement must be given in writing and addressed, if to the Company, to its principal executive office to the attention of its General Counsel, and, if to the Participant, to the address on file with the Company, or to such other address as the Participant may designate in writing in accordance with this paragraph. Except as otherwise provided below in Section 13(b), any notice will be deemed to be duly given: if delivered personally or via recognized overnight delivery service, on the date and at the time so delivered; if sent via telecopier or email, on the date and at the time telecopied or emailed with confirmation of delivery; or, if mailed, five (5) days after the date of mailing by registered or certified mail.

(b) The Participant hereby authorizes the Company to deliver electronically any prospectuses or other documentation related to this Award, the Plan and any other compensation or benefit plan or arrangement in effect from time to time (including, without limitation, periodic reports, proxy statements or other documents that are required to be delivered to participants in such plans or arrangements pursuant to federal or state laws, rules or regulations). For this purpose, electronic delivery will include, without limitation, delivery by means of e-mail or e-mail notification that such documentation is available on the Company's Intranet site or the website of a vendor designated by the Company. Upon written request, the Company will provide to the Participant a paper copy of any document also delivered to the Participant electronically. The authorization described in this paragraph may be revoked by the Participant at any time by written notice to the Company.

14. **Administration.** By entering into this Agreement, the Participant agrees and acknowledges that (a) the Company has provided or made available to the Participant a copy of the Plan, (b) the Participant has read the Plan, (c) all Units are subject to the Plan, and (d) pursuant to the Plan, the Committee is authorized to interpret the Plan and awards issued thereunder, and to adopt rules and regulations not inconsistent with the Plan as it deems appropriate. The Participant hereby agrees to accept as binding, conclusive and final all decisions or interpretations of the Committee with respect to questions arising under the Plan or this Agreement.

15. **Acknowledgement of Non-Reliance.** Except for those representations and warranties expressly set forth in this Agreement, the Participant hereby disclaims reliance on any and all representations, warranties, or statements of any nature or kind, express or implied, including, but not limited to, the accuracy or completeness of such representations, warranties, or statements.

16. **Entire Agreement.** This Agreement, together with the Plan, represents the entire agreement between the parties with respect to the subject matter hereof and supersedes any prior agreement, written or otherwise, relating to the subject matter hereof. This Agreement may only be amended by a writing signed by each of the parties hereto, provided that the Company may amend this Agreement without the Participant's consent, if the amendment does not materially impair the Participant's rights hereunder.

17. **Governing Law.** This Agreement, the interpretation and enforcement thereof and all claims arising out of or relating to this Agreement or the transactions contemplated by this Agreement, whether sounding in tort, contract or otherwise, will be governed solely and exclusively by, and construed in accordance with, the laws and judicial decisions of the State of Delaware without giving effect to any choice or conflict of law provision or rule that would cause the application of the laws and judicial decisions of any jurisdiction other than the State of Delaware.

18. **Forum Selection.** All actions and proceedings arising out of or relating to this Agreement, or the transactions contemplated by this Agreement, will be heard and determined solely and exclusively in the Delaware Court of Chancery and any state appellate court therefrom within the State of Delaware (unless the Delaware Court of Chancery will decline to accept jurisdiction over a particular matter, in which case, exclusively in any state or federal court within the State of Delaware).

19. **Waiver of Jury Trial.** Each party hereby waives its right to a jury trial of any and all claims or cause of actions based upon or arising out of this Agreement, or the transactions contemplated by this Agreement. Each party hereby acknowledges and agrees that the waiver contained in this Section 19 is made knowingly and voluntarily.

20. **Data Privacy.** By signing this Agreement, the Participant hereby acknowledges and agrees to the Company's transfer of certain personal data of such Participant to the Company's agents for purposes of implementing, performing or administering the Plan, this Award or any related benefit. The Participant expressly gives the Participant's consent to the Company to process such personal data.

21. **Section Headings.** The headings of sections and paragraphs of this Agreement are inserted for convenience only and will not in any way affect the meaning or construction of any provision of this Agreement.

22. **Further Assurances.** The Participant agrees, upon demand of the Company, to do all acts and execute, deliver and perform all additional documents, instruments and agreements which may be reasonably required by the Company to implement the provisions and purposes of this Agreement and the Plan.

23. **Discretionary Nature.** The Participant acknowledges and agrees that the grant of the Units is discretionary, and any future awards will be made in the Committee's discretion.

24. **Counterparts; Electronic Delivery.** This Agreement may be executed, including by electronic means, in multiple counterparts, each of which will be deemed to be an original, but all of which together will constitute but one and the same instrument.

[Signature Page to Follow]

IN WITNESS WHEREOF, the Company's duly authorized representative and the Participant have each executed this Agreement on the respective date below indicated.

FMC CORPORATION

By: _____

Title: _____

Date: _____

PARTICIPANT

Signature: _____

Address: _____

Date: _____

**KEY MANAGER
RESTRICTED STOCK UNIT AWARD AGREEMENT
UNDER THE FMC CORPORATION 2023
INCENTIVE STOCK PLAN**

THIS KEY MANAGER RESTRICTED STOCK UNIT AWARD AGREEMENT (this “Agreement”) is made by and between FMC Corporation (the “Company”) and [Participant Name] (the “Participant”).

WHEREAS, the Company maintains the FMC Corporation 2023 Incentive Stock Plan (the “Plan”); and

WHEREAS, Section 8 of the Plan authorizes the grant of Restricted Stock Unit Awards; and

WHEREAS, as an inducement to remain in the service with the Company or its Affiliates and as an incentive for increased efforts during such service, the Compensation and Human Capital Committee of the Company’s Board of Directors (or its duly authorized delegate) has approved this grant of restricted stock units to the Participant on the terms described below, effective [Grant Date] (the “Grant Date”).

NOW, THEREFORE, in consideration of the mutual covenants herein contained and other good and valuable consideration, receipt of which is hereby acknowledged, the parties hereto agree as follows:

1. **Grant of Restricted Stock Units.**

(a) Pursuant to the Plan and as of the Grant Date, the Company hereby awards to the Participant [Quantity Granted] restricted stock units on the terms and conditions set forth herein (the “Units”). The terms of the Plan, as it may be amended and continued, are incorporated herein by this reference and made a part of this Agreement and will control the rights and obligations of the Company and the Participant under this Agreement. Capitalized terms not otherwise defined herein will have the same meanings as in the Plan. To the extent there is a conflict between the Plan and this Agreement, the Plan will prevail.

(b) Each Unit, once vested, represents an unfunded, unsecured right of the Participant to receive one share of Common Stock (each a “Share”) at a specified time. The Units will become vested, and Shares will be issued in respect of vested Units, as set forth in this Agreement.

2. **Vesting.**

(a) Subject to the Participant’s continued employment by the Company or any of its Affiliates through the applicable date or event, 100% of the Units shall become vested on:

(i) the fourth anniversary of the date of grant (the “Specified Date”); or

(ii) if sooner, upon:

(A) the date of the Participant’s death;

(B) the date of the Participant’s Disability; or

(C) the cessation of the Participant’s employment with the Company and its Affiliates within two years following a Change in Control due to either a termination by the Company or an Affiliate without Cause or a resignation by the Participant with Good Reason (as defined in Section 18).

(b) In addition, if prior to the date the Units otherwise vest the Participant's employment is terminated by the Company without Cause other than within two years following a Change in Control, a pro-rata portion of the Units (based on the number of days the Participant was employed by the Company or any of its Affiliates from and after the Grant Date and prior to the Specified Date, relative to the total number of days in the period beginning on the Grant Date and ending on the Specified Date) shall become vested on the effective date of such termination of employment.

(c) Upon a cessation of the Participant's employment with the Company or any of its Affiliates, any Unit that has not become vested on or prior to the effective date of such cessation will then be forfeited immediately and automatically and the Participant will have no further rights with respect thereto.

(d) The application of Sections 2(a)(ii)(C) and 2(b) is in each case conditioned on (i) the Participant's execution and delivery to the Company of a general release of claims against the Company and its affiliates in a form prescribed by the Company, and (ii) such release becoming irrevocable within 60 days following the cessation of the Participant's employment or such shorter period specified by the Company. For avoidance of doubt, if this release requirement is not timely satisfied, the Units will be forfeited as of the effective date of the cessation of the Participant's employment and the Participant will have no further rights with respect thereto.

3. **Timing of Issuance.** As soon as practicable (and in any case within 2½ months) following the date Units become vested hereunder, and subject to the satisfaction of applicable tax withholding requirements, Shares will be issued in respect of those vested Units. However, if the Units vest as a result of the application of Section 2(a)(ii)(C) or 2(b) and the period for the required release to become irrevocable under Section 2(d)(ii) spans two calendar years, Shares will not be issued prior to the start of that second calendar year. Fractional Shares will be rounded up to the next whole Share.

4. **Non-Transferability.** Neither the Units nor any right with respect thereto may be assigned, alienated, pledged, attached, sold or otherwise transferred or encumbered by the Participant other than by will or by the laws of descent and distribution, and any purported assignment, alienation, pledge, attachment, sale, transfer or encumbrance will be void and unenforceable against the Company.

5. **Stockholder Rights.**

(a) The Participant will not have any stockholder rights or privileges, including voting or dividend rights, with respect to the Shares subject to Units until such Shares are actually issued and registered in the Participant's name in the Company's books and records.

(b) The foregoing notwithstanding, if the Company declares and pays a cash dividend or distribution with respect to its Common Stock while Units are outstanding hereunder, the Company will make a special cash payment to the Participant equal to the amount of the dividend or distribution that would have been payable to the Participant had the Participant been the record holder of a number of Shares equal to the number of Units outstanding hereunder (whether or not vested) on the record date of such dividend or distribution. Such special cash payment will be paid at the same time as the related dividend or distribution and will be subject to withholding for applicable taxes.

6. **No Limitation on Rights of the Company.** The granting of Units will not in any way affect the right or power of the Company to make adjustments, reclassifications or changes in its capital or business structure or to merge, consolidate, reincorporate, dissolve, liquidate or sell or transfer all or any part of its business or assets. The Award under this Agreement shall be subject to substitution or adjustment in accordance with Section 12 of the Plan.

7. **Company Policies.** The Participant acknowledges that the Award under this Agreement is subject to the clawback provisions set forth in Section 20 of the Plan. In addition, the Participant agrees, in consideration for the grant of the Award under this Agreement, to be subject to any additional policies of the Company and its Affiliates regarding clawbacks, securities trading, and hedging or pledging of securities that may be in effect from time to time, or as may otherwise be required by applicable law, regulation or exchange listing standard. The Participant understands that the Participant is hereby bound by each such policy in its entirety, and that such policies are not limited in their application to the Award under this Agreement or equity or cash received in connection with the Award under this Agreement.

8. **Employment.** Nothing in this Agreement or in the Plan will confer on the Participant any right to continue in service for any period of specific duration or interfere with or otherwise restrict in any way the rights of the Company (or Affiliate employing or retaining the Participant) to terminate the Participant's employment at any time for any reason, with or without cause.

9. **Tax Treatment and Withholding.**

(a) The Participant has had the opportunity to review with the Participant's own tax advisors the federal, state and local tax consequences of the transactions contemplated by this Agreement. The Participant is relying solely on such advisors and not on any statements or representations of the Company or any of its agents.

(b) It is a condition to the Company's obligation to issue Shares hereunder that the Participant pay to the Company such amount as may be required to satisfy all tax withholding obligations arising in connection with the Award under this Agreement (or otherwise make arrangements acceptable to the Company for the satisfaction of such tax withholding obligations). If the required withholding amount required is not timely paid or satisfied, the Participant's right to receive such Shares will be permanently forfeited. The Company, in its discretion, may withhold Shares otherwise issuable hereunder in satisfaction of the amount required to be withheld in connection with the Award under this Agreement (based on the Fair Market Value of such Shares on the date of such withholding).

10. **Notices.**

(a) Any notice required to be given or delivered to the Company under the terms of this Agreement will be addressed to it in care of its Secretary, FMC Corporation, 2929 Walnut Street, Philadelphia, PA 19104, and any notice to the Participant (or other person entitled to receive the Units) will be addressed to such person at the Participant's address now on file with the Company, or to such other address as either may designate to the other in writing. Except as otherwise provided below in Section 10(b), any notice will be deemed to be duly given when enclosed in a properly sealed envelope addressed as stated above and deposited, postage paid, in a post office or branch post office regularly maintained by the United States government.

(b) The Participant hereby authorizes the Company to deliver electronically any prospectuses or other documentation related to the Award under this Agreement, the Plan and any other compensation or benefit plan or arrangement in effect from time to time (including, without limitation, reports, proxy statements or other documents that are required to be delivered to participants in such plans or arrangements pursuant to federal or state laws, rules or regulations). For this purpose, electronic delivery will include, without limitation, delivery by means of e-mail or e-mail notification that such documentation is available on the Company's Intranet site. Upon written request, the Company will provide to the Participant a paper copy of any document also delivered to the Participant electronically. The authorization described in this paragraph may be revoked by the Participant at any time by written notice to the Company.

11. **Beneficiaries.** In the event of the death of the Participant, the issuance of Shares under Section 3 shall be made in accordance with the Participant's written beneficiary designation on file with the Company or its representative and/or agent (if such a designation has been duly filed with the Company or its representative and/or agent, in the form prescribed by the Company and in accordance with the notice provisions of Section 10(a)). In the absence of any such beneficiary designation, the delivery of Shares under Section 3 will be made to the person or persons to whom the Participant's rights shall pass by will or by the applicable laws of intestacy. This Agreement will inure to the benefit of and be binding upon the parties hereto and their respective heirs, executors, administrators, successors and permitted assigns.

12. **Administration.** By entering into this Agreement, the Participant agrees and acknowledges that (a) the Company has provided or made available to the Participant a copy of the Plan, (b) the Participant has read the Plan, (c) all Units are subject to the Plan, (d) in the event of a conflict between any term or provision contained herein and a term or provision of the Plan, the applicable terms and provisions of the Plan will govern, and (e) pursuant to the Plan, the Committee is authorized to interpret the Plan and to adopt rules and regulations not inconsistent with the Plan as it deems appropriate. The Participant hereby agrees to accept as binding, conclusive and final all decisions or interpretations of the Committee with respect to questions arising under the Plan or this Agreement. The Participant has received, and therefore has full knowledge of and understands, the terms and conditions of this Agreement. The Participant consents to having received these documents in English.

13. **Entire Agreement.** This Agreement, together with the Plan, represents the entire agreement between the parties with respect to the subject matter hereof and supersedes any prior agreement, written or otherwise, relating to the subject matter hereof. This Agreement may only be amended by a writing signed by each of the parties hereto.

14. **Governing Law.** The interpretation, performance and enforcement of this Agreement shall be governed by the laws of the State of Delaware without regard to the principles of conflicts-of-laws.

15. **Privacy.**

(a) By signing this Agreement, the Participant hereby acknowledges and agrees to the Company's transfer of certain personal data of such Participant to the Company for purposes of implementing, performing or administering the Plan or any related benefit. The Participant expressly gives the Participant's consent to the Company to process such personal data.

(b) The Participant understands that the Participant's local employer holds, by means of an automated data file, certain personal information about the Participant, including, but not limited to, name, home address and telephone number, date of birth, social insurance number, salary, nationality, job title, any shares or directorships held in the Company, details of all Options or other entitlement to shares awarded, canceled, exercised, vested, unvested or outstanding in the Participant's favor, for the purpose of managing and administering the Plan ("Data").

(c) The Participant further understands that part or all of the Participant's Data may be also held by the Company and/or its subsidiaries, pursuant to a transfer made in the past with the Participant's consent, in respect of any previous grant of options or awards, which was made for the same purposes of managing and administering of previous award/incentive plans, or for other purposes.

(d) The Participant further understands that the Participant's local employer will transfer Data to the Company and/or its subsidiaries among themselves as necessary for the purposes of implementation, administration and management of the Participant's participation in the Plan, and that the Company and /or its subsidiary may transfer Data among themselves and/or each, in turn, further transfer Data to any third parties assisting the Company in the implementation, administration and management of the Plan ("Data Recipients").

(e) The Participant understands that the Company and/or its subsidiaries, as well as the Data Recipients, are or may be located in the Participant's country of residence or elsewhere, such as the United States. The Participant authorizes the Company and/or its subsidiaries, as well as Data Recipients, to receive, possess, use, retain and transfer Data in electronic or other form, for the purposes of implementing, administering and managing the Participant's participation in the Plan, including any transfer of such Data, as may be required for the administration of the Plan and/or the subsequent holding of shares on the Participant's behalf, to a broker or third party with whom the shares acquired on exercise may be deposited.

(f) The Participant understands that the Participant may show the Participant's opposition to the processing and transfer of the Participant's Data, and may, at any time, review the Data, required that any necessary amendments be made to it, or withdraw the Participant's consent herein in writing by contacting the Company. The Participant further understands that withdrawing consent may affect the Participant's ability to participate in the Plan.

16. **Section Headings.** The headings of sections and paragraphs of this Agreement are inserted for convenience only and shall not in any way affect the meaning or construction of any provision of this Agreement.

17. **Counterparts; Facsimile.** This Agreement may be executed in multiple counterparts (including by facsimile signature), each of which will be deemed to be an original, but all of which together will constitute but one and the same instrument.

18. **Good Reason.** For purposes of this Agreement, "Good Reason" will have the meaning defined in the Participant's Individual Agreement, if any. If no Individual Agreement exists, "Good Reason" will mean the occurrence of any one or more of the following:

(a) The assignment to the Participant of duties materially inconsistent with the Participant's authorities, duties, responsibilities or position, or a material adverse change in the Participant's authorities, duties, responsibilities, position or reporting requirements;

(b) The Company's relocation of the Participant's principal worksite by more than (50) miles, excepting travel substantially consistent with the Participant's business obligations; or

(c) A material reduction in the Participant's base salary.

provided that any such event will constitute Good Reason only if the Participant notifies the Company in writing of such event within 90 days following the initial occurrence thereof, the Company fails to cure such event within 30 days after receipt from the Participant of written notice thereof, and the Participant resigns the Participant's employment within 180 days following the initial occurrence of such event.

19. **Local Law.** The Participant is responsible for complying with the terms of applicable local law, which may, among other requirements, require the Participant to notify the proper governmental authorities of the Award under this Agreement, notify the governmental authorities prior to vesting, comply with regulations for obtaining and remitting U.S. Dollars abroad in connection with transactions involving the Award under this Agreement, reporting transactions in excess of specified amounts, reporting the repatriation of foreign shares, selling the shares abroad, and selling the shares in the event of termination of employment and repatriating the proceeds. The Company's obligation to issue Shares upon vesting of the Units will be subject to all applicable laws, rules and regulations and to such approvals by any governmental agencies or national securities exchanges as may be required.

20. **Discretionary Nature.** By signing a copy of this Agreement and returning it to the Company, the Participant acknowledges that:

- (a) The Company (and not the Participant's local employer) is granting the Participant's Award. Furthermore, this Agreement is not derived from any pre-existing labor relationship between the Participant and the Company, but rather from a mercantile relationship.
- (b) The Company will administer the Plan from outside the Participant's country of residence, and that U.S. law will govern all Awards granted under the Plan.
- (c) That benefits and rights provided under the Plan are wholly discretionary and, although provided by the Company, do not constitute regular or periodic payments.
- (d) The benefits and rights provided under the Plan are not to be considered part of the Participant's salary or compensation under Participant's employment with the Participant's local employer for purposes of calculating any severance, resignation, redundancy or other end of service payments, vacation, bonuses, long-term service awards, indemnification, pension or retirement benefits, or any other payments, benefits or rights of any kind. The Participant waives any and all rights to compensation or damages as a result of the termination of employment with the Participant's local employer for any reason whatsoever insofar as those rights result or may result from the loss or diminution in value of such rights under the Plan or the Participant ceasing to have any rights under, or ceasing to be entitled to any rights under the Plan as a result of such termination.
- (e) The grant of any Units under this Agreement, and any future grant of Awards under the Plan is entirely voluntary, and at the complete discretion of the Company. Neither the grant of the Units nor any future grant of an Award by the Company shall be deemed to create any obligation to grant any further Awards, whether or not such a reservation is explicitly stated at the time of such a grant. The Company has the right, at any time and/or on an annual basis, to amend, suspend or terminate the Plan; provided, however, that no such amendment, suspension or termination shall adversely affect the Participant's rights hereunder.
- (f) The Plan shall not be deemed to constitute, and shall not be construed by the Participant to constitute, part of the terms and conditions of employment. The Company shall not incur any liability of any kind to the Participant as a result of any change or amendment, or any cancellation, of the Plan at any time.
- (g) Participation in the Plan shall not be deemed to constitute, and shall not be deemed by the Participant to constitute, an employment or labor relationship of any kind with the Company.

[Signature Page Follows.]

IN WITNESS WHEREOF, the Company's duly authorized representative and the Participant have each executed this Agreement on the respective date below indicated.

FMC CORPORATION

By: _____

Title: _____

Date: _____

PARTICIPANT

Signature: _____

Date: _____

FMC CORPORATION
COMPENSATION POLICY FOR NON-EMPLOYEE DIRECTORS
(AS AMENDED AND RESTATED EFFECTIVE APRIL 27, 2023)

PART I GENERAL PROVISIONS

1. *Purpose.* The purpose of this Policy is to provide a compensation program to attract and retain qualified individuals not employed by the Company or its affiliates to serve on the Board and to further align the interests of those directors with those of stockholders by providing that a substantial portion of compensation will be linked directly to increases in stockholder value.

2. *Definitions.* Except as otherwise defined herein, terms used herein in capitalized form will have the meanings attributed to them as set forth below or in the applicable Stock Plan.

(a) **“Annual Retainer”** means the retainer fee established by the Board and paid to a director for services on the Board for a year in accordance with Section 1 of Part II of this Policy.

(b) **“Audit Committee Fee”** means the annual fee established by the Board and paid to a director for service as a member of the Audit Committee of the Board in accordance with Section 5 of Part II of this Policy.

(c) **“Board”** means the Board of Directors of the Company.

(d) **“Change in Control”** has the meaning set forth in the applicable Stock Plan; provided that, solely for vesting purposes, in no event will a Change in Control be deemed to have occurred with respect to the Participant if the Participant is part of a purchasing Person which consummates the Change in Control. The Participant will be deemed to be “part of a purchasing Person” for purposes of the preceding sentence if the Participant is an equity participant in the purchasing Person (except for: (i) passive ownership of less than 3% of the stock of the purchasing Person; or (ii) ownership of equity participation in the purchasing company or Person which is otherwise not significant, as determined prior to the Change in Control by a majority of the non-employee continuing directors of the Board).

In addition, solely for purposes of Section 5(a) of Part III of this Policy, no event or transaction will constitute a Change in Control unless that event or transaction also constitutes a “change in ownership” of the Company, a “change in effective control” of the Company or a “change in the ownership of a substantial portion of the assets” of the Company, as those terms are used in Section 409A(a)(2)(A)(v) of the Code and defined in regulations issued thereunder.

(e) **“Code”** means the Internal Revenue Code of 1986, as amended from time to time, or any successor thereto.

(f) **“Committee Chairman Fee”** means the annual fee established by the Board and paid to a director for service as chairman of any committee of the Board in accordance with Section 4 of Part II of this Policy.

- (g) **“Company”** means FMC Corporation, a Delaware corporation.
- (h) **“Disability”** has the meaning ascribed to such term in the applicable Stock Plan.
- (i) **“Fair Market Value”** has the meaning ascribed to such term in the applicable Stock Plan.
- (j) **“Lead Director Fee”** means the annual fee established by the Board and paid to a director for service as the Lead Director of the Board in accordance with Section 2 of Part II of this Policy.
- (k) **“Non-Employee Director”** means a member of the Board who is not an employee of the Company or any of its affiliates, as determined in the discretion of the Board.
- (l) **“Non-Executive Chairman Fee”** means the annual fee established by the Board and paid to a director for service as the Non-Executive Chairman of the Board in accordance with Section 3 of Part II of this Policy.
- (m) **“Participant”** means a Non-Employee Director who is eligible to participate in this Policy.
- (n) **“Policy”** means this FMC Corporation Compensation Policy for Non-Employee Directors, as may be amended from time to time.
- (o) **“RSU”** means a Restricted Stock Unit within the meaning of the applicable Stock Plan.
- (p) **“Separation from Service”** means a Non-Employee Director’s “Separation from Service” with the Company within the meaning of Treas. Reg. §1.409A-1(h).
- (q) **“Stock Plan”** means the incentive stock plan under which a specific Retainer Grant or Annual Equity Grant is made to a Non-Employee Director.

PART II COMPENSATION

1. *Annual Retainer.*

- (a) Each Participant will be entitled to receive an Annual Retainer in such amount as will be determined from time to time by the Board. Until changed by resolution of the Board, the Annual Retainer will be \$100,000, which will be payable in cash in equal installments at the end of each calendar year quarter.
 - (b) Notwithstanding the foregoing, no later than the last day of any calendar year, a Participant may elect that fifty percent (50%) or one hundred percent (100%) of the Annual Retainer payable in the following calendar year be paid in the form of RSUs, as set forth in Section 1 of Part III, by providing written notice of such election to the Company in the form and manner prescribed by the Company. Any such election will be effective on the first day of the next calendar year beginning after the date of such election.
-

(c) Notwithstanding anything to the contrary in Section 1(b), a Participant who is newly elected or appointed to the Board may elect within 30 days after joining the Board, by written notice to the Company in the form and manner prescribed by the Company, to receive all (or a portion, to the extent permitted by the Company) of the Annual Retainer that is payable to such Participant with respect to the remainder of the first calendar year of his or her service in the form of RSUs (as set forth in Section 1 of Part III).

2. *Lead Director Fee.* The Participant who serves as the Lead Director of the Board will be entitled to receive a Lead Director Fee in such amount as will be determined from time to time by the Board, in addition to (and not in lieu of) any other compensation to which such Participant may be entitled pursuant to any other provision of this Policy. Until changed by resolution of the Board, the Lead Director Fee will be \$30,000, which will be paid in cash in equal installments at the end of each calendar year quarter.

3. *Non-Executive Chairman Fee.* The Participant who serves as the Non-Executive Chairman of the Board will be entitled to receive a Non-Executive Chairman Fee in such amount as will be determined from time to time by the Board, in addition to (and not in lieu of) any other compensation to which such Participant may be entitled pursuant to any other provision of this Policy. Until changed by resolution of the Board, the Non-Executive Chairman Fee will be \$150,000, which will be paid in cash in equal installments at the end of each calendar year quarter.

4. *Committee Chairman Fees.* Each Participant who serves as a chairman of a committee of the Board will be entitled to receive a Committee Chairman Fee in such amount as will be determined from time to time by the Board, for the tenure of such service, in addition to (and not in lieu of) any other compensation to which such Participant may be entitled pursuant to any other provision of this Policy. Until changed by resolution of the Board, the Committee Chairman Fees for each committee of the Board will be paid in cash at the annualized rates set forth in the table below in equal installments at the end of each calendar year quarter.

| | |
|--|----------|
| Audit Committee Chairman Fee | \$20,000 |
| Compensation & Organization Committee Chairman Fee | \$20,000 |
| Nominating & Corporate Governance Committee Chairman Fee | \$15,000 |
| Sustainability Committee Chairman Fee | \$15,000 |

5. *Audit Committee Fee.* Each Participant who serves as a member of the Audit Committee of the Board, including the Audit Committee Chairman, will be entitled to receive additional fees in respect of such service in such amount as will be determined from time to time by the Board, in addition to (and not in lieu of) any other compensation to which such Participant may be entitled pursuant to any other provision of this Policy. Until changed by resolution of the Board, this additional Audit Committee fee will be paid in cash at an annualized rate of \$5,000 in equal installments at the end of each calendar year quarter.

6. In the event that a Participant ceases to serve as a member of the Audit Committee, a Committee Chairman, Lead Director, or a member of the Board, in each case prior to the end of a calendar year quarter, cash fees that would otherwise have been payable to the Participant under Part II of this Policy with respect to such service shall be pro-rated based upon his or her partial service during the calendar year quarter. Notwithstanding the foregoing, in the event that the Participant's cessation of service as a member of the Board was due to the Participant's death or Disability, any amounts for that year not yet paid in respect of Section 1(a) of Part II of this Policy shall then be paid in full, and shall not be subject to pro-ration.

PART III STOCK COMPENSATION

1. *Retainer Grant.*

(a) In the event a Participant has made an election pursuant to Section 1(b) or 1(c) of Part II in respect of his or her Annual Retainer for the next calendar year, then effective as of the close of business on the date of the next annual meeting of the Company's stockholders, such Participant will receive a number of RSUs determined by dividing (i) the portion of the Participant's Annual Retainer payable in that calendar year with respect to which the Participant has made an election in accordance with Section 1(b) or 1(c) of Part II by (ii) the Fair Market Value of a share of the Company's common stock on the date of grant. RSUs granted under this Section 1 of Part III are hereinafter referred to as "Retainer Units." Retainer Units will be granted pursuant to, and subject to the terms of, the Stock Plan most recently approved by the stockholders of the Company.

(b) Subject to the Participant's continued service, Retainer Units will vest ratably on a daily basis over a one (1) year period commencing on the date of grant, provided that any unvested Retainer Units will vest upon a Change in Control. Upon the Participant's Separation from Service, any Retainer Units that have not become vested prior to the Separation from Service will be automatically forfeited and the Participant will have no further rights with respect thereto. Notwithstanding the foregoing, in the event of the Participant's Separation from Service due to his or her death or Disability, any unvested Retainer Units will vest as of the Participant's Separation from Service.

2. *Annual Equity Grant.*

(a) Effective as of the close of business of the date of the annual meeting of the Company's stockholders, each Participant will be granted a number of RSUs determined by dividing \$140,000 by the Fair Market Value of a share of the Company's common stock on the date of grant. RSUs granted under this Section 2 are hereinafter referred to as "**Annual Units.**" Annual Units will be granted pursuant to, and subject to the terms of, the Stock Plan most recently approved by the stockholders of the Company.

(b) Annual Units will vest in full on the earliest of (i) the next regularly scheduled annual meeting of the Company's stockholders, (ii) the first anniversary of the date of grant, (iii) a Change in Control, and (iv) the Participant's Separation from Service as a result of his or her death or Disability; provided in each case that the Participant has remained in service through the applicable time. Any portion of a Participant's Annual Units that have not vested on or prior to his or her Separation from Service will then be forfeited and all rights of the Participant to or with respect to such Annual Units will then automatically terminate.

3. *Dividend Equivalent Rights.* If a cash dividend or distribution is paid with respect to outstanding shares of common stock, then effective as of the dividend or distribution payment date, each outstanding award of Retainer Units and Annual Units (including any additional Retainer Units and Annual Units previously credited pursuant to this Section 3) will be increased by a number of additional Retainer Units or Annual Units, as applicable, equal to the quotient of (i) the total dividend or distribution that would then be payable with respect to a number of shares of common stock equal to the number of Retainer Units or Annual Units, as applicable, held by the Participant on the dividend or distribution record date *divided by* (ii) the Fair Market Value of a share of common stock on the dividend or distribution record date (the “Dividend Equivalent Rights”). The Dividend Equivalent Rights will be subject to the same vesting conditions as the Retainer Units or Annual Units to which they relate.

4. *Fractional Units.* All RSUs, as well as Dividend Equivalent Rights credited with respect to such RSUs, will be credited in whole units, with any fractional unit being rounded up to the nearest whole number.

5. *Form and Time of Payment.*

(a) Payments with respect to vested RSUs will be made upon the earlier of (i) the Participant’s Separation from Service, (ii) a Change in Control, (iii) such other date (if any) elected by the Participant in a form and manner specified by the Company, or (iv) upon the Company’s termination of the plan including such RSUs in accordance with Treas. Reg. § 1.409A-3(j)(4)(ix).

(b) Payments will be made in shares of common stock, unless otherwise determined by the Compensation and Organization Committee in accordance with the terms of the applicable Stock Plan.

(c) Notwithstanding any other provision in this Policy, to the extent compliance with the requirements of Treas. Reg. § 1.409A-3(i)(2) is necessary to avoid the application of an additional tax under Section 409A of the Code, shares of common stock that are otherwise issuable upon the Participant’s Separation from Service will be deferred (without interest) and issued to the Participant immediately following the six month delay period.

6. *Rights.* Except to the extent otherwise set forth herein, a Participant will not have any of the rights of a stockholder with respect to the RSUs unless and until such time as shares of common stock have been issued to the Participant in settlement of the vested RSUs.

PART IV ADDITIONAL PROVISIONS

1. *Administration.* The Board administers the Policy. The Board has full power to interpret the Policy, formulate additional details and regulations for carrying out the Policy and amend or terminate the Policy as from time to time it deems proper and in the best interest of the Company. Any decision or interpretation of the Board is final and conclusive.

2. *Statement of Account.* Each Participant will receive an annual statement showing the number and status of and essential terms applicable to RSUs that have been awarded to the Participant.

3. *Unsegregated Funds.* The Company will not segregate any funds or securities in respect of the Participant's interests under this Policy, and the Participant's service is the Participant's acknowledgement and agreement that any interests of the Participant remain a part of the Company's general funds and are subject to the claims of the Company's general creditors. Nothing in this Policy will be construed as creating any trust, express or implied, for the benefit of any Participant.
 4. *Awards Issued Pursuant to the Policy.* All equity-based awards described herein will be granted under, and subject to the terms of, the applicable Stock Plan and the applicable award agreement thereunder. In the event of a conflict between any term or provision contained in this Policy on the one hand, and the applicable Stock Plan and award agreement on the other hand, the applicable terms and provisions of such Stock Plan and the award agreement will govern.
 5. *Payments Upon Death.* In the event of the Participant's death, payments under this Policy will be made to the beneficiary designated by the Participant to receive such payments or, in the absence of a duly executed and filed beneficiary designation form, to the Participant's estate.
 6. *Payment of Certain Costs of the Participant.* If a dispute arises regarding the interpretation or enforcement of this Policy and the Participant (or in the event of his or her death, his beneficiary) obtains a final judgment in his or her favor from a court of competent jurisdiction from which no appeal may be taken, whether because the time to do so has expired or otherwise, or his or her claim is settled by the Company prior to the rendering of such a judgment, all reasonable legal and other professional fees and expenses incurred by the Participant in contesting or disputing any such claim or in seeking to obtain or enforce any right or benefit provided for in this Policy or in otherwise pursuing his or her claim will be promptly paid by the Company with interest thereon at the highest Delaware statutory rate for interest on judgments against private parties from the date of payment thereof by the Participant to the date of reimbursement by the Company.
 7. *Reservation of Rights.* Nothing in this Policy will be construed to (a) give any Participant any right to defer compensation received for services as a director of the Company other than as expressly authorized and permitted in this Policy or in any other plan or arrangement approved by the Board, (b) create any obligation on the part of the Board to nominate any Participant for reelection by the Company's stockholders or (c) limit in any way the right of the Board to remove a Participant as a director of the Board.
 8. *Amendment or Termination.* The Board may, at any time by resolution, terminate or amend this Policy *provided* that no such termination or amendment will adversely affect the rights of Participants with respect to awards granted under this Policy prior to such termination or amendment, without the consent of the Participant.
 9. *Withholding.* The Company will have the right to deduct or withhold from all payments of compensation any taxes required by law to be withheld with respect to such payments, if any.
-

10. *Directors Elected Between Annual Stockholders' Meetings.* Notwithstanding anything to the contrary in this Policy, unless otherwise determined by the Board, the compensation hereunder of an individual who becomes a Participant as a result of his or her election to the Board other than at an annual meeting of the Company's stockholders will be prorated for the period of service commencing with his or her initial election and ending on the Company's next annual stockholders' meeting.

11. *Section 409A.* This Policy and any compensation granted hereunder is intended to comply with, or be exempt from, the provisions of Section 409A of the Code. If any provision of the Policy would otherwise frustrate or conflict with this intent, the provision, term or condition shall be interpreted and deemed amended so as to avoid this conflict. Notwithstanding the foregoing, the tax treatment of the benefits provided under the Policy is not warranted or guaranteed, and in no event shall the Company be liable for all or any portion of any taxes, penalties, interest or other expenses that may be incurred by any Participant on account of non-compliance with Section 409A of the Code.

FMC CORPORATION
SIGNIFICANT SUBSIDIARIES OF THE REGISTRANT

The following is a list of the Company's consolidating subsidiaries, as of December 31, 2023, except for certain subsidiaries of the Registrant which do not, in the aggregate, constitute a significant subsidiary as that term is defined in Rule 12b-2 under the Securities Exchange Act of 1934. This list does not include equity affiliate investments and cost investment.

| Name of Subsidiary | State or Country of Incorporation |
|--|-----------------------------------|
| FMC Corporation (the Registrant) | Delaware |
| FMC Agricultural Products International AG | Switzerland |
| FMC Chemicals Netherlands BV | Netherlands |
| FMC Finance B.V. | Netherlands |
| FMC Quimica Sociedad Anonima | Argentina |
| FMC India Private Limited | India |
| FMC Química do Brasil Ltda. | Brazil |
| Cheminova India Limited | India |
| Cheminova A/S | Denmark |
| FMC International Switzerland Sàrl | Switzerland |
| FMC Luxembourg S.à.r.l. | Luxembourg |
| FMC Switzerland I GmbH | Switzerland |
| FMC Agricultural Caribe Industries, Ltd. | Puerto Rico |
| FMC (Shanghai) Agricultural Sciences Co., Ltd. | China |
| FMC Agro Singapore Pte. Ltd. | Singapore |
| FMC Agroquimica de Mexico S de RL de CV | Mexico |
| Cheminova Deutschland GmbH & Co. KG | Germany |
| FMC Turkey Endustri Urunleri Sanayi Ltd | Turkey |

Consent of Independent Registered Public Accounting Firm

We consent to the incorporation by reference in the registration statements on Form S-3 (No. 333-265688) and Form S-8 (Nos. 333-235595, 333-219643, 333-64702, 333-62683, 333-36973, 333-24039, 333-18383, 333-69805, 333-69714, 333-111456, 333-172387, 333-172388, and 333-271466) of our reports dated February 27, 2024, with respect to the consolidated financial statements of FMC Corporation and subsidiaries and the effectiveness of internal control over financial reporting.

/s/ KPMG LLP
Philadelphia, Pennsylvania
February 27, 2024

CHIEF EXECUTIVE OFFICER CERTIFICATION

I, Mark A. Douglas, certify that:

1. I have reviewed this Annual Report on Form 10-K of FMC Corporation;
2. Based on my knowledge, this report does not contain any untrue statement of a material fact or omit to state a material fact necessary to make the statements made, in light of the circumstances under which such statements were made, not misleading with respect to the period covered by this report;
3. Based on my knowledge, the financial statements, and other financial information included in this report, fairly present in all material respects the financial condition, results of operations and cash flows of the registrant as of, and for, the periods presented in this report;
4. The registrant's other certifying officer and I are responsible for establishing and maintaining disclosure controls and procedures (as defined in Exchange Act Rules 13a-15(e) and 15d-15(e)) and internal control over financial reporting (as defined in Exchange Act Rules 13a-15(f) and 15d-15(f)) for the registrant and have:
 - a. Designed such disclosure controls and procedures, or caused such disclosure controls and procedures to be designed under our supervision, to ensure that material information relating to the registrant, including its consolidated subsidiaries, is made known to us by others within those entities, particularly during the period in which this report is being prepared;
 - b. Designed such internal control over financial reporting, or caused such internal control over financial reporting to be designed under our supervision, to provide reasonable assurance regarding the reliability of financial reporting and the preparation of financial statements for external purposes in accordance with generally accepted accounting principles;
 - c. Evaluated the effectiveness of the registrant's disclosure controls and procedures and presented in this report our conclusions about the effectiveness of the disclosure controls and procedures, as of the end of the period covered by this report based on such evaluation; and
 - d. Disclosed in this report any change in the registrant's internal control over financial reporting that occurred during the registrant's most recent fiscal quarter (the registrant's fourth fiscal quarter in the case of an annual report) that has materially affected, or is reasonably likely to materially affect, the registrant's internal control over financial reporting; and
5. The registrant's other certifying officer and I have disclosed, based on our most recent evaluation of internal control over financial reporting, to the registrant's auditors and the audit committee of the registrant's board of directors (or persons performing the equivalent functions):
 - a. All significant deficiencies and material weaknesses in the design or operation of internal control over financial reporting which are reasonably likely to adversely affect the registrant's ability to record, process, summarize and report financial information; and
 - b. Any fraud, whether or not material, that involves management or other employees who have a significant role in the registrant's internal control over financial reporting.

Date: February 27, 2024

/s/ Mark A. Douglas

Mark A. Douglas
President, Chief Executive Officer, and Director

CHIEF FINANCIAL OFFICER CERTIFICATION

I, Andrew D. Sandifer, certify that:

1. I have reviewed this Annual Report on Form 10-K of FMC Corporation;
2. Based on my knowledge, this report does not contain any untrue statement of a material fact or omit to state a material fact necessary to make the statements made, in light of the circumstances under which such statements were made, not misleading with respect to the period covered by this report;
3. Based on my knowledge, the financial statements, and other financial information included in this report, fairly present in all material respects the financial condition, results of operations and cash flows of the registrant as of, and for, the periods presented in this report;
4. The registrant's other certifying officer and I are responsible for establishing and maintaining disclosure controls and procedures (as defined in Exchange Act Rules 13a-15(e) and 15d-15(e)) and internal control over financial reporting (as defined in Exchange Act Rules 13a-15(f) and 15d-15(f)) for the registrant and have:
 - a. Designed such disclosure controls and procedures, or caused such disclosure controls and procedures to be designed under our supervision, to ensure that material information relating to the registrant, including its consolidated subsidiaries, is made known to us by others within those entities, particularly during the period in which this report is being prepared;
 - b. Designed such internal control over financial reporting, or caused such internal control over financial reporting to be designed under our supervision, to provide reasonable assurance regarding the reliability of financial reporting and the preparation of financial statements for external purposes in accordance with generally accepted accounting principles;
 - c. Evaluated the effectiveness of the registrant's disclosure controls and procedures and presented in this report our conclusions about the effectiveness of the disclosure controls and procedures, as of the end of the period covered by this report based on such evaluation; and
 - d. Disclosed in this report any change in the registrant's internal control over financial reporting that occurred during the registrant's most recent fiscal quarter (the registrant's fourth fiscal quarter in the case of an annual report) that has materially affected, or is reasonably likely to materially affect, the registrant's internal control over financial reporting; and
5. The registrant's other certifying officer and I have disclosed, based on our most recent evaluation of internal control over financial reporting, to the registrant's auditors and the audit committee of the registrant's board of directors (or persons performing the equivalent functions):
 - a. All significant deficiencies and material weaknesses in the design or operation of internal control over financial reporting which are reasonably likely to adversely affect the registrant's ability to record, process, summarize and report financial information; and
 - b. Any fraud, whether or not material, that involves management or other employees who have a significant role in the registrant's internal control over financial reporting.

Date: February 27, 2024

/s/ Andrew D. Sandifer

Andrew D. Sandifer
Executive Vice President
and Chief Financial Officer

CEO CERTIFICATION OF ANNUAL REPORT

I, Mark A. Douglas, President, Chief Executive Officer, and Director of FMC Corporation (“the Company”), certify, pursuant to Section 906 of the Sarbanes-Oxley Act of 2002, 18 U.S.C. Section 1350, based on my knowledge that:

- (1) the Annual Report on Form 10-K of the Company for the year ended December 31, 2023 (the “Report”) fully complies with the requirements of Section 13(a) of the Securities Exchange Act of 1934; and
- (2) the information contained in the Report fairly presents, in all material respects, the financial condition and results of operations of the Company.

Dated: February 27, 2024

/s/ Mark A. Douglas

Mark A. Douglas
President, Chief Executive Officer, and Director

CFO CERTIFICATION OF ANNUAL REPORT

I, Andrew D. Sandifer, Executive Vice President and Chief Financial Officer of FMC Corporation (“the Company”), certify, pursuant to Section 906 of the Sarbanes-Oxley Act of 2002, 18 U.S.C. Section 1350, based on my knowledge that:

- (1) the Annual Report on Form 10-K of the Company for the year ended December 31, 2023 (the “Report”) fully complies with the requirements of Section 13(a) of the Securities Exchange Act of 1934; and
- (2) the information contained in the Report fairly presents, in all material respects, the financial condition and results of operations of the Company.

Dated: February 27, 2024

/s/ Andrew D. Sandifer

Andrew D. Sandifer
Executive Vice President
and Chief Financial Officer

FMC CORPORATION
DODD-FRANK CLAWBACK POLICY

The Compensation and Organization Committee (the “Compensation Committee”) of the Board of Directors (the “Board”) of FMC Corporation, a Delaware corporation (the “Company”), has adopted the following Dodd-Frank Clawback Policy (this “Policy”) on July 20, 2023, effective as of October 2, 2023 (the “Effective Date”).

1. Purpose. The purpose of this Policy is to provide for the recoupment of certain incentive compensation pursuant to Section 954 of the Dodd-Frank Wall Street Reform and Consumer Protection Act of 2010, in the manner required by Section 10D of the Securities Exchange Act of 1934, as amended (the “Exchange Act”), Rule 10D-1 promulgated thereunder, and the Applicable Listing Standards (as defined below) (collectively, the “Dodd-Frank Rules”).

2. Administration. This Policy shall be administered by the Compensation Committee. Any determinations made by the Compensation Committee shall be final and binding on all affected individuals.

3. Definitions. For purposes of this Policy, the following capitalized terms shall have the meanings set forth below.

(a) “**Accounting Restatement**” shall mean an accounting restatement of the Company’s financial statements due to the material noncompliance of the Company with any financial reporting requirement under the securities laws, including any required accounting restatement (i) to correct an error in previously issued financial statements that is material to the previously issued financial statements (i.e., a “Big R” restatement), or (ii) that would result in a material misstatement if the error were corrected in the current period or left uncorrected in the current period (i.e., a “little r” restatement).

(b) “**Affiliate**” shall mean each entity that directly or indirectly controls, is controlled by, or is under common control with the Company.

(c) “**Applicable Exchange**” shall mean (i) The Nasdaq Stock Market, if the Company’s securities are listed on such national stock exchange, or (ii) the New York Stock Exchange, if the Company’s securities are listed on such national stock exchange.

(d) “**Applicable Listing Standards**” shall mean (i) Nasdaq Listing Rule 5608, if the Company’s securities are listed on The Nasdaq Stock Market, or (ii) Section 303A.14 of the New York Stock Exchange Listed Company Manual, if the Company’s securities are listed on the New York Stock Exchange.

(e) “**Clawback Eligible Incentive Compensation**” shall mean Incentive-Based Compensation Received by a Covered Executive (i) on or after the Effective Date, (ii) after beginning service as a Covered Executive, (iii) if such individual served as a Covered Executive at any time during the performance period for such Incentive-Based Compensation (irrespective of whether such individual continued to serve as a Covered Executive upon or following the Restatement Trigger Date), (iv) while the Company has a class of securities listed on a national securities exchange or a national securities association, and (v) during the applicable Clawback Period.

(f) **“Clawback Period”** shall mean, with respect to any Accounting Restatement, the three completed fiscal years of the Company immediately preceding the Restatement Trigger Date and any transition period (that results from a change in the Company’s fiscal year) within or immediately following those three completed fiscal years (except that a transition period between the last day of the Company’s previous fiscal year end and the first day of its new fiscal year that comprises a period of at least nine months shall count as a completed fiscal year).

(g) **“Company Group”** shall mean the Company and its Affiliates.

(h) **“Covered Executive”** shall mean each officer of the Company within the meaning of Section 16 of the Exchange Act. Specifically, the Company’s president, principal financial officer, principal accounting officer (or if there is no such accounting officer, the controller), any vice-president of the Company in charge of a principal business unit, division or function (such as sales, administration, or finance), any other officer who performs a significant policy-making function, or any other person who performs similar policy-making functions for the Company are “Covered Executives.” Executive officers of the Company’s parent(s) or subsidiaries, as applicable, are deemed “Covered Executives” if they perform significant policy-making functions for the Company.

(i) **“Erroneously Awarded Compensation”** shall mean the amount of Clawback Eligible Incentive Compensation that exceeds the amount of Incentive-Based Compensation that otherwise would have been Received had it been determined based on the restated amounts, computed without regard to any taxes paid. With respect to any compensation plan or program that takes into account Incentive-Based Compensation, the amount contributed to a notional account that exceeds the amount that otherwise would have been contributed had it been determined based on the restated amount, computed without regard to any taxes paid, shall be considered Erroneously Awarded Compensation, along with earnings accrued on that notional amount.

(j) **“Financial Reporting Measures”** shall mean measures that are determined and presented in accordance with the accounting principles used in preparing the Company’s financial statements, and all other measures that are derived wholly or in part from such measures. Stock price and total shareholder return (and any measures that are derived wholly or in part from stock price or total shareholder return) shall for purposes of this Policy be considered Financial Reporting Measures. For the avoidance of doubt, a measure need not be presented in the Company’s financial statements or included in a filing with the U.S. Securities and Exchange Commission (the **“SEC”**) in order to be considered a Financial Reporting Measure.

(k) **“Incentive-Based Compensation”** shall mean any compensation that is granted, earned or vested based wholly or in part upon the attainment of a Financial Reporting Measure.

(l) **“Received”** shall mean the deemed receipt of Incentive-Based Compensation. Incentive-Based Compensation shall be deemed received for this purpose in the Company’s fiscal period during which the Financial Reporting Measure specified in the applicable Incentive-Based Compensation award is attained, even if payment or grant of the Incentive-Based Compensation occurs after the end of that period.

(m) **“Restatement Trigger Date”** shall mean the earlier to occur of (i) the date the Board, a committee of the Board, or the officer(s) of the Company authorized to take such action if Board action is not required, concludes, or reasonably should have concluded, that the Company is required to prepare an Accounting Restatement, or (ii) the date a court, regulator or other legally authorized body directs the Company to prepare an Accounting Restatement.

4. Recoupment of Erroneously Awarded Compensation. Upon the occurrence of a Restatement Trigger Date, the Company shall recoup Erroneously Awarded Compensation reasonably promptly, in the manner described below. For the avoidance of doubt, the Company's obligation to recover Erroneously Awarded Compensation under this Policy is not dependent on if or when restated financial statements are filed following the Restatement Trigger Date.

(a) **Process.** The Compensation Committee shall use the following process for recoupment:

(i) First, the Compensation Committee will determine the amount of any Erroneously Awarded Compensation for each Covered Executive in connection with such Accounting Restatement. For Incentive-Based Compensation based on (or derived from) stock price or total shareholder return where the amount of Erroneously Awarded Compensation is not subject to mathematical recalculation directly from the information in the applicable Accounting Restatement, the amount shall be determined by the Compensation Committee based on a reasonable estimate of the effect of the Accounting Restatement on the stock price or total shareholder return upon which the Incentive-Based Compensation was Received (in which case, the Company shall maintain documentation of such determination of that reasonable estimate and provide such documentation to the Applicable Exchange).

(ii) Second, the Compensation Committee will provide each affected Covered Executive with a written notice stating the amount of the Erroneously Awarded Compensation, a demand for recoupment, and the means of recoupment that the Company will accept.

(b) **Means of Recoupment.** The Compensation Committee shall have discretion to determine the appropriate means of recoupment of Erroneously Awarded Compensation, which may include without limitation: (i) recoupment of cash or shares of Company stock, (ii) forfeiture of unvested cash or equity awards (including those subject to service-based and/or performance-based vesting conditions), (iii) cancellation of outstanding vested cash or equity awards (including those for which service-based and/or performance-based vesting conditions have been satisfied), (iv) to the extent consistent with Section 409A of the Internal Revenue Code of 1986, as amended ("*Section 409A*"), offset of other amounts owed to the Covered Executive or forfeiture of deferred compensation, (v) reduction of future compensation, and (vi) any other remedial or recovery action permitted by law. Notwithstanding the foregoing, the Company Group makes no guarantee as to the treatment of such amounts under Section 409A, and shall have no liability with respect thereto. For the avoidance of doubt, appropriate sources of recoupment pursuant to this Section 4(b) may include amounts approved, awarded or granted prior to the Effective Date. Except as set forth in Section 4(d) below, in no event may the Company Group accept an amount that is less than the amount of Erroneously Awarded Compensation in satisfaction of a Covered Executive's obligations hereunder.

(c) **Failure to Repay.** To the extent that a Covered Executive fails to repay all Erroneously Awarded Compensation to the Company Group when due (as determined in accordance with Section 4(a) above), the Company shall, or shall cause one or more other members of the Company Group to, take all actions reasonable and appropriate to recoup such Erroneously Awarded Compensation from the applicable Covered Executive. The applicable Covered Executive shall be required to reimburse the Company Group for any and all expenses reasonably incurred (including legal fees) by the Company Group in recouping such Erroneously Awarded Compensation in accordance with the immediately preceding sentence.

(d) **Exceptions.** Notwithstanding anything herein to the contrary, the Company shall not be required to recoup Erroneously Awarded Compensation if one of the following conditions is met and the Compensation Committee determines that recoupment would be impracticable:

(i) The direct expense paid to a third party to assist in enforcing this Policy against a Covered Executive would exceed the amount to be recouped, after the Company has made a reasonable attempt to recoup the applicable Erroneously Awarded Compensation, documented such attempts, and provided such documentation to the Applicable Exchange;

(ii) Recoupment would violate home country law where that law was adopted prior to November 28, 2022, provided that, before determining that it would be impracticable to recoup any amount of Erroneously Awarded Compensation based on violation of home country law, the Company has obtained an opinion of home country counsel, acceptable to the Applicable Exchange, that recoupment would result in such a violation and a copy of the opinion is provided to the Applicable Exchange; or

(iii) Recoupment would likely cause an otherwise tax-qualified retirement plan, under which benefits are broadly available to employees, to fail to meet the requirements of 26 U.S.C. 401(a)(13) or 26 U.S.C. 411(a) and regulations thereunder.

5. Reporting and Disclosure. The Company shall file all disclosures with respect to this Policy in accordance with the requirements of the Dodd-Frank Rules.

6. Indemnification Prohibition. No member of the Company Group shall be permitted to indemnify any current or former Covered Executive against (i) the loss of any Erroneously Awarded Compensation that is recouped pursuant to the terms of this Policy, or (ii) any claims relating to the Company Group's enforcement of its rights under this Policy. The Company may not pay or reimburse any Covered Executive for the cost of third-party insurance purchased by a Covered Executive to fund potential recoupment obligations under this Policy.

7. Interpretation. The Compensation Committee is authorized to interpret and construe this Policy and to make all determinations necessary, appropriate, or advisable for the administration of this Policy. The Compensation Committee intends that this Policy be interpreted consistent with the Dodd-Frank Rules.

8. Amendment; Termination. The Compensation Committee may amend or terminate this Policy from time to time in its discretion, including as and when it determines that it is legally required to do so by any federal securities laws, SEC rule or the rules of any national securities exchange or national securities association on which the Company's securities are listed.

9. Other Recoupment Rights. The Compensation Committee intends that this Policy be applied to the fullest extent of the law. The Compensation Committee may require that any employment agreement, equity award, cash incentive award, or any other agreement entered into be conditioned upon the Covered Executive's agreement to abide by the terms of this Policy. Any right of recoupment under this Policy is in addition to, and not in lieu of, any other remedies or rights of recoupment that may be available to the Company Group, whether arising under applicable law, regulation or rule, pursuant to the terms of any other policy of the Company Group, pursuant to any employment agreement, pursuant to the FMC Corporation Incentive Compensation and Stock Plan (as amended and restated on April 25, 2017), the FMC Corporation 2023 Incentive Stock Plan, or any other equity or compensatory plan, equity award, cash incentive award, or other agreement applicable to a Covered Executive, or otherwise (the "Separate Clawback Rights"). Notwithstanding the foregoing, this Policy replaces and supersedes the Company's previous Clawback Policy dated February 2013 (which policy relates to the recoupment of incentive compensation in the event of certain accounting restatements), with respect to all Incentive-Based Compensation Received on or after the Effective Date. There shall be no duplication of recovery of the same Erroneously Awarded Compensation under this Policy and the Separate Clawback Rights, unless required by applicable law.