

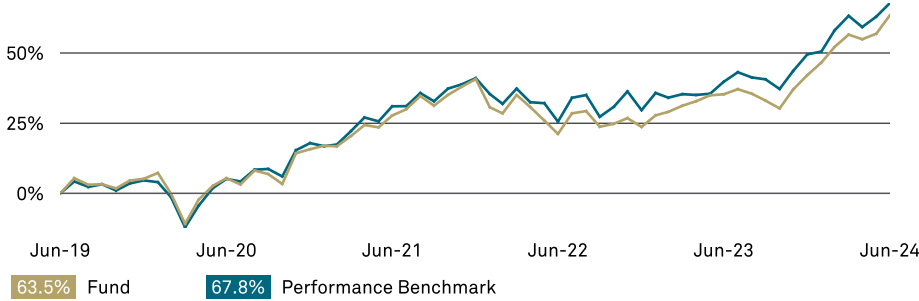
# BNY Mellon Global Opportunities Fund

Institutional Shares W (Inc.)

## PERFORMANCE DISCLOSURE

Past performance is not a guide to future performance. The value of investments can fall. Investors may not get back the amount invested. Income from investments may vary and is not guaranteed.

### 5 YEAR CUMULATIVE PERFORMANCE (%)

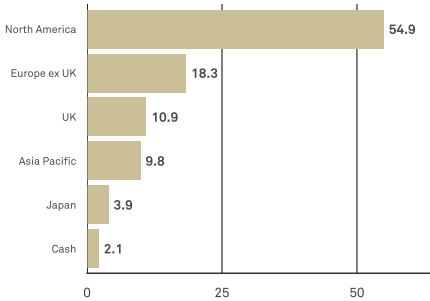


### ANNUAL PERFORMANCE TO LAST QUARTER END

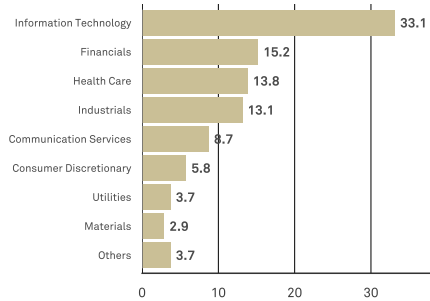
From	Jun 2019	Jun 2020	Jun 2021	Jun 2022	Jun 2023
To	Jun 2020	Jun 2021	Jun 2022	Jun 2023	Jun 2024
Fund Return (%)	5.42	21.16	-5.11	11.64	20.83
Income Paid <sup>1</sup>	12.90	10.26	6.60	6.68	4.33
	2019	2020	2021	2022	2023
Fund	24.02	10.02	21.57	-12.10	14.90
Performance Benchmark	21.71	12.67	19.63	-8.08	15.31

Source for all performance: Lipper as at 30 June 2024. Fund Performance for the Institutional Shares W (Income) calculated as total return, including reinvested income net of UK tax and charges, based on net asset value. All figures are in GBP terms. The impact of an initial charge (currently not applied) can be material on the performance of your investment. Further information is available upon request.

### GEOGRAPHICAL ALLOCATION (%)



### INDUSTRIAL ALLOCATION (%)



### TOP 10 HOLDINGS (%)

Company	Sector	Fund (%)
Microsoft Corporation	Information Technology	6.9
Alphabet Inc. Class A	Communication Services	4.5
Apple Inc.	Information Technology	4.3
NVIDIA Corporation	Information Technology	4.2
Amazon.com, Inc.	Consumer Discretionary	3.8
SAP SE	Information Technology	3.2
Taiwan Semiconductor Manufacturing Co., Ltd.	Information Technology	3.2
Mastercard Incorporated Class A	Financials	3.0
RELX PLC	Industrials	3.0
Trane Technologies plc	Industrials	2.9

Source: BNY Mellon Investment Management EMEA Limited

## INVESTMENT MANAGER



Newton Investment Management: Newton aims to deliver outcomes for its clients across active equities, income, absolute return, multi-asset, thematic and sustainable strategies. Its capabilities are driven by its global investment research platform which harnesses a breadth of both fundamental and quantitative research.

## INVESTMENT OBJECTIVE

The Fund aims to achieve capital growth over the long term (5 years or more).

## PERFORMANCE BENCHMARK

The Fund will measure its performance against the MSCI AC World NR Index as a comparator benchmark (the "Benchmark"). The Fund will use the Benchmark as an appropriate comparator because it includes a broad representation of the asset class, sectors and geographical areas in which the Fund predominantly invests.

The Fund is actively managed, which means the Investment Manager has absolute discretion to invest outside the Benchmark subject to the investment objective and policies disclosed in the Prospectus. While the Fund's holdings may include constituents of the Benchmark, the investment weightings in the portfolio are not influenced by the Benchmark. The investment strategy does not restrict the extent to which the Investment Manager may deviate from the Benchmark.

## GENERAL INFORMATION

Fund size (millions)	£ 37.91
Performance Benchmark	MSCI AC World NR
IA Sector	Global
Lipper sector	Lipper Global - Equity Global
Fund type	ICVC
Fund domicile	UK
Fund manager	Simon Nichols
Base currency	GBP

## INSTITUTIONAL SHARES W (INC.) SHARE CLASS DETAILS

Inception date	04 Sep 2012
Min. initial investment	£ 500,000
ISA	No
ISA Transfer	No
Annual mgmt charge	0.75%
ISIN	GB00B8C1LK38
Ongoing charge*	0.90%

\*It should be noted that the ongoing charge figure shown includes ongoing charges in respect of other open-ended investment funds but excludes ongoing charges from closed-ended funds held. The ongoing charges from closed-ended funds held were 0.00% as at 31 December 2023.

## KEY DATES

Fund launch	01 Jul 2005
Close of financial year	30 Jun
Distributions	31 Oct

## HISTORIC YIELD (AS AT 30 JUNE 2024)

Share class	Yield
Institutional Shares W (Income)	0.36%

Historic yield figures are calculated on the basis of dividing the total dividends paid by the fund over the last 12 months by the fund's current price. Historic yields are shown on a net basis, do not include the impact of any initial charge and investors may be subject to tax on distributions. Gross of taxes. Please note, dividend income from the fund's US investments will be subject to 30% withholding tax.

<sup>1</sup>For Income Share Classes, Income Paid is the cash amount distributed, net of UK tax, for £1000 invested at the beginning of each period. This is for illustrative purposes only and does not take into account effects of inflation or other factors that may have a negative impact on an investment.

**KEY RISKS ASSOCIATED WITH THIS FUND**

- The Fund may invest in China A shares through Stock Connect programmes. These may be subject to regulatory changes and quota limitations. An operational constraint such as a suspension in trading could negatively affect the Fund's ability to achieve its investment objective.
- There is no guarantee that the Fund will achieve its objectives.
- This Fund invests in international markets which means it is exposed to changes in currency rates which could affect the value of the Fund.
- Derivatives are highly sensitive to changes in the value of the asset from which their value is derived. A small movement in the value of the underlying asset can cause a large movement in the value of the derivative. This can increase the sizes of losses and gains, causing the value of your investment to fluctuate. When using derivatives, the Fund can lose significantly more than the amount it has invested in derivatives.
- Emerging Markets have additional risks due to less-developed market practices.
- A fall in the value of a single investment may have a significant impact on the value of the Fund because it typically invests in a limited number of investments.
- The insolvency of any institutions providing services such as custody of assets or acting as a counterparty to derivatives or other contractual arrangements, may expose the Fund to financial loss.
- A complete description of risk factors is set out in the Prospectus in the section entitled "Risk Factors".

Before subscribing, investors should read the most recent Prospectus and KIID for each fund in which they want to invest. Go to [www.bnymellonim.com](http://www.bnymellonim.com)

The Prospectus and KIID are available in English and in an official language of the jurisdictions in which the Fund is registered for public sale.

**If you are unsure which type of investment is right for you, please contact a financial adviser.**



0800 614 330



[clientservices@bnymellon.com](mailto:clientservices@bnymellon.com)



[www.bnymellonim.com](http://www.bnymellonim.com)

**This is a financial promotion and is not investment advice.** Portfolio holdings are subject to change, for information only and are not investment recommendations. Calls may be recorded. For more information visit our Privacy Policy at [www.bnymellonim.com](http://www.bnymellonim.com). BNY Mellon is the corporate brand of The Bank of New York Mellon Corporation and its subsidiaries. The Fund is a sub-fund of BNY Mellon Investment Funds, an open-ended investment company with variable capital (ICVC) with limited liability between sub-funds. Incorporated in England and Wales: registered number IC27. The Authorised Corporate Director (ACD) is BNY Mellon Fund Managers Limited (BNY MFM), incorporated in England and Wales: No. 1998251. Registered address: BNY Mellon Centre, 160 Queen Victoria Street, London EC4V 4LA. Authorised and regulated by the Financial Conduct Authority. **Issued in UK** by BNY Mellon Investment Management EMEA Limited, BNY Mellon Centre, 160 Queen Victoria Street, London EC4V 4LA. Registered in England No. 1118580. Authorised and regulated by the Financial Conduct Authority.

Newton is a member of the IA.

MIS0003-310724

Issued on 12/07/2024