

Interim Results to 30 June 2023

TechFinancials Inc.
29 September 2023

29 September 2023

TechFinancials, Inc.
("TechFinancials" or the "Company")

Unaudited Interim Report for the Six Months Ended 30 June 2023

TechFinancials Inc. (AQUIS: TECH), today announces its unaudited interim results for the six-month period ended 30 June 2023 ("H1 2023").

Financial Overview

- Company Revenues of US\$ nil (H1 2022: US\$ nil)
- Loss for the period attributable to shareholders of US\$0.07m (H1 2022: loss of US\$0.16m)
- Cash position at the period end of H1 2023 US\$0.45m (31 December 2022: US\$0.55m)
- Basic loss per share ("EPS") of (US\$0.001) (H1 2022 (US\$0.002))

Asaf Lahav, Chief Executive Board Member of TechFinancials, commented:

"In the first half of the year the Company continued to focus on administrative cost reductions and will continue to look for investment opportunities to maximize the Company's value, leveraging its available cash."

The directors of the Company accept responsibility for the contents of this announcement.

For further information:

TechFinancials, Inc.

Tel: +972 54 5233 943

Asaf Lahav, Executive Board Member

Peterhouse Capital Limited (Aquis Growth Market Advisor and Broker) Tel: +44 (0) 20 7469 0930

Eran Zucker and Guy Miller

Chairman's Statement

In H1 2023 the Company continued to focus on reducing costs. The Board decided to invest some amounts in listed companies. The Company will continue to look for new ways to increase its value.

Outlook

We will continue to look for opportunities to materialize our assets or join forces with other companies in order to be able move forward.

I would like to thank our shareholders for their continued support in what has been a difficult period globally as well as for the Company.

We look forward to updating the market on our progress in due course.

Eitan Yanuv
Independent Non-Executive Chairman
29 September 2023

Executive's Board Member Statement**Financial Results**

The operating loss for the period was US\$0.074m (H1 2022: loss of US\$ 0.16m); the operating expenses for the period were attributed mainly to general and administrative costs associated with being a publicly quoted Company.

Financial gain for the period were US\$ 0.021m, attributed predominantly to US\$0.024m gain from exchange rate differences.

No taxes on income were recorded in the period (H1 2022: US\$ 0.00m).

The loss after taxation for the period attributable to shareholders of the Company was US\$ 0.073m (H1 2022: loss of US\$ 0.16m).

The Company's cash position for the period ended 30 June 2023 was US\$0.449m (31 December 2022: US\$0.548m).

The unaudited interim financial results have not been reviewed by the Company's auditor.

Eitan Yanuv
Chairman
29 September 2023

STATEMENT OF COMPREHENSIVE INCOME

For the six months period ended 30 June 2023

	Note	Unaudited 6 Months Period Ended 30 June 2023 US\$'000	Unaudited 6 Months Period Ended 30 June 2022 US\$'000	Audited 12 Months Period Ended 31 December 2022 US\$'000
Revenue		-	-	-
Cost of sales		-	-	-
Gross profit		-	-	-
Selling and marketing		-	-	-
Administrative		(94)	(74)	(175)
Operating Income (Loss)		(94)	(74)	(175)
Bank fees		(2)	(3)	(7)
Foreign exchange loss		(1)	(58)	(44)
Gain (loss) from tradable securities		24	(28)	(43)
Financing Income (expenses)		21	(89)	(94)

Other Income (expenses)

Other income (expenses), net

Loss before taxation

Taxation

Loss from continuing operations

Other comprehensive income

Total comprehensive Loss**Profit (Loss) attributable to:**

Owners of the Company

Non-controlling interests

Loss for the period

	-	-	-
	(73)	(163)	(269)
	-	-	-
	(73)	(163)	(269)
	-	-	-
	(73)	(163)	(269)
	(73)	(163)	(269)
	(73)	(163)	(269)
	(73)	(163)	(269)
	(73)	(163)	(269)
	(73)	(163)	(269)
	(73)	(163)	(269)
	(73)	(163)	(269)
	(73)	(163)	(269)

Earnings per share attributable to owners of the parent during the year (Note 3):

	Unaudited 6 Months Period Ended 30 June 2023 (Cents USD)	Unaudited 6 Months Period Ended 30 June 2022 (Cents USD)	Audited 12 Months Period Ended 31 December 2022 (Cents USD)
Basic	(0.09)	(0.19)	(0.32)
Diluted	N/A	N/A	N/A
From continuing operations - Basic	(0.09)	(0.19)	(0.32)
From continuing operations - Diluted	N/A	N/A	N/A
From discontinued operations - Basic	-	-	-
From discontinued operations - Diluted	N/A	N/A	N/A

CONSOLIDATED STATEMENT OF FINANCIAL POSITION

As of 30 June 2023

	Note	Unaudited 30 June 2023 US\$'000	Unaudited 30 June 2022 US\$'000	Audited 31 December 2022 US\$'000
Current assets				
Trade receivables, net and other receivables	4	-	11	3
Short term investment		95	74	59
Cash		449	687	548
		544	772	610

Total Assets		544	772	610
Non-Current liabilities				
Shareholders loan		82	89	83
Current Liabilities				
Trade and other payables	5	31	73	23
Total Liabilities		113	162	106
Equity				
Share Capital		61	61	61
Share premium account		12,022	12,022	12,022
Share-based payment reserve		798	798	798
Accumulated losses		(12,450)	(12,271)	(12,377)
Equity attributable to owners of the Company		431	1,225	504
Non-controlling interests		-	-	-
Total equity		413	610	504
Total Equity and Liabilities		544	772	610

CONSOLIDATED STATEMENT OF CHANGES IN EQUITY*For the six months period ended 30 June 2023*

	Share capital US\$'000	Share premium US\$'000	Share-based payment reserve US\$'000	Accumulated profits/ (losses) US\$'000	Total US\$'000	Non-controlling interests US\$'000	Total US\$'000
Balance at 31 December 2021	61	12,022	798	(12,108)	773	-	773
Total comprehensive loss for the year	-	-	-	(269)	(269)	-	(269)
Balance at 31 December 2022	61	12,022	798	(12,377)	504	-	504
Total comprehensive loss for the period	-	-	-	(73)	(73)	-	(73)
Balance at 30 June 2023	61	12,022	798	(12,450)	431	-	431

CONSOLIDATED STATEMENT OF CASH FLOWS*For the six months period ended 30 June 2023*

	Note	Unaudited 6 months ended 30 June 2023 US\$'000	Audited Year ended 31 December 2022 US\$'000
Cash Flow from operating Activities			
Loss before tax for the period		(73)	(269)
Adjustment for:			
Foreign exchange differences		-	44
Loss (gain) from short term investment		(24)	43

Operating cash flows before movements in working capital:

Decrease (increase) in trade and other receivables	4	3	(3)
Increase (Decrease) in trade and other payables	5	15	(64)
Decrease in other current liabilities		(8)	-
Income tax paid		-	-
Net cash used in operating activities		(87)	(249)
Cash Flow from investing Activities:			
Purchase of tradable securities		(68)	(76)
Sale of tradable securities		56	-
Net cash used in investing activities		(12)	(76)
Net decrease in cash and cash equivalents		(99)	(325)
Cash and equivalents at beginning of period		548	920
Effect of changes in exchange rates on Cash		-	(47)
Cash and equivalents at end of period		449	548

NOTES TO THE FINANCIAL STATEMENTS**1. GENERAL INFORMATION**

TechFinancials, Inc, (the "Company") was engaged until the end of 2020 in the development of blockchain-based digital assets solutions and licensing of financials trading platforms to businesses. Having disposed predominantly of its businesses, the Company has been an investing company since the year 2021.

BASIS OF PREPARATION

As permitted, the Company has chosen not to adopt International Accounting Standard 34 'Interim Financial Reporting' in preparing these interim financial statements. The condensed consolidated interim financial statements should be read in conjunction with the annual financial statements for the year ended 31 December 2022, which have been prepared in accordance with International Financial Reporting Standards (IFRS) as adopted by the European Union.

The interim financial information set out above does not constitute statutory accounts. The information has been prepared in accordance with the recognition and measurement criteria of International Financial Reporting Standards (IFRS) as adopted by the European Union.

The accounting policies applied in preparing the interim financial information are consistent with those that have been adopted in the Company's 2022 audited financial statements. Statutory financial statements for the year ended 31 December 2022 were approved by the Board of Directors on 29 June 2023.

The Directors approved these condensed interim financial statements on 28 September 2023.

Risks and uncertainties

The key risks that could affect the Company's short and medium term performance and the factors that mitigate those risks have not substantially changed from those set out in the Company's 2022 Annual Report and Financial Statements, a copy of which is available on the Company's website: www.techfinancials.com.

2. ACCOUNTING POLICIES

The condensed consolidated interim financial statements have been prepared under the historical cost convention, as modified by the revaluation of certain financials assets and liabilities at fair value through the statement of profit and loss.

The financial information for the 6 months ended 30 June 2023 and the 6 months ended 30 June 2022 has not been audited.

No dividends have been paid in the period (2022: \$nil).

CRITICAL ACCOUNTING ESTIMATES AND JUDGEMENTS

The preparation of condensed consolidated interim financial statements requires management to make estimates and assumptions that affect the reported amounts of assets and liabilities and disclosure of contingent assets and liabilities at the end of the reporting period. Significant items subject to such estimates have not changed during the interim period and are set out in note 3(v) of the Company's 2022 Annual Report and Financial Statements.

3. EARNINGS PER SHARE

The calculation of earnings per share is based on the following losses and number of shares:

LOSS PER SHARE

	Unaudited 6-month period ended 30 June 2023 US\$'000	Unaudited 6-month period ended 30 June 2022 US\$'000	Audited Year ended 31 December 2022 US\$'000
Basic			
Loss attributable to equity holders	(73)	(163)	(269)
Weighted average number of shares basic	85,680,979	85,680,979	85,860,979
	US\$	US\$	US\$
Loss per share - basic and diluted:	(0.0009)	(0.0019)	(0.0032)

Loss per share from continuing operations - basic	(0.0009)	(0.0019)	(0.0032)
Loss per share from discontinued operations - basic	-	-	-

4. TRADE AND OTHER RECEIVABLES

	Unaudited	Unaudited	Audited
	30 June	30 June	31 December
	2023	2022	2022
	US\$'000	US\$'000	US\$'000
Prepayments	-	11	3
	<u>-</u>	<u>11</u>	<u>3</u>
	<u>-</u>	<u>11</u>	<u>3</u>

The carrying amounts of trade and other receivables represent approximately their fair values.

5. TRADE AND OTHER PAYABLES

	Unaudited	Unaudited	Audited
	30 June	30 June	31 December
	2023	2022	2022
	US\$'000	US\$'000	US\$'000
Trade Payable	15	-	-
Accrued liabilities	16	73	23
	<u>15</u>	<u>73</u>	<u>23</u>
	<u>31</u>	<u>73</u>	<u>23</u>


information, please contact rns@lseg.com or visit www.rns.com.

RNS may use your IP address to confirm compliance with the terms and conditions, to analyse how you engage with the information contained in this communication, and to share such analysis on an anonymised basis with others as part of our commercial services. For further information about how RNS and the London Stock Exchange use the personal data you provide us, please see our [Privacy Policy](#).

END

Companies

[TechFinancials Inc. \(TECH\)](#)



Wednesday, 13th March 2024
COMPANIES COVERED:

BBY

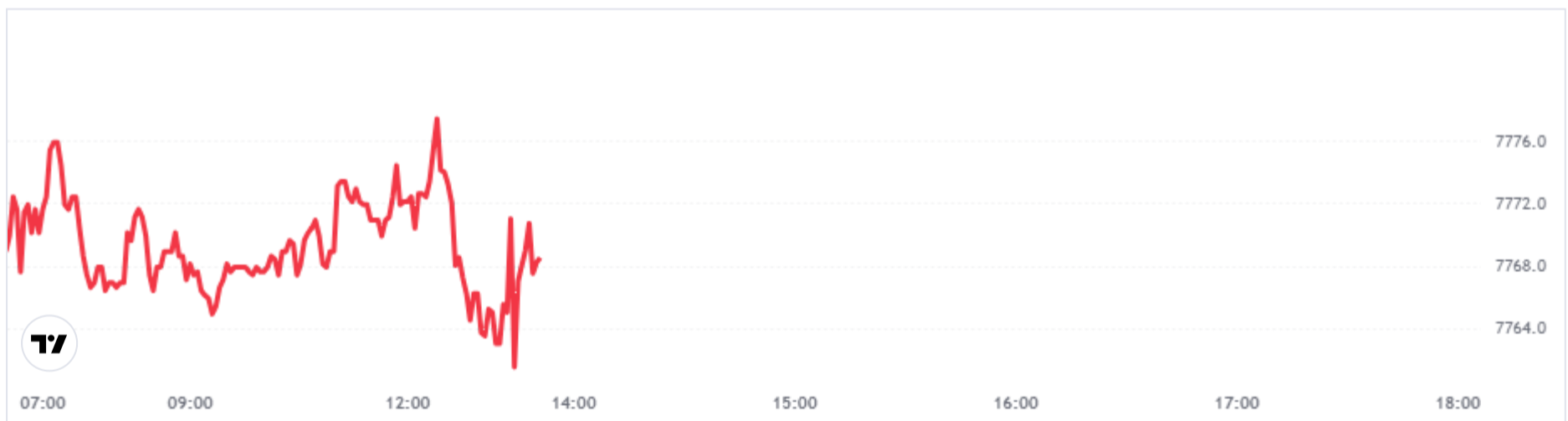
KWS

BLU

Balfour Beatty impresses the market with full year results despite portfolio write downs and Keywords Studios focus on technology support prospect of further outperformance in the year ahead, but Blue Star disappoints with asset revaluation.

[Read More](#)
[Full Archive](#)

UK 100



FTSE quotes by TradingView

Latest Directors Dealings

50 minutes ago [Gamma Communications](#)

1 hour ago [Supermarket Income Reit](#)

1 hour ago [Supermarket Income Reit](#)

1 hour ago [ISpatial](#)


1 hour ago [Harmony Energy Income Trust](#)

[All directors dealings today](#)

All intraday prices are subject to a delay of fifteen (15) minutes.

Investigate takes no responsibility for the accuracy of the information within this site.

The announcements are supplied by the denoted source. Queries about the content of an announcement should be directed to the source. Investigate reserves the right to publish a filtered set of announcements. NAV, EMM/EPT, Rule 8 and FRN Variable Rate Fix announcements are filtered from this site.



Other Stockomendation sites

[Stockomendation](#) [UK Share Picking Game](#)

© 2024 Stockomendation Ltd

[Privacy and Cookie Policy](#) [Terms](#) [Acceptable Use Policy](#) [Advertise with Us](#)