

Global Strategy Cautious Portfolio

Monthly report 31 May 2024 | Share class Inc C



Investment objective

The Fund aims to provide growth in line with its risk profile in the long term, which is a period of five years or more. The Fund's risk profile is rated as 1 where 1 is a lower level of risk and 5 is a higher level of risk. Please see the Prospectus for an explanation of the HSBC risk levels.



Investment strategy

This is one of a range of actively managed Global Strategy Portfolios offered at different risk levels. The asset allocation of each fund in the range reflects the risk level. The Fund is managed with the aim of maximising returns in line with its agreed long term risk profile therefore any potential returns are likely to be limited by the risk profile of the Fund. The exposure to each asset class may be achieved by investing in collective investment schemes, investing directly in asset classes and investing in derivatives. The Fund aims to meet its objective with a focus on lower ongoing charges. This is taken into consideration when deciding which asset classes the Fund will invest in and how the Fund achieves exposure to those asset classes. The Fund is not managed with reference to a benchmark.



Main risks

- The value of investments and any income from them can go down as well as up and you may not get back the amount originally invested.
- Where overseas investments are held the rate of currency exchange may cause the value of such investments to go down as well as up.
- The Fund invests in bonds whose value generally falls when interest rates rise. This risk is generally greater the longer the maturity of a bond investment and the higher its credit quality. The issuers of certain bonds, could become unwilling or unable to make payments on their bonds and default. Bonds that are in default may become hard to sell or worthless. The value of investible securities can change over time due to a wide variety of factors, including but not limited to: political and economic news, government policy, changes in demographics, cultures and populations, natural or human-caused disasters etc.

Share class details

Key metrics

NAV per share	GBP 1.26
Performance 1 month	0.45%
Sharpe ratio 3 years	-0.68

Fund facts

UCITS V compliant	No
UK reporting fund status (UKRS)	No
ISA eligible	Yes
Dividend treatment	Distributing
Distribution frequency	Semi-Annually
Dividend ex-date	16 April 2024
Dividend yield ¹	1.97%
Last paid dividend	0.012077
Dealing frequency	Daily
Valuation time	12:00 United Kingdom

Share class base currency	GBP
Domicile	United Kingdom
Inception date	1 November 2012
Fund size	GBP 316,755,293
Managers	Nicholas McLoughlin

Fees and expenses

Minimum initial investment ²	GBP 1,000,000
Ongoing charge figure ³	0.210%

Codes

ISIN	GB00B84L8664
Bloomberg ticker	HSWIBCI LN
SEDOL	B84L866

¹Dividend Yield: represents the ratio of distributed income over the last 12 months to the fund's current Net Asset Value.

²Please note that initial minimum subscription may vary across different distributors

³Ongoing Charges Figure is an estimate due to a change of fee structure.

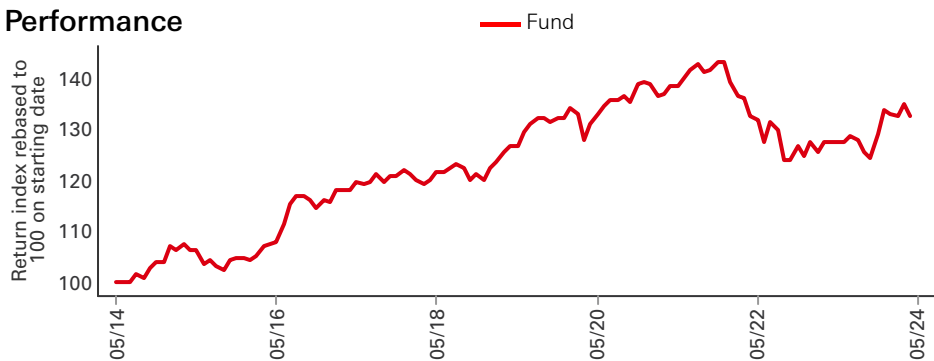
Past performance does not predict future returns. The figures are calculated in the share class base currency, dividend reinvested, net of fees.

This is a marketing communication. Please refer to the prospectus and to the KID before making any final investment decisions.

For definition of terms, please refer to the Glossary QR code and Prospectus.

Source: HSBC Asset Management, data as at 31 May 2024


Performance



Performance (%)	YTD	1 month	3 months	6 months	1 year	3 years ann	5 years ann	10 years ann
Inc C	-0.39	0.45	0.28	3.11	4.49	-1.27	0.99	2.89

Rolling performance (%)	31/05/23-31/05/24	31/05/22-31/05/23	31/05/21-31/05/22	31/05/20-31/05/21	31/05/19-31/05/20	31/05/18-31/05/19	31/05/17-31/05/18	31/05/16-31/05/17	31/05/15-31/05/16	31/05/14-31/05/15
Inc C	4.49	-3.40	-4.65	4.12	4.82	4.34	1.40	11.04	1.60	6.10

Currency Allocation (%)



Asset allocation (%)

Asset allocation (%)	Fund
Global Equity	19.00
Global Government Bond	53.86
Global Corporate Bond	24.87
Property	1.99
Cash/Liquidity	0.29

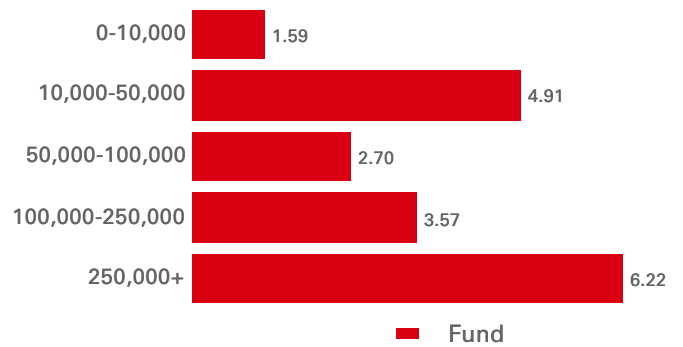
Top 10 holdings

Top 10 holdings	Weight (%)
HSBC Global Government Bond ETF ZOHUSD	29.48
HSBC Global Corporate Bond ETF ZQHUSD	24.87
HSBC American Index Institutional Acc	10.98
US TREASURY N/B 1.250 31/08/2024 USD	3.52
US TREASURY N/B 2.250 15/11/2027 USD	3.52
BUNDESREPUB. DEUTSCHLAND 4.750 04/07/2034 EUR	3.22
US TREASURY N/B 3.000 15/05/2045 USD	2.88
HSBC MSCI Emerg Mkts ETF	2.00
HSBC FTSE EPRA/NAREIT Developed ETF	1.99
FRANCE 2.500 25/05/2030 EUR	1.42

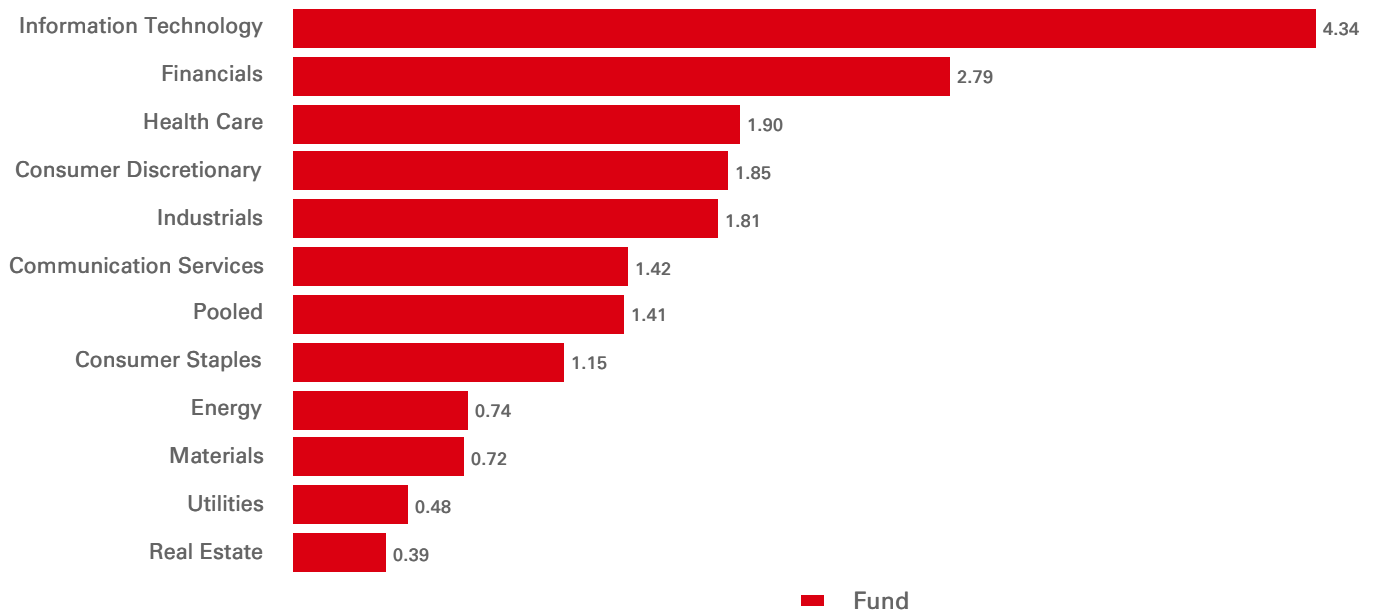
Equity top 10 holdings	Location	Sector	Weight (%)
Microsoft Corp	United States	Information Technology	0.81
Apple Inc	United States	Information Technology	0.73
NVIDIA Corp	United States	Information Technology	0.71
Alphabet Inc	United States	Communication Services	0.49
Amazon.com Inc	United States	Consumer Discretionary	0.42
Meta Platforms Inc	United States	Communication Services	0.27
Berkshire Hathaway Inc	United States	Financials	0.20
Taiwan Semiconductor Co Ltd	Taiwan	Information Technology	0.18
Eli Lilly & Co	United States	Health Care	0.17
Broadcom Inc	United States	Information Technology	0.15

Equity characteristics	Fund	Reference Benchmark
Average market cap (GBP Mil)	468,124	--
Price/earning ratio	18.67	--
Portfolio yield	1.85%	--

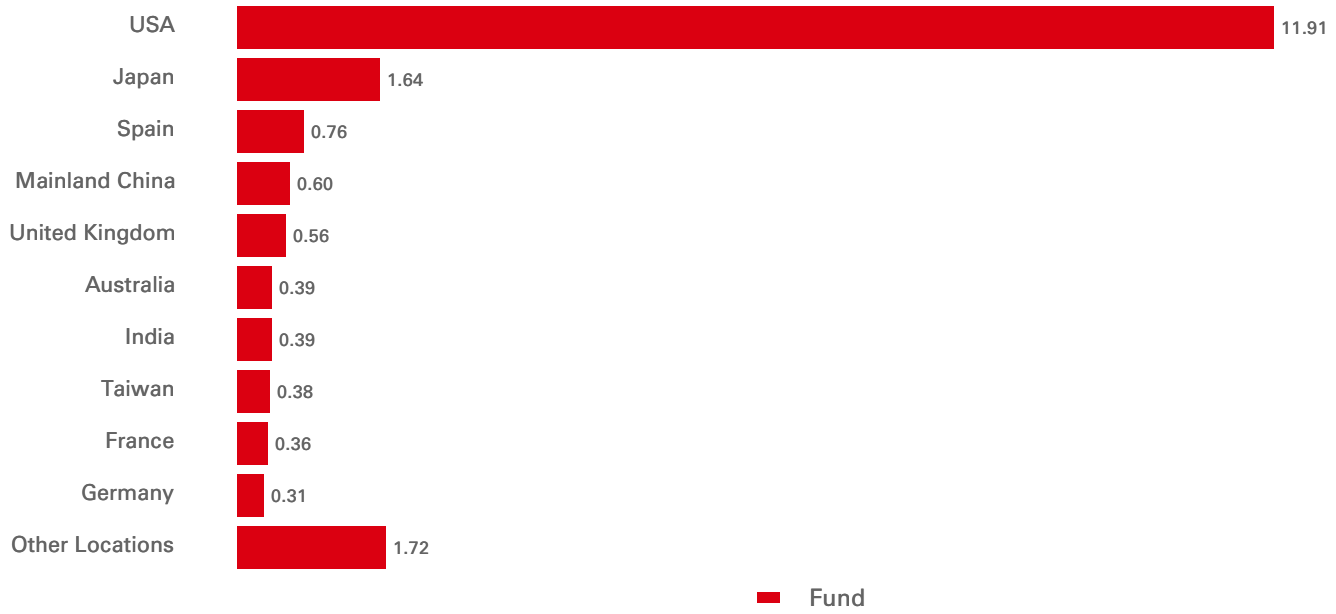
Market cap allocation (GBP Mil %)



Equity sector allocation (%)



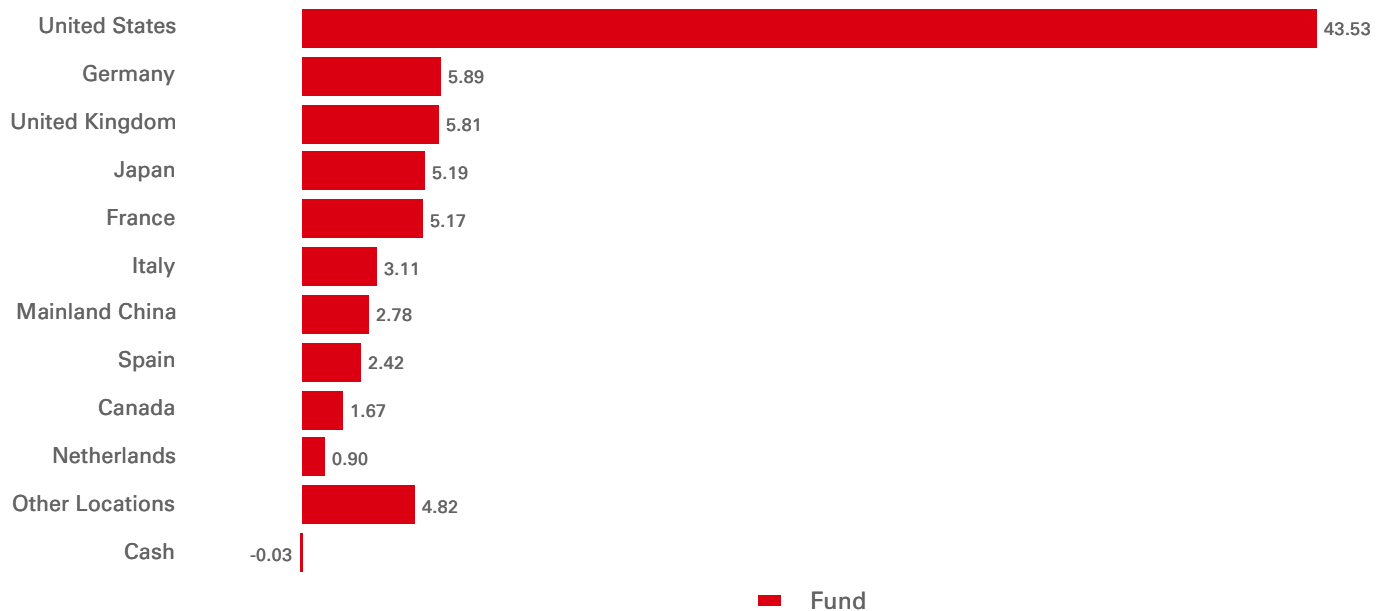
Equity geographical allocation (%)



Fixed Income Characteristics	Reference Benchmark			Credit rating (%)	Reference Benchmark		
	Fund	Benchmark	Relative		Fund	Benchmark	Relative
Yield to worst	4.95%	--	--	AAA	15.02	--	--
Yield to maturity	4.97%	--	--	AA	31.37	--	--
Option adjusted duration	6.46	--	--	A	20.18	--	--
Rating average	AA-/A+	--	--	BBB	14.70	--	--
				BB	0.03	--	--
				NR	0.00	--	--
				Cash	-0.03	--	--

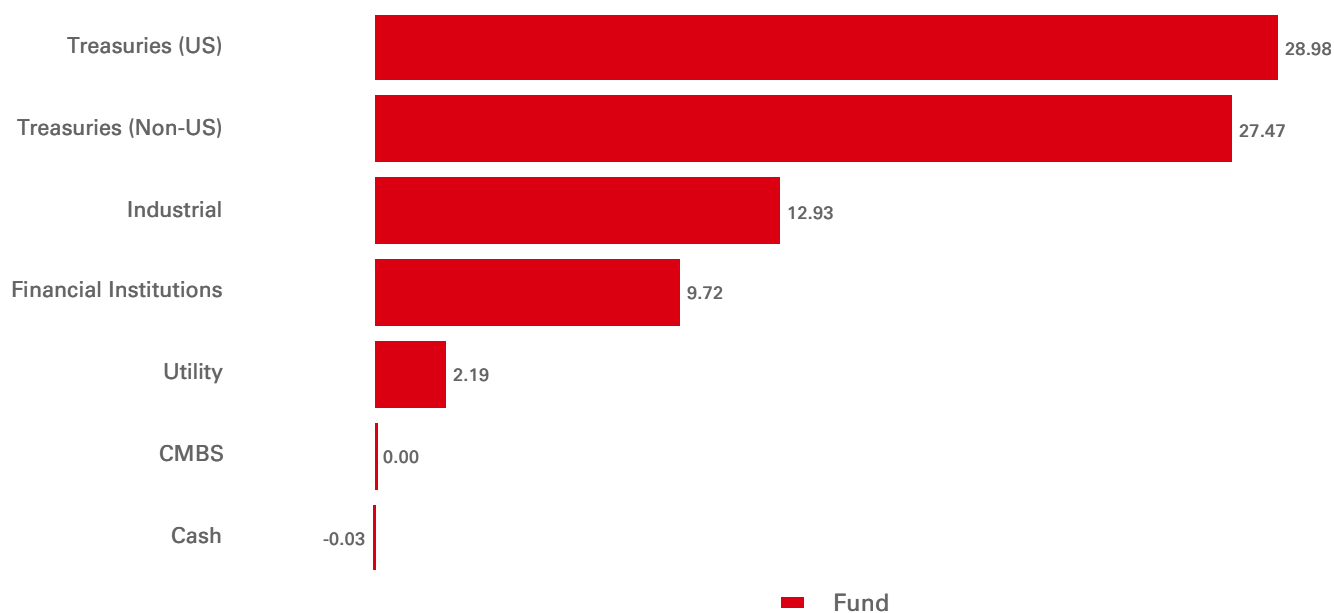
Fixed income top 10 holdings	Location	Instrument type	Weight (%)
US TREASURY N/B 2.250 15/11/2027 USD	United States	Treasury Note	3.57
US TREASURY N/B 1.250 31/08/2024 USD	United States	Treasury Note	3.52
BUNDESREPUB. DEUTSCHLAND 4.750 04/07/2034 EUR	Germany	Government Bond	3.27
US TREASURY N/B 3.000 15/05/2045 USD	United States	Government Bond	2.89
FRANCE (GOVT OF) 2.500 25/05/2030 EUR	France	Government Bond	1.47
JAPAN (30 YEAR ISSUE) 1.100 20/03/2033 JPY	Japan	Government Bond	1.12
BUONI POLIENNALI DEL TES 0.950 01/12/2031 EUR	Italy	Government Bond	0.71
UNITED KINGDOM GILT 3.500 22/10/2025 GBP	United Kingdom	Government Bond	0.58
UK Gilt 4.250% 07/12/2049 GBP 0.01	United Kingdom	Government Bond	0.57
BONOS Y OBLIG DEL ESTADO 2.150 31/10/2025 EUR	Spain	Government Bond	0.49

Fixed income geographical allocation (%)



Geographical allocation (Option adjusted duration)	Fund	Reference Benchmark	Relative
United States	3.28	--	--
Japan	0.71	--	--
United Kingdom	0.59	--	--
Germany	0.54	--	--
France	0.39	--	--
Italy	0.25	--	--
Mainland China	0.21	--	--
Spain	0.17	--	--
Canada	0.13	--	--
Belgium	0.07	--	--
Other Locations	0.36	--	--
Cash	0.00	--	--

Fixed income sector allocation (%)



	3 year total return (%)	Amount based on GBP 1000 invested	3 Year Volatility (%)
Global Strategy Cautious Portfolio Accumulation C	-1.27	962.25	6.30
Peer Group Average - EAA Fund GBP Cautious Allocation	-0.46	986.17	6.33
Lowest Returning Fund in Peer Group	-2.54	925.76	5.35
Highest Returning Fund in Peer Group	2.72	1,083.85	8.74
Cash	2.85	1,088.03	0.63

HSBC OpenFunds offer a choice of five different risk levels, to be selected by investors depending on factors like their financial goals, time horizon and capacity for loss. Typically, the more risk investors take, the more return they would expect to see.

At HSBC Asset Management, we measure risk by volatility – how sharply a Portfolio’s share price moves in any given time period (up or down). The higher the volatility, the higher the risk.

The table above shows the Portfolio’s return (for the primary share class or hedged currency share class) per year over the last three years (known as annualised) and the level of volatility over the same period. This can be compared against other funds in the peer group, as defined by an independent research company*.

An example of a good outcome would be that the HSBC Portfolio return is higher than the peer group’s average return and the volatility (risk taken) is lower. However investors should consider their own priorities when it comes to returns and the risk taken to achieve them.

*Morningstar Categories are used to define the peer group comprising funds they deem similar based on fund objectives and holdings. The average is a median.

Risk disclosures

- Investing in other funds involves certain risks an investor would not face if investing in markets directly. Governance of underlying assets can be the responsibility of third-party managers.
- The Fund may invest in Emerging Markets, these markets are less established, and often more volatile, than developed markets and involve higher risks, particularly market, liquidity and currency risks.
- Derivatives may be used by the Fund, and these can behave unexpectedly. The pricing and volatility of many derivatives may diverge from strictly reflecting the pricing or volatility of their underlying reference(s), instrument or asset.
- Investment Leverage occurs when the economic exposure is greater than the amount invested, such as when derivatives are used. A Fund that employs leverage may experience greater gains and/or losses due to the amplification effect from a movement in the price of the reference source.
- Liquidity is a measure of how easily the Fund's holdings can be quickly converted to cash. The value of the Fund's holdings may be significantly impacted by liquidity risk during adverse market conditions.
- Further information on the potential risks can be found in the Key Information Document (KID) and/or the Prospectus or Offering Memorandum.

Important information

The material contained herein is for marketing purposes and is for your information only. This document is not contractually binding nor are we required to provide this to you by any legislative provision. It does not constitute legal, tax or investment advice or a recommendation to any reader of this material to buy or sell investments. You must not, therefore, rely on the content of this document when making any investment decisions.

This material is not intended for distribution to or use by any person or entity in any jurisdiction or country where such distribution or use would be contrary to law or regulation. This material is not and should not be construed as an offer to sell or the solicitation of an offer to purchase or subscribe to any investment.

Any views expressed were held at the time of preparation and are subject to change without notice. While any forecast, projection or target where provided is indicative only and not guaranteed in any way. HSBC Global Asset Management (UK) Limited accepts no liability for any failure to meet such forecast, projection or target.

This fund is a sub-fund of HSBC OpenFunds, an Open Ended Investment Company that is authorised in the UK by the Financial Conduct Authority. The Authorised Corporate Director and Investment Manager is HSBC Global Asset Management (UK) Limited. All applications are made on the basis of the HSBC OpenFunds prospectus, Key Investor Information Document (KID), Supplementary Information Document (SID) and most recent annual and semi annual report, which can be obtained upon request free of charge from HSBC Global Asset Management (UK) Limited, 8, Canada Square, Canary Wharf, London, E14 5HQ, UK, or the local distributors. Investors and potential investors should read and note the risk warnings in the prospectus and relevant KID and additionally, in the case of retail clients, the information contained in the supporting SID.

To help improve our service and in the interests of security we may record and/or monitor your communication with us. HSBC Global Asset Management (UK) Limited provides information to Institutions, Professional Advisers and their clients on the investment products and services of the HSBC Group.

Approved for issue in the UK by HSBC Global Asset Management (UK) Limited, who are authorised and regulated by the Financial Conduct Authority.


www.assetmanagement.hsbc.co.uk

Copyright © HSBC Global Asset Management (UK) Limited 2024. All rights reserved.

Further Information can be found in the prospectus and in our Key Investor Information Documents published in our Fund Centre at www.assetmanagement.hsbc.co.uk"

Source: HSBC Asset Management, data as at 31 May 2024

Follow us on:



For more information please contact us at E-mail:

Wholesale.clientservices@hsbc.com.

www.assetmanagement.hsbc.com/uk

To help improve our service and in the interests of security we may record and/or monitor your communication with us.

Glossary

