

# Legal & General Cash Trust

Unit Trust (UK UCITS compliant) I-Class GBP

Base currency: **GBP**

Domicile: **UK**



## FUND AIM

The objective of this Fund is to maintain capital and to provide a return in line with money market rates, before charges.

## RISK AND REWARD PROFILE



The synthetic risk and reward indicator (SRRI) is based on the historic volatility of the fund's value and it may change in the future.

The fund is in category 1 as it invests in instruments which are very liquid, have short maturities which have a high credit rating and are considered lower risk than longer maturing securities.

For more information, please refer to the Key Risks section on page 3.

## WHO IS THIS FUND FOR?

- This fund is designed for investors looking to preserve their money from an investment in deposits and short term instruments.
- This fund may be appropriate for investors looking to invest for a short period of time.
- If you do not understand this document we recommend you seek additional information to help you decide if this fund is right for you.

## FUND FACTS

Fund size <b>£2,907.9m</b>	Fund launch date <b>23 Sep 1992</b>
Distribution yield <b>5.1%</b>	Weighted average maturity <b>50 days</b>

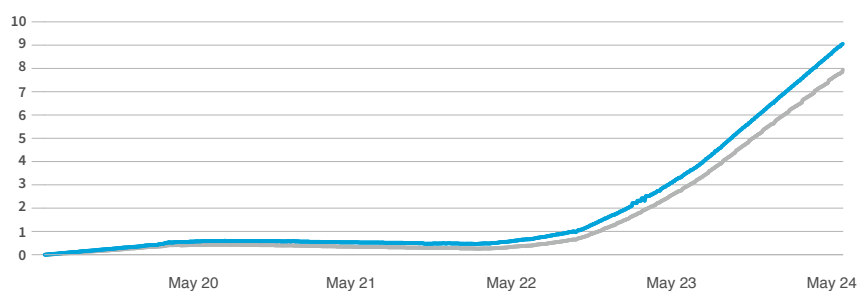
## COSTS

Initial charge <b>0.00%</b>	Ongoing charge <b>0.15%</b>
Price basis <b>Single swing</b>	Dilution adjustment <b>0%- round trip</b>

## BENCHMARKS

Comparator benchmark  
**IA Sector: Short Term Money Market**

## PERFORMANCE (%)



	1 month	3 months	1 year	3 years	5 years
■ Fund	0.42	1.29	5.27	8.28	8.87
■ Comparator	0.42	1.24	4.99	7.65	8.01

## 12 MONTH PERFORMANCE TO MOST RECENT QUARTER (%)

12 months to 31 March	2024	2023	2022	2021	2020
Fund	5.06	2.17	-0.03	0.01	0.67
Comparator	4.77	1.95	-0.07	-0.06	0.50

Performance for the I Acc unit class in GBP, launched on 07 November 2005. Source: Lipper. Performance assumes all fund charges have been taken and that all income generated by the investments, after deduction of tax, remains in the fund.

**Past performance is not a guide to the future.**

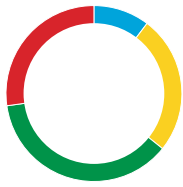
## FUND SNAPSHOT

- **What does it invest in?** Invests in short term deposits, certificates of deposit, government bonds denominated in sterling and repos.
- **How does it invest?** Actively managed, with a requirement to maintain a weighted average maturity of less than 60 days and all investments having an investment grade (lower risk) credit rating.



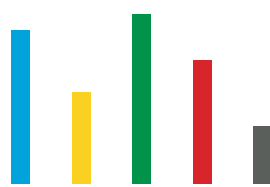
## PORTFOLIO BREAKDOWN

All data source LGIM unless otherwise stated. Totals may not sum due to rounding.



### CREDIT RATING (%)

■ AA	10.3
■ AA-	25.4
■ A+	37.0
■ A	27.2



### DAYS TO MATURITY (%)

■ 0 to 7 days	25.9
■ 7 days to 1 month	15.3
■ 1 to 3 months	28.5
■ 3 to 6 months	20.7
■ 6 to 12 months	9.6

### COUNTRY (%)

🇬🇧 United Kingdom	17.2
🇯🇵 Japan	15.8
🇨🇦 Canada	15.6
🇺🇸 United States	9.2
🇫🇷 France	9.0
🇳🇱 Netherlands	8.8
🇦🇺 Australia	6.4
🇸🇬 Singapore	5.1
🇧🇪 Belgium	4.0
🌐 Other	8.8

Source: Standard & Poor's

### TOP 10 ISSUERS (%)

UK Government	9.4
Bank of Tokyo Mitsubishi	6.0
Nationwide Building Society	5.2
Goldman Sachs	4.4
Toronto Dominion Bank	4.4
Rabobank	4.3
Natiional Bank of Canada	4.3
Sumitomo Mitsui Banking	3.6
DNB Bank	3.5
Sumitomo Mitsui TR Bank	3.5

### LIQUIDITY MANAGEMENT

Liquidity Management (within Global Trading and Liquidity) forms a strategic part of our asset management capability incorporating liquidity and short duration portfolios as well as securities financing.

**KEY RISKS**

- The value of an investment is not guaranteed and can go down as well as up; you may not get back the amount you originally invested.
- When interest rates are low or negative and if the fund’s income is not enough to pay charges, the fund’s capital will be used instead. This may cause capital erosion and the value of the fund to fall.
- Where interest rates are negative, you may not receive interest payments and the value of your fund may decrease.
- This fund holds bonds that are traded through agents, brokers or investment banks matching buyers and sellers. This makes the bonds less easy to buy and sell than investments traded on an exchange. In exceptional circumstances the fund may not be able to sell bonds and may defer withdrawals, or suspend dealing. The Directors can only delay paying out if it is in the interests of all investors and with the permission of the fund depositary.
- The fund has money on deposit with companies such as banks or other financial institutions and invests in bonds which are issued by the government. If these companies or the government experience financial difficulty, they may be unable to pay back some or all of the interest, original investment or other payments that they owe. If this happens, the value of your fund may fall.
- The fund could lose money if any institution providing services such as acting as counterparty to derivatives or other instruments, becomes unwilling or unable to meet its obligations to the fund.
- Derivatives are highly sensitive to changes in the value of the asset on which they are based and can increase the size of losses and gains.
- This fund is not the same as a bank or building society account. Your money is not protected under the UK deposit protection scheme.
- We may take some or all of the ongoing charges from the fund’s capital rather than the fund’s income. This increases the amount of income, but it reduces the growth potential and may lead to a fall in the value of the fund.
- Investment returns on bonds are sensitive to trends in interest rate movements. Such changes will affect the value of your investment.

For more information, please refer to the key investor information document on our website [↗](#)

**LATEST DISTRIBUTION INFORMATION**

For distributing unit classes, the latest payments are shown below. Please note that these payments are not guaranteed, are at the discretion of the manager and may be paid out of capital.

Type	Ex-div date	Pay date	Pence per unit
Final	06 Feb 24	05 Apr 24	0.67p
Interim	06 Nov 23	05 Jan 24	0.66p
Interim	07 Aug 23	05 Oct 23	0.57p
Interim	09 May 23	05 Jul 23	0.48p

**Important information**

Copyright © 2024 Legal & General. This document is subject to copyright. Any unauthorised use is strictly prohibited. All rights are reserved. Issued by Legal & General (Unit Trust Managers) Limited as management company for this fund. Registered in England and Wales No. 01009418. Registered Office: One Coleman Street, London, EC2R 5AA. Authorised and Regulated by the Financial Conduct Authority No. 119273. We are members of the Investment Association. All features described in this fact sheet are those current at the time of publication and may be changed in the future. Nothing in this fact sheet should be construed as advice and it is therefore not a recommendation to buy or sell investments. If in doubt about the suitability of this product, you should seek professional advice. No investment decisions should be made without first reviewing the key investor information document of the Fund (“KIID”) which can be obtained from [www.legalandgeneral.com](http://www.legalandgeneral.com). This fact sheet is only directed at investors resident in jurisdictions where this fund is registered for sale. It is not an offer or invitation to persons outside of those jurisdictions. We reserve the right to reject any applications from outside of such jurisdictions.

Copyright 2024, S&P Global Market Intelligence. Reproduction of any information, data or material, including ratings (“Content”) in any form is prohibited except with the prior written permission of the relevant party. Such party, its affiliates and suppliers (“Content Providers”) do not guarantee the accuracy, adequacy, completeness, timeliness or availability of any Content and are not responsible for any errors or omissions (negligent or otherwise), regardless of the cause, or for the results obtained from the use of such Content. In no event shall Content Providers be liable for any damages, costs, expenses, legal fees, or losses (including lost income or lost profit and opportunity costs) in connection with any use of the Content. A reference to a particular investment or security, a rating or any observation concerning an investment that is part of the Content is not a recommendation to buy, sell or hold such investment or security, does not address the suitability of an investment or security and should not be relied on as investment advice. Credit ratings are statements of opinions and are not statements of fact.



**SPOTLIGHT ON LEGAL & GENERAL INVESTMENT MANAGEMENT**

We are one of Europe’s largest asset managers and a major global investor, with assets under management of £1,159.2 billion (as at 31 December 2023). We work with a wide range of global clients, including pension schemes, sovereign wealth funds, fund distributors and retail investors.

Source: LGIM internal data as at 31 December 2023. The AUM disclosed aggregates the assets managed by LGIM in the UK, LGIMA in the US and LGIM Asia in Hong Kong (2018-2019 only). The AUM includes the value of securities and derivatives positions.

**DEALING INFORMATION**

Valuation frequency	Daily, 12pm (UK time)
Dealing frequency	Daily
Settlement period	T+1

**CODES**

<b>ISIN</b>	I Acc	GB00B0CNHB64
	I Inc	GB00BJKGG240
<b>SEDOL</b>	I Acc	B0CNHB6
	I Inc	BJKGG24
<b>Bloomberg</b>	I Acc	LEGCAIA
	I Inc	LGCSTII LN

**TO FIND OUT MORE**

 Visit [www.legalandgeneral.com](http://www.legalandgeneral.com)

 Call **0370 050 0955**

 Email [investments@landg.com](mailto:investments@landg.com)

Lines are open Monday to Friday 8.30am to 6.00pm. We may record and monitor calls. Call charges will vary.