



FUND OVERVIEW

| | |
|-----------------|---|
| Fund Manager(s) | Robert McElvanney |
| Launch Date: | 01 Apr 2009 |
| Domicile | United Kingdom |
| Unit Type | Income |
| AUM | £54.19m |
| IA Sector | IA UK Equity Income |
| Benchmark | Constraint Benchmark: FTSE All Share Index TR |

The Benchmark was changed from the FTSE 350 Higher Yield Index to the FTSE All Share Index TR from 1 October 2018.

| | |
|--------------------|--------------|
| Currency | GBP |
| Number of holdings | 57 |
| ISIN | GB00B3RJG579 |

FUND INFORMATION

Number of income payments per year (for Income share classes only) 12

| | |
|-----------|--|
| Pay Dates | 31/01, 28/02, 31/03, 30/04, 31/05, 30/06, 31/07, 31/08, 30/09, 31/10, 30/11, 31/12 |
| XD Dates | 01/01, 01/02, 01/03, 01/04, 01/05, 01/06, 01/07, 01/08, 01/09, 01/10, 01/11, 01/12 |

| | |
|-------------------------|-----------------------------|
| ISA | Available and Eligible |
| Fund Management Company | Santander Asset Mgmt UK Ltd |

SHARE CLASS INFORMATION

| | |
|---------------------------------|-------|
| Ongoing Charges Figure (OCF)* | 0.56% |
| Annual Management Charge (AMC)* | 0.50% |

* Investors should refer to the most up to date Key Investor Information Document available on our website. The OCF is made up of the AMC and other operating costs.

| | |
|-------------------------|-------|
| Historic Yield | 5.02% |
| Annual Income Delivered | 4.91% |

FUND MANAGER(S)

Robert McElvanney

Robert joined Santander Asset Management in 2016 as Head of Strategic Investment Solutions. He is a Fellow of the Institute and Faculty of Actuaries.

DEFINITIONS

Pay Date: This is the date on which the fund will pay income to eligible investors.

XD Date: This is the date after which new investors who buy shares in the fund will not be eligible to receive the next income payment.

Historic Yield: The sum of income payments announced in the previous 12 months, divided by the fund price as at the date of the factsheet.

Annual Income Delivered: Sum of all income payments earned over the fund's last accounting year. Each income payment is the distribution rate as a percentage of the fund price as at the previous XD date, with each accounting year ending on 31 July.

Investors may be subject to tax on income payments they receive.

FUND OBJECTIVE AND POLICY

The Fund's objective is to provide an income, with some potential for capital growth over 5+ years. The Fund has a target annual income of 5% (not guaranteed).

The Fund is actively managed and invests at least 80% in shares in companies listed in the UK, including REITs and other investment trusts. The Fund can invest up to 20% in shares in companies listed in developed markets outside the UK. It may invest in developed markets globally up to: 5% in investment grade bonds; and 10% in cash/cash like instruments. The Fund typically invests directly but can also invest indirectly: up to 10% via other funds; and in property via REITs. Derivative strategies will be used with the aim of enhancing income, but these may reduce the potential for capital growth. They will be used regularly for efficient portfolio management (inc. hedging), and less frequently for investment purposes.

A Sub-Investment Manager has been appointed to actively manage the Fund. When selecting companies, the Sub-IM will focus on quality, momentum and value. Typically it will select shares with attractive dividend prospects, good quality, and momentum. This results in a bias to medium sized companies. The Fund is managed with a Tracking Error (deviation from Benchmark) of up to 6%. The Constraint Benchmark has been selected as it is representative of the Fund's investment policy.

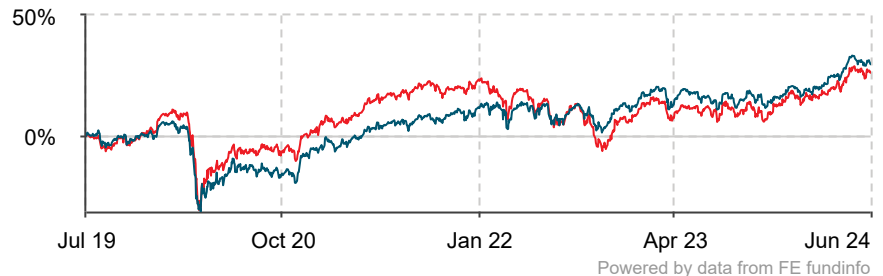
CUMULATIVE PERFORMANCE

| | 1M | 3M | 6M | YTD | 1Y | 3Y | 5Y |
|---|--------|-------|-------|-------|--------|--------|--------|
| Santander Enhanced Income Portfolio II | -0.88% | 5.26% | 6.27% | 6.27% | 13.94% | 8.56% | 27.56% |
| FTSE All Share | -1.15% | 3.73% | 7.43% | 7.43% | 12.98% | 23.90% | 30.93% |

ANNUAL PERFORMANCE

| | 2023 | 2022 | 2021 | 2020 | 2019 |
|---|-------|---------|--------|--------|--------|
| Santander Enhanced Income Portfolio II | 9.57% | -11.75% | 17.39% | -3.55% | 25.96% |
| FTSE All Share | 7.92% | 0.34% | 18.32% | -9.82% | 19.17% |

5 YEAR CUMULATIVE PERFORMANCE




Share Class Launch Date 01/04/2009

Calculations as at 30 Jun 2024 in GBP. For Benchmark updates, please refer to Fund Overview section.

Source of performance data: Santander Asset Management & FE fundinfo as at 30 Jun 2024, bid to bid with net income reinvested. Investors should refer to the relevant Key Investor Information Document for further performance data.

Past performance is not a reliable indicator of future results. The value of investments and revenue from them can fall as well as rise and investors may not get back the amount originally invested. Please note that the value of any foreign investments may be affected by changes in currency exchange rates.

RISK AND REWARD PROFILE



Risk and Reward Indicator: The Risk and Reward Indicator table shown above demonstrates where the Fund ranks in terms of its potential risk and reward. The higher the rank the greater the potential reward but the greater the risk of losing money, and the lowest risk and reward indicator does not mean risk free. It is based on past data, may change over time and may not be a reliable indication of the future risk profile of the Fund. The value of your investment is not guaranteed and you may get back less than the original amount you invested. Investors should refer to the most up to date Key Investor Information Document available from our website.



SANTANDER ENHANCED INCOME PORTFOLIO II

JUNE 2024

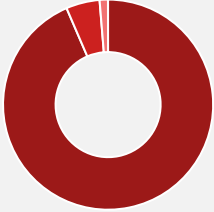
PORTFOLIO BREAKDOWN

TOP 10 HOLDINGS

| | | | |
|---------------------------|-------|---------------------------|-------|
| HSBC HOLDINGS PLC USD 0.5 | 5.42% | SOFTCAT PLC GBP 0.0005 | 3.88% |
| UNILEVER PLC GBP 0.031111 | 5.01% | GAMES WORKSHOP GROU GBP 5 | 3.65% |
| RIO TINTO PLC GBP 10 | 4.51% | 3I GROUP PLC GBP 73.8636 | 3.32% |
| SHELL PLC EUR 0.07 | 4.26% | LEGAL & GENERAL G GBP 2.5 | 3.23% |
| GSK PLC GBP 31.25 | 4.07% | RELX PLC GBP 0.144397 | 2.92% |

Negative weightings may result from the use of certain financial instruments, including derivatives. Derivatives used to gain or reduce market exposure are shown in the relevant asset class. Derivatives used for risk management (including duration management) are shown alongside cash.

ASSET ALLOCATION



| | |
|----------------------|--------|
| UK EQUITIES | 93.53% |
| EUROPEAN EQUITIES | 5.18% |
| CASH AND DERIVATIVES | 1.29% |

SECTOR BREAKDOWN (%)

| | |
|------------------------|--------|
| FINANCIALS | 20.93% |
| CONSUMER CYCLICALS | 18.66% |
| TECHNOLOGY | 12.31% |
| INDUSTRIALS | 9.14% |
| CONSUMER NON-CYCLICALS | 8.07% |
| UTILITIES | 7.90% |
| ENERGY | 6.58% |
| HEALTHCARE | 5.52% |
| BASIC MATERIALS | 5.31% |
| OTHER | 5.57% |

GEOGRAPHIC BREAKDOWN

| | |
|----------------|--------|
| UNITED KINGDOM | 93.53% |
| NORWAY | 5.18% |
| CASH | 1.29% |

UK Investor Important Information

For retail distribution

This document has been approved and issued by Santander Asset Management UK (SAM UK) in its capacity as the Authorised Fund Manager. SAM UK is authorised by the Financial Conduct Authority (FCA).

This document is for information purposes only and does not constitute an offer or solicitation to buy or sell any securities or other financial instruments, or to provide investment advice or services. Opinions expressed within this document by Santander Asset Management, if any, are current opinions as of the date stated and do not constitute investment or any other advice; the views are subject to change and do not necessarily reflect the views of Santander Asset Management as a whole or any part thereof. While we try and take every care over the information in this document, we cannot accept any responsibility for mistakes and missing information that may be presented.

Subscriptions to a fund may only be made on the basis of the fund's current Prospectus and the non-UCITS Retail Scheme (NURS) Key Investor Information document (NURS KIIs) which can be obtained free of charge on request or at www.santanderassetmanagement.co.uk/retail-investor/our-solutions/fund-center, and the applicable terms and conditions.

Please refer to the 'Risk Factors' section of each fund's Prospectus for all risks applicable to investing in any fund and specifically this fund. Investors and potential investors should read and note the relevant risk warnings in the relevant fund Prospectuses and Non-UCITS Retail Scheme Key Investor Information document (NURS KIIs) before making any investment decisions.

Santander Enhanced Income Portfolio (the 'Fund') is a sub-fund of Santander Managed OEIC, an open-ended investment company with variable capital incorporated in England and Wales under registered number IC000587 and authorised in the UK by the Financial Conduct Authority (FCA) with Product Reference Number 472664 as a non-UCITS retail scheme (NURS).

The Fund has been developed by SAM UK and is not in any way connected to or sponsored, endorsed, sold or promoted by the London Stock Exchange Group plc and its group undertakings (collectively the "LSE Group"). FTSE Russell is a trading name of certain of the LSE Group companies. All rights in the FTSE All Share Index TR (the "Index") vest in the relevant LSE Group company which own the Indices. FTSE® is a trade mark of the relevant LSE Group company and is used by any other LSE Group company under license. The Indices are calculated by or on behalf of FTSE International Limited or its affiliate, agent or partner. The LSE Group does not accept liability whatsoever to any person arising out of (a) the use of, reliance on or any error in the Indices or (b) investment in or operation of the Fund. The LSE Group makes no claim, prediction, warranty or representation either as to the results to be obtained from the Fund or the suitability of the Indices for the purpose to which it is being put by SAM UK.

All information is sourced, issued and approved by Santander Asset Management UK Limited (Company Registration No. SC106669). Registered in Scotland at 287 St Vincent Street, Glasgow G2 5NB, United Kingdom. Authorised and regulated by the Financial Conduct Authority (FCA). FCA registered number 122491. You can check this on the Financial Services Register by visiting the FCA's website www.fca.org.uk/register.

Santander and the flame logo are registered trademarks.
www.santanderassetmanagement.co.uk

Santander Asset Management UK. All Rights Reserved.

