

Invesco UK Equity Income Fund (UK)

Z-Accumulation Shares | SEDOL: B8N46V7 | ISIN code GB00B8N46V79 | Bloomberg code INVINZA:LN

Why invest in this fund

- 1 We follow an active, valuation-focused, bottom-up approach, where company fundamentals are of central importance.
- 2 Our fund invests in good quality, undervalued businesses, with individual stock selection particularly focused on companies with strong cash generation which can generate a good, well-diversified stream of income that is well covered by earnings and can grow.
- 3 Our fund is actively positioned across a range of sectors, in companies that we believe can flourish in different economic environments.

Top 10 holdings (% of total net assets)

	Fund	Index
Next PLC	5.50	0.45
BP PLC	5.30	3.35
Barclays PLC	4.81	1.31
RELX PLC	4.28	2.84
Shell PLC	3.84	7.56
TotalEnergies SE	3.44	0.00
Tesco PLC	3.26	0.90
Lloyds Banking Group PLC	3.16	1.44
CRH PLC	3.03	0.00
PureTech Health PLC	2.87	0.02

Portfolio characteristics

Total number of holdings	50
Weighted Avg Market Cap	£34,443 million

What this fund does

The fund managers pursue an active investment approach, which is based on individual stock selection, with a particular focus on cashflow generation and business fundamentals. The fund managers seek to identify undervalued businesses that can be combined in a portfolio so as to deliver total return weighted to income and with a target yield higher than the FTSE All-Share index. The fund managers have a flexible and pragmatic approach, whilst the fund has no inbuilt sector, or style bias. The fund managers remain convinced that, in a changing global environment, the interests of investors are best served by employing a disciplined, repeatable investment process, which is based on fundamental company analysis, a prudent approach to valuation, with challenge built in at each stage. They continue to evaluate and re-evaluate the holdings in the portfolio, seeking the best opportunities consistent with the objectives of the fund, to create value for investors.

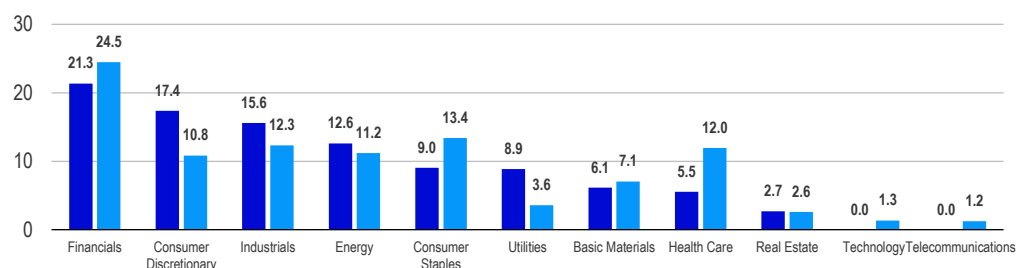
Fund objective

The Fund aims to achieve income and capital growth over the long term (5 years plus). The Fund invests at least 80% of its assets in shares or other equity related securities of companies incorporated, domiciled or carrying out the main part of their economic activity in the UK. In pursuing the Fund's investment objective, the fund manager may consider it appropriate to also invest in other transferable securities (including private and unlisted equities and non UK companies), money-market instruments, collective investment schemes (including funds managed by the Invesco group), deposits and cash.

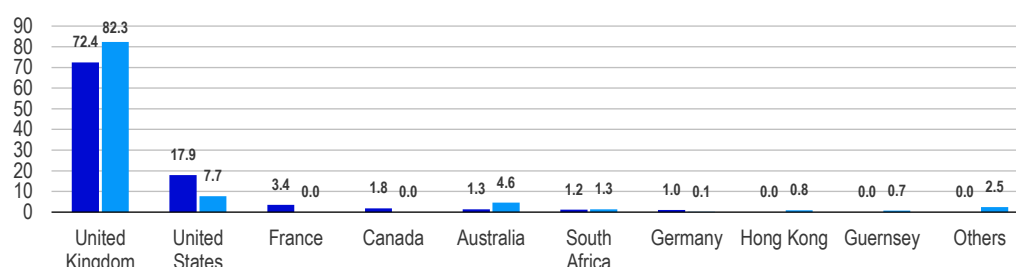
Fund overview

Portfolio managers (Fund tenure)	James Goldstone (2020), Ciaran Mallon (2020)
Total net assets	£ 1,009.12 million
Distribution frequency	Semi-Annual
Fund launch date	16 June 1979
Legal status	UK Authorised ICVC
Share class currency	GBP
Historic yield (%)	3.27
Investment Association sector	IA UK All Companies NR
Representative index	FTSE All-Share Index
ISA availability	Yes

Sector breakdown (% of total net assets)



Top countries (% of total net assets)



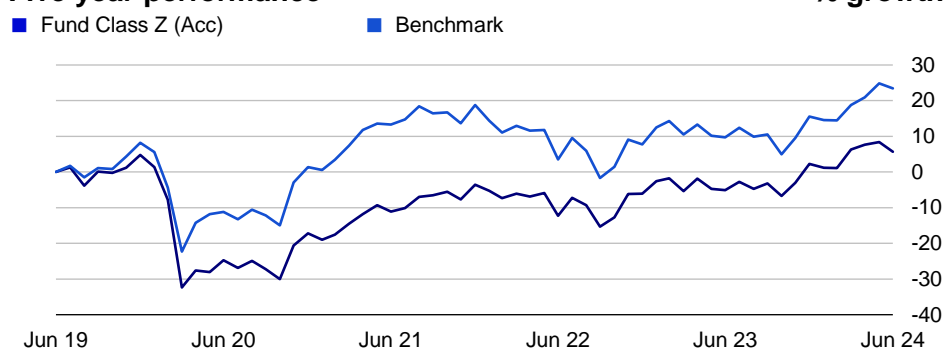
The allocation of stock is based on Country of Risk

■ Fund ■ Index

Investment risks

- The value of investments and any income will fluctuate (this may partly be the result of exchange rate fluctuations) and investors may not get back the full amount invested.
- The Fund may use derivatives (complex instruments) in an attempt to reduce the overall risk of its investments, reduce the costs of investing and/or generate additional capital or income, although this may not be achieved. The use of such complex instruments may result in greater fluctuations of the value of the Fund. The Manager, however, will ensure that the use of derivatives within the Fund does not materially alter the overall risk profile of the Fund.
- As one of the key objectives of the Fund is to provide income, the ongoing charge is taken from capital rather than income. This can erode capital and reduce the potential for capital growth.
- The Fund is invested in companies primarily domiciled in one country, any unfavourable conditions presented on them through country-specific conditions such as changes in regulation, business or economic policy may have a more negative impact on the Fund's performance than on the performance of a Fund that is geographically diversified.
- The Fund may invest in private and unlisted equities which may involve additional risks such as lack of liquidity and concentrated ownership. These investments may result in greater fluctuations of the value of the Fund. The Manager, however, will ensure that any investments in private and unlisted equities do not materially alter the overall risk profile of the Fund.

Five year performance



Performance (%)

	1 year	3 years	5 years	5 years ACR*
Fund	11.27	18.88	5.64	1.10
Benchmark	12.56	8.94	23.46	4.30

*ACR - Annual Compound Return

Standardised rolling 12-month performance (%)

	30.06.2019	30.06.2020	30.06.2021	30.06.2022	30.06.2023
	30.06.2020	30.06.2021	30.06.2022	30.06.2023	30.06.2024
Fund	-24.75	18.09	-1.27	8.21	11.27
Benchmark	-11.21	27.63	-8.65	5.95	12.56

Past performance is not a guide to future returns

Important information

Views and opinions are based on current market conditions and are subject to change.

This is marketing material and not financial advice. It is not intended as a recommendation to buy or sell any particular asset class, security or strategy. Regulatory requirements that require impartiality of investment/investment strategy recommendations are therefore not applicable nor are any prohibitions to trade before publication. If investors are unsure if this product is suitable for them, they should seek advice from a financial adviser.

For the most up to date information on our funds, please refer to the relevant fund and share class-specific Key Investor Information Documents, the Supplementary Information Document, the financial reports and the Prospectus, which are available using the contact details shown.

The Industry Classification Benchmark is a joint product of FTSE International Limited and Dow Jones & Company, Inc. and has been licensed for use in our industry breakdown.

The Historic Yield reflects distributions declared over the past twelve months as a percentage of the mid-market price of the fund, as at the date shown. Investors may be subject to tax on their distributions.

Market capitalisation breakdown (%)

50bn+	20.69
25bn - 49.99bn	27.47
10bn - 24.99bn	18.88
5bn - 9.99bn	6.90
2bn - 4.99bn	9.07
1bn - 1.99bn	7.43
500m - 999m	1.06
250m - 499m	6.89
100m - 249m	0.63
50m - 99m	0.00
0 - 49m	0.12
Cash	0.85
Total	100.00

Performance figures are based on the Z Accumulation share class. Performance figures for all share classes can be found in the relevant Key Investor Information Document. Fund performance figures are shown in sterling, inclusive of reinvested income and net of the ongoing charge and portfolio transaction costs to 30 June 2024 unless otherwise stated. Sector average performance is calculated on an equivalent basis. Source: Fund – Invesco, Benchmark – Lipper.

Benchmark

Investment Association UK All Companies Sector^A

This is a Comparator Benchmark. Given its geographic focus the Fund's performance can be compared against the Benchmark. However, the Fund is actively managed and is not constrained by any benchmark.

^A Many funds sold in the UK are grouped into sectors by the Investment Association (the trade body that represents UK investment managers), to facilitate comparison between funds with broadly similar characteristics.

Contact information

Telephone 0800 085 8677
Facsimile 020 3180 7647
Email: enquiry@invesco.com
www.invesco.com/uk
Telephone calls may be recorded.

Issued by Invesco Fund Managers Limited.
Perpetual Park, Perpetual Park Drive, Henley-on-Thames,
Oxfordshire RG9 1HH, UK
Authorised and regulated by the Financial Conduct Authority.

Who is this fund for?

The fund might be right for you if you:

Are a private or professional investor looking for income and growth over the long term.

Are able to make an informed investment decision based on this document and the Key Investor Information Document (KIID).

Are willing to accept that your capital is at risk and you may not get back the amount invested.

The fund will not be right for you if you:

Require capital protection or have no appetite for risk.

Cost and charges of the Fund

For a full breakdown of the charges that apply to each share class of the fund, please refer to our ICVC Costs & Charges document www.invesco.com/uk/icvc-charges.

Glossary

ACR/ Annual Compound Return: Compound returns represent the cumulative effect that gains and losses have on invested capital over time. Annual Compound Return is the annual rate of return that would be required for an investment to grow from its starting balance to its ending balance.

Asset mix: Breakdown of all assets types held within an investment fund or portfolio.

Benchmark: A standard against which an investment fund or portfolio is measured to give an indication of relative performance.

Country of risk: Used to classify stocks, identifies the main country of operations/ exposure of a firm.

Distribution frequency: How often dividends and/or interest generated by an investment product are disbursed to investors.

Historic yield: Historic Yield reflects distributions declared over the past twelve months as a percentage of the mid-market price of the fund, as at the date shown. Investors may be subject to tax on their distributions

Holdings: The contents of an investment portfolio or fund, including any products like equities, bonds or ETFs.

ICVC: Investment Company with Variable Capital. A type of collective investment portfolio that invests in different equities, bonds and other securities.

Index: A collection of stocks chosen to represent the performance of a particular market or sector, e.g. FTSE 100 or S&P 500.

Market capitalization: How much a company is worth as determined by the stock market. Calculated as the total market value of all shares.

Portfolio characteristics: The contents of an investment portfolio or fund, including any products like equities, bonds or ETFs (Exchange Traded Funds).