

# Legal & General Global Real Estate Dividend Index Fund



Unit Trust (UK UCITS compliant) C-Class GBP

Base currency: **GBP**

Domicile: **UK**

## FUND AIM

The objective of the Fund is to track the performance of the FTSE EPRA Nareit Developed Dividend Plus Index, the "Benchmark Index" on a net total return basis before fees and expenses are applied. Fund performance may differ from the Benchmark Index due to the deduction of fees and expenses and the impact of any tracking error factors.

## RISK AND REWARD PROFILE



The synthetic risk and reward indicator (SRRI) is based on the historic volatility of the fund's value and it may change in the future.

The fund is in category 6 because it invests in property company shares and REITS. Company shares are sensitive to stock market variations; their value can change substantially over short time periods. REITS are sensitive to variations in value of underlying properties and rental income.

For more information, please refer to the Key Risks section on page 3.

## WHO IS THIS FUND FOR?

- This fund may be suitable for investors looking for income and growth by tracking the Global Real Estate Dividend market as represented by the index.
- Although investors can take their money out at any time, this fund may not be appropriate for those who plan to withdraw their money within five years.
- This fund is not designed for investors who cannot afford more than a minimal loss of their investment.
- If you do not understand this document we recommend you seek additional information to help you decide if this fund is right for you.

## FUND FACTS

Fund size	Fund launch date
<b>£1,002.6m</b>	<b>25 Jan 2016</b>
Historical yield	
<b>3.1%</b>	

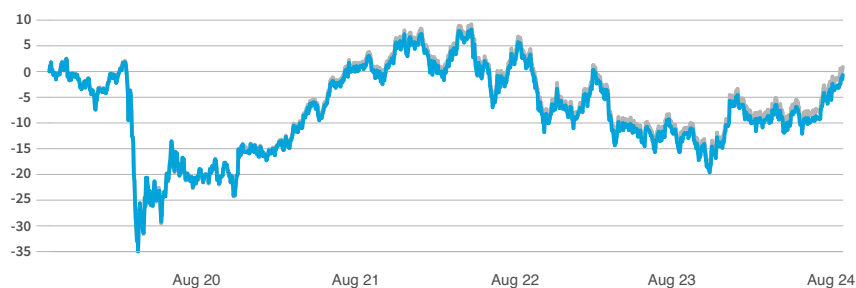
## COSTS

Initial charge	Ongoing charge
<b>0.00%</b>	<b>0.15%</b>
Price basis	Dilution adjustment
<b>Single swing</b>	<b>0.254%- round trip</b>

## BENCHMARKS

Target benchmark  
**FTSE Cus EPRA Nareit Dev Div + 3pm (15:00 UK) TR**

## PERFORMANCE (%)



	1 month	3 months	1 year	3 years	5 years
Fund	3.45	10.49	13.02	-2.42	-0.77
Index	3.44	10.76	13.45	-1.60	0.89
Relative to Index	0.01	-0.27	-0.43	-0.82	-1.66

## 12 MONTH PERFORMANCE TO MOST RECENT QUARTER (%)

12 months to 30 June	2024	2023	2022	2021	2020
Fund	4.19	-8.93	-1.43	19.89	-13.66
Index	4.59	-8.64	-1.16	20.93	-13.76
Relative to Index	-0.40	-0.29	-0.27	-1.04	0.10

Performance for the C Inc unit class in GBP, launched on 25 January 2016. Source: Lipper. Performance assumes all fund charges have been taken and that all income generated by the investments, after deduction of tax, remains in the fund.

**Past performance is not a guide to the future.**

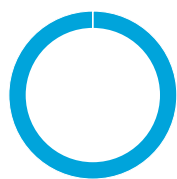
## FUND SNAPSHOT

- **What does it invest in?** Invests in shares of property companies whose main business is to invest in and manage properties throughout the developed world.
- **How does it invest?** Passively managed, aiming to replicate the performance of the Index.



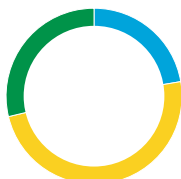
## PORTFOLIO BREAKDOWN

All data sources are a combination of LGIM and the Fund Accountant unless otherwise stated. Totals may not sum to due to rounding. In order to minimise transaction costs, the Fund will not always own all the assets that constitute the index and on occasion it will own assets that are not in the index. The number of fund holdings can also differ from the index due to corporate events and proxy holdings.



### SECTOR (%)

Real Estate	100.0
-------------	-------



### MARKET CAPITALISATION (%)

Large	22.4
Mid	48.9
Small	28.7
Undefined	-



■ Top 10 holdings 32.5%  
■ Rest of portfolio 67.6%

No. of holdings in fund 338  
No. of holdings in index 337

### TOP 10 HOLDINGS (%)

Prologis	7.1
Welltower	4.4
Public Storage	3.3
Simon Property Group	3.3
Realty Income	3.3
Digital Realty Trust	3.0
Extra Space Storage	2.3
Vici Properties	2.1
Avalonbay Communities	1.9
Mitsui Fudosan Co	1.8

### COUNTRY (%)

United States	64.3
Japan	9.4
United Kingdom	4.7
Australia	3.7
Singapore	3.4
Hong Kong	2.7
Germany	2.3
Canada	2.3
France	1.7
Other	5.5



### INDEX FUND MANAGEMENT TEAM

The Index Fund Management team comprises 25 fund managers, supported by two analysts. Management oversight is provided by the Global Head of Index Funds. The team has average industry experience of 15 years, of which seven years has been at LGIM, and is focused on achieving the equally important objectives of close tracking and maximising returns.

Higher fund constituents vs. index constituents may be due to liquidity positions, derivatives, short term investments and fractional unit differences.

**KEY RISKS**

- The value of an investment and any income taken from it is not guaranteed and can go down as well as up; you may not get back the amount you originally invested.
- Most of the fund holds investments from a particular market sector, that of property company shares and REITs. Funds like this can be more volatile than funds that invest across many market sectors. This is because the value of the fund can go up and down more often and by larger amounts than funds that are spread more widely, especially in the short term.
- The fund invests in property companies and REITs. These investments tend to be more volatile than investing directly in property because they can go up and down in value more often and by larger amounts, especially in the short term. These risks may increase with market uncertainty and it could become even less easy for your fund to buy and sell investments. If this happens, the value of your fund may fall and in extreme circumstances this may also force a delay in buying and selling your investment in the fund, which may mean you have to wait for your money to be invested or returned. The fund can only delay paying out if it is in the interests of all investors and with the permission of the fund trustee or depository.
- The fund could lose money if any institution providing services such as acting as counterparty to derivatives or other instruments, becomes unwilling or unable to meet its obligations to the fund.
- Derivatives are highly sensitive to changes in the value of the asset on which they are based and can increase the size of losses and gains.
- The fund may have underlying investments that are valued in currencies that are different from sterling (British pounds). Exchange rate fluctuations will impact the value of your investment. Currency hedging techniques may be applied to reduce this impact but may not entirely eliminate it.
- We may take some or all of the ongoing charges from the fund's capital rather than the fund's income. This increases the amount of income, but it reduces the growth potential and may lead to a fall in the value of the fund.

For more information, please refer to the key investor information document on our website [↗](#)

**LATEST DISTRIBUTION INFORMATION**

For distributing unit classes, the latest payments are shown below. Please note that these payments are not guaranteed, are at the discretion of the manager and may be paid out of capital.

Type	Ex-div date	Pay date	Pence per unit
Final	22 Apr 24	20 Jun 24	0.50p
Interim	22 Jan 24	20 Mar 24	0.46p
Interim	23 Oct 23	20 Dec 23	0.41p
Interim	21 Jul 23	20 Sep 23	0.51p

**Important information**

Copyright © 2024 Legal & General. This document is subject to copyright. Any unauthorised use is strictly prohibited. All rights are reserved. Issued by Legal & General (Unit Trust Managers) Limited as management company for this fund. Registered in England and Wales No. 01009418. Registered Office: One Coleman Street, London, EC2R 5AA. Authorised and Regulated by the Financial Conduct Authority No. 119273. We are members of the Investment Association. All features described in this fact sheet are those current at the time of publication and may be changed in the future. Nothing in this fact sheet should be construed as advice and it is therefore not a recommendation to buy or sell investments. If in doubt about the suitability of this product, you should seek professional advice. No investment decisions should be made without first reviewing the key investor information document of the Fund ("KIID") which can be obtained from [www.legalandgeneral.com](http://www.legalandgeneral.com). This fact sheet is only directed at investors resident in jurisdictions where this fund is registered for sale. It is not an offer or invitation to persons outside of those jurisdictions. We reserve the right to reject any applications from outside of such jurisdictions.

Source: London Stock Exchange Group plc and its group undertakings, including FTSE International Limited (collectively, the "LSE Group"), European Public Real Estate Association ("EPRA"), and the National Association of Real Estate Investments Trusts ("Nareit") (and together the "Licensor Parties"). © LSE Group 2024. FTSE Russell is a trading name of certain LSE Group companies. "FTSE®" and "Russell®" are a trade mark(s) of the relevant LSE Group companies and are used by any other LSE Group company under license. "Nareit®" is a trade mark of Nareit, "EPRA®" is a trade mark of EPRA and all are used by the LSE Group under license. All rights in the FTSE EPRA/NAREIT Developed Real Estate Index- GBP Hedged or data vest in the Licensor Parties. The Licensor Parties do not accept any liability for any errors or omissions in the indexes or data and no party may rely on any indexes or data contained in this communication. No further distribution of data from the LSE Group is permitted without the relevant LSE Group company's express written consent. The Licensor Parties do not promote, sponsor or endorse the content of this communication.



**SPOTLIGHT ON LEGAL & GENERAL INVESTMENT MANAGEMENT**

We are one of Europe's largest asset managers and a major global investor, with assets under management of £1,122.2 billion (as at 30 June 2024). We work with a wide range of global clients, including pension schemes, sovereign wealth funds, fund distributors and retail investors.

Source: LGIM internal data as at 30 June 2024. The AUM disclosed aggregates the assets managed by LGIM in the UK, LGIMA in the US and LGIM Asia in Hong Kong (2018-2019 only). The AUM includes the value of securities and derivatives positions.

**DEALING INFORMATION**

Valuation frequency	Daily, 3pm (UK time)
Dealing frequency	Daily
Settlement period	T+4

**CODES**

<b>ISIN</b>	C Acc	GB00BYW7CL14
	C Inc	GB00BYW7CK07
<b>SEDOL</b>	C Acc	BYW7CL1
	C Inc	BYW7CK0
<b>Bloomberg</b>	C Acc	LGGRECA
	C Inc	LGGRECI

**TO FIND OUT MORE**

 Visit [www.legalandgeneral.com](http://www.legalandgeneral.com)

 Call **0370 050 0955**

 Email [investments@landg.com](mailto:investments@landg.com)

Lines are open Monday to Friday 8.30am to 6.00pm. We may record and monitor calls. Call charges will vary.