

JPMorgan ETFs (Ireland) ICAV -

USD Corporate Bond Research Enhanced Index (ESG) UCITS ETF

Class: JPM USD Corporate Bond Research Enhanced Index (ESG) UCITS ETF - GBP Hedged (acc)

Fund overview

ISIN
IE00BN7JCJ33

Investment objective: The Sub-Fund aims to achieve a long-term return in excess of Bloomberg US Corporate Bond Index (the "Benchmark") by actively investing primarily in a portfolio of investment grade US Dollar denominated corporate debt securities.

Investment policy: The Sub-Fund pursues an actively-managed investment strategy.

Investment approach

- Uses a research-driven investment process that focuses on analysing fundamental, technical and valuation factors across countries, sectors and issuers.
- Enhanced index approach that builds a portfolio in reference to the benchmark by overweighting securities with the highest potential to outperform and underweighting securities based on fundamental or relative value analysis.
- Applies values and norms based screening and implements minimum investment thresholds on companies with positive ESG characteristics.

Investor profile: Typical investors in the Sub-Fund are expected to be investors who want to make an asset allocation into the US investment grade corporate securities sector and benefit from the higher yields generally offered by corporate bonds compared to government securities.

| | | |
|---------------------------------|--------------------------------|----------------------------|
| Portfolio manager(s) | Fund reference currency | Class launch |
| Lisa Coleman | USD | 20 Jan 2022 |
| Sameer Iqbal | Share class | Domicile |
| Lorenzo Napolitano | GBP | Ireland |
| Qiwei Zhu | Fund assets | Shares outstanding |
| | USD 55.4m | 246,191 |
| Investment specialist(s) | NAV GBP | UK reporting status |
| Alex Dryden | 78.4134 | Yes |
| | Fund launch | Ongoing charge |
| | 6 Dec 2018 | 0.19% |
| | | Securities Lending |
| | | Yes |

ESG information

ESG approach - ESG Promote
Promotes environmental and / or social characteristics.

SFDR classification: Article 8
"Article 8" strategies promote social and/or environmental characteristics, but do not have sustainable investing as a core objective.

Fund ratings *As at 30 June 2024*

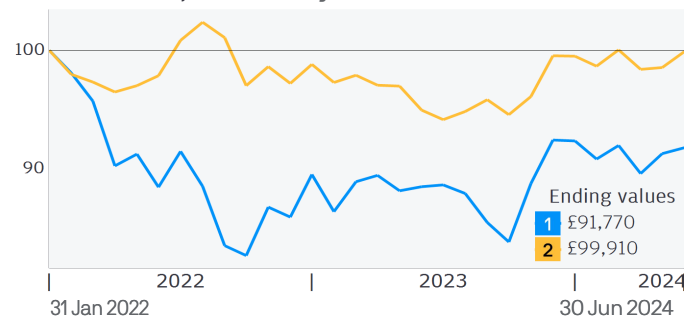
Morningstar Category™ Other Bond

Performance

1 Class: JPM USD Corporate Bond Research Enhanced Index (ESG) UCITS ETF - GBP Hedged (acc)

2 Benchmark: Bloomberg US Corporate Bond Index

Growth of GBP 100,000 *Calendar years*



Quarterly rolling 12-month performance (%)

As at end of June 2024

| | 2019/2020 | 2020/2021 | 2021/2022 | 2022/2023 | 2023/2024 |
|---|-----------|-----------|-----------|-----------|-----------|
| 1 | - | - | - | 0.03 | 3.74 |
| 2 | - | - | - | -3.00 | 5.23 |

Calendar Year Performance (%)

| | 2014 | 2015 | 2016 | 2017 | 2018 | 2019 | 2020 | 2021 | 2022 | 2023 |
|---|------|------|------|------|------|------|------|------|------|------|
| 1 | - | - | - | - | - | - | - | - | - | 7.56 |
| 2 | - | - | - | - | - | - | - | - | - | 2.40 |

Return (%)

| | Cumulative | | | | Annualised | | |
|---|------------|----------|--------|-------|------------|---------|--------|
| | 1 month | 3 months | 1 year | YTD | 3 years | 5 years | Launch |
| 1 | 0.53 | -0.20 | 3.74 | -0.70 | - | - | -3.71 |
| 2 | 1.36 | -0.16 | 5.23 | 0.36 | - | - | 0.44 |

Performance Disclosures

Past performance is not a guide to current and future performance. The value of your investments and any income from them may fall as well as rise and you may not get back the full amount you invested.

ESG

For more information on our approach to sustainable investing at J.P. Morgan Asset Management please visit <https://am.jpmorgan.com/lu/esg>

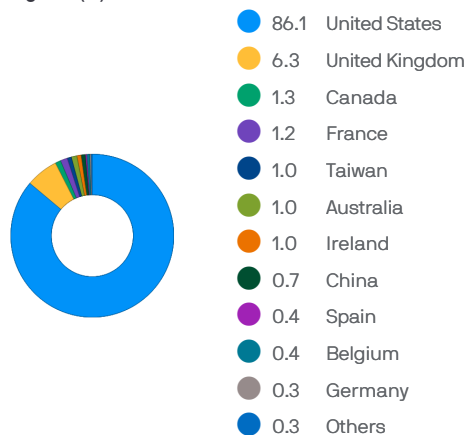
Holdings

| TOP 10 | Coupon rate | Maturity date | % of assets |
|----------------------------------|-------------|---------------|-------------|
| American Express (United States) | 3.950 | 01/08/2025 | 1.7 |
| Morgan Stanley (United States) | 3.625 | 20/01/2027 | 1.5 |
| Bank of America (United States) | 3.419 | 20/12/2028 | 1.4 |
| Cheniere Energy (United States) | 4.500 | 01/10/2029 | 1.4 |
| Phillips 66 (United States) | 2.150 | 15/12/2030 | 1.1 |
| Home Depot (United States) | 4.750 | 25/06/2029 | 1.1 |
| Citigroup (United States) | 3.200 | 21/10/2026 | 1.1 |
| Bank of America (United States) | 2.496 | 13/02/2031 | 1.1 |
| Citigroup (United States) | 4.075 | 23/04/2029 | 1.1 |
| Taiwan Semiconductor (Taiwan) | 1.750 | 25/10/2026 | 1.0 |

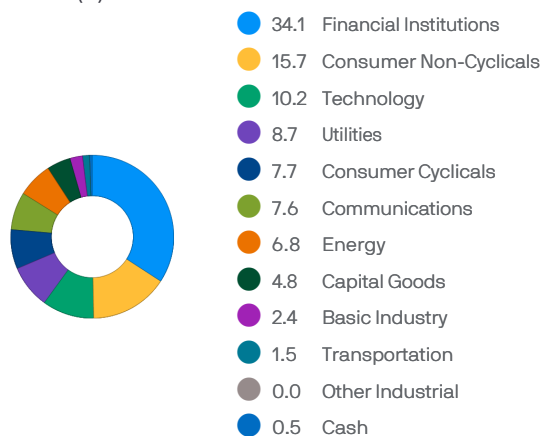
Bond quality breakdown (%)

| | |
|-------------|--------------------------------|
| AAA: 1.30% | Corporate Bonds: 99.55% |
| AA: 6.59% | Average duration: 6.96 yrs |
| A: 45.70% | Yield to maturity (USD): 5.48% |
| BBB: 45.96% | Average maturity: 10.51 yrs |
| Cash: 0.45% | |

Regions (%)



Sectors (%)



Number of Holdings

328

Trading information

| Stock exchange | Exchange ticker | Trading currency | Bloomberg ticker | Reuters RIC | SEDOL |
|-----------------------|-----------------|------------------|------------------|-------------|---------|
| London Stock Exchange | JRUP | GBP | JRUP LN | JRUP.L | BLF84R0 |

Key risks

The value of your investment may fall as well as rise and you may get back less than you originally invested.

The value of debt securities may change significantly depending on economic and interest rate conditions as well as the credit worthiness of the issuer. Issuers of debt securities may fail to meet payment obligations or the credit rating of debt securities may be downgraded. These risks are typically increased for below investment grade debt securities which may also be subject to higher volatility and lower liquidity than investment grade debt securities. The credit worthiness of unrated debt securities is not measured by reference to an independent credit rating agency.

Contingent convertible debt securities are likely to be adversely impacted should specific trigger events occur (as specified in the contract terms of the issuing company). This may be as a result of the security converting to equities at a discounted share price, the value of the security being written down, temporarily or permanently, and/or coupon payments ceasing or being deferred. Please see the additional information under "Contingent Convertible Securities" in the "Risk Information" section of the Prospectus.

Exclusion of issuers that do not meet certain ESG criteria from the Sub-Fund's investment universe may cause the Sub-Fund to perform differently compared to similar funds that do not have such a policy. The Sub-Fund seeks to provide a return above the Benchmark; however the Sub-Fund may underperform its Benchmark. Further information about risks can be found in the "Risk Information" section of the Prospectus.

General Disclosures

Before investing, obtain and review the current prospectus, Key Investor Information Document (KIID), and any applicable local offering document. These documents, as well as the sustainability-related disclosures, the annual and semi-annual reports and the articles of incorporation, are available in English from your financial adviser, your J.P. Morgan Asset Management regional contact, the fund's issuer (see below) or at <https://am.jpmorgan.com/gb/en/asset-management/per/>. A summary of investor rights is available in English at <https://am.jpmorgan.com/lu/investor-rights>. J.P. Morgan Asset Management may decide to terminate the arrangements made for the marketing of its collective investment undertakings. This material should not be considered as advice or an investment recommendation. Fund holdings and performance are likely to have changed since the report date.

To the extent permitted by applicable law, we may record telephone calls and monitor electronic communications to comply with our legal and regulatory obligations and internal policies. Personal data will be collected, stored and processed by J.P. Morgan Asset Management in accordance with our EMEA Privacy Policy www.jpmorgan.com/emea-privacy-policy.

The risk indicator is based on the historic volatility of the Net Asset Value of the Share Class over the last five years and may not be a reliable indication of the future risk profile of the Share Class. The risk and reward category shown above is not guaranteed to remain unchanged and may change over time. A Share Class with the lowest risk rating does not mean a risk-free investment. See the Key Investor Information Document (KIID) for details.

The possible difference between the current ongoing charge as stated in this document and those mentioned in the KIID, is caused by the fact that the costs mentioned in the KIID are an estimate based on the actual costs incurred over the past year.

Performance information

Source: J.P. Morgan Asset Management. Share class performance is shown based on the NAV (net asset value) of the share class with income (gross) reinvested including actual ongoing charges excluding any entry and exit fees. Performance is shown based on the NAV which may not be the same as the market price of the ETF. Individual shareholders may realise returns that are different to the NAV based returns.

The return of your investment may change as a result of currency fluctuations if your investment is made in a currency other than that used in the past performance calculation.

Indices do not include fees or operating expenses and you cannot invest in them.

The benchmark is for comparative purposes only unless specifically referenced in the Sub-Funds' Investment Objective and Policy.

Information Sources

Fund information, including performance calculations and other data, is provided by J.P. Morgan Asset Management (the marketing name for the asset management businesses of JPMorgan Chase & Co. and its affiliates worldwide).

All data is as at the document date unless indicated otherwise.

© 2024 Morningstar. All Rights Reserved. The information contained herein: (1) is proprietary to Morningstar; (2) may not be copied or distributed; and (3) is not warranted to be accurate, complete or timely. Neither Morningstar nor its content providers are responsible for any damages or losses arising from any use of this information.

Benchmark source: The Products are not sponsored, endorsed, sold or promoted by Bloomberg Barclays Capital, and Bloomberg Barclays Capital makes no warranty, express or implied, as to the results to be obtained by any person or entity from the use of any index, any opening, intra-day or closing value therefore, or any data included therein or relating thereto, in connection with any Fund or for any other purpose. Bloomberg Barclays Capital's only relationship to the Licensee with respect to the Products is the licensing of certain trademarks and trade names of Bloomberg Barclays Capital and the Bloomberg Barclays Capital indexes that are determined, composed and calculated by Bloomberg Barclays Capital without regard to Licensee or the Products.

Regional Contact

JPMorgan Asset Management (UK) Limited Registered address: 25 Bank Street, Canary Wharf, London E14 5JP, United Kingdom. Authorised and regulated by the Financial Conduct Authority. Registered in England No. 01161446.

Issuer

JPMorgan Asset Management (Europe) S.à r.l., 6, route de Trèves, L-2633 Senningerberg, Luxembourg. B27900, corporate capital EUR 10.000.000. The Sub-Fund is authorised in Ireland and regulated by the Central Bank of Ireland.

Definitions

NAV Net Asset Value of a fund's assets less its liabilities per Share.