

Invesco Global Equity Income Fund (UK)

Z-Accumulation Shares | SEDOL: B8N4606 | ISIN code GB00B8N46061 | Bloomberg code IPGEIZA:LN

Why invest in this fund

- 1 A high conviction portfolio of around 40-50 stocks based on fundamental, bottom-up research.
- 2 Our strength is finding companies that have a strong track record of dividend payment, but, critically, can grow those dividends too.
- 3 We think about income at the fund level, not stock level. This unique approach allows us to combine companies that have a history of growing dividends with those that have lower yields but can reinvest in their business at attractive rates of return.

Top 10 holdings

(% of total net assets)

	Fund	Index
3i Group PLC	5.18	0.06
UnitedHealth Group Inc	5.02	0.79
Microsoft Corp	4.16	4.39
Union Pacific Corp	3.80	0.22
Texas Instruments Inc	3.75	0.28
Rolls-Royce Holdings PLC	3.67	0.07
Intercontinental Exchange Inc	3.34	0.13
Azelis Group NV	3.14	0.00
London Stock Exchange Group PLC	3.12	0.08
Coca-Cola Europacific Partners PLC	3.10	0.02

Portfolio characteristics

Total number of holdings	43
Weighted Avg Market Cap	£250,966 million

What this fund does

The fund adopts a 'total return' approach, seeking to deliver a combination of income as well as capital growth over the long term. It is invested in what fund manager Stephen Anness believes to be strongly cash generative businesses, paying above average dividend yields, with sustainable business models. Driven by bottom-up stock selection, the fund manager seeks to minimise risks arising from global macroeconomic themes, and instead seeks to identify well-managed companies with strong business franchises and lower than average financial leverage.

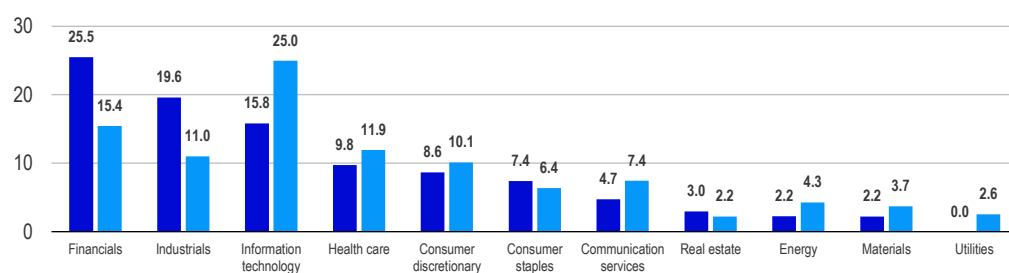
Fund objective

The Fund aims to achieve income and capital growth over the long term (5 years plus). The Fund invests at least 80% of its assets in shares or other equity related securities of companies globally. In pursuing the Fund's investment objective, the fund manager may consider it appropriate to also invest in other transferable securities, money-market instruments, collective investment schemes (including funds managed by the Invesco group), deposits and cash.

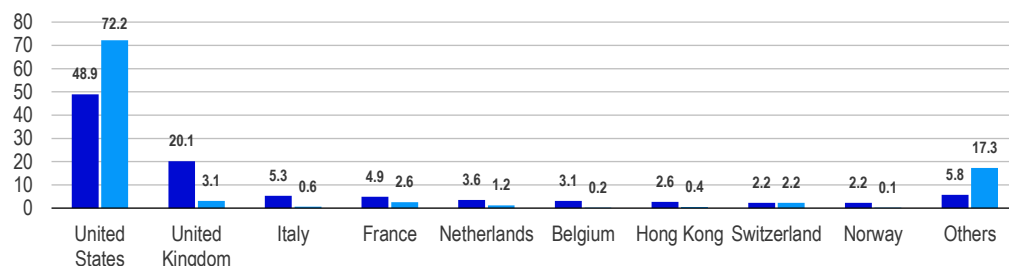
Fund overview

Portfolio managers (Fund tenure)	Stephen Anness (2019), Joe Dowling (2023)
Total net assets	£ 720.53 million
Distribution frequency	Quarterly
Fund launch date	02 March 2009
Legal status	UK Authorised ICVC
Share class currency	GBP
Historic yield (%)	2.03
Investment Association sector	IA Global Equity Income NR
Representative index	MSCI World Index
ISA availability	Yes

Sector breakdown (% of total net assets)



Top countries (% of total net assets)



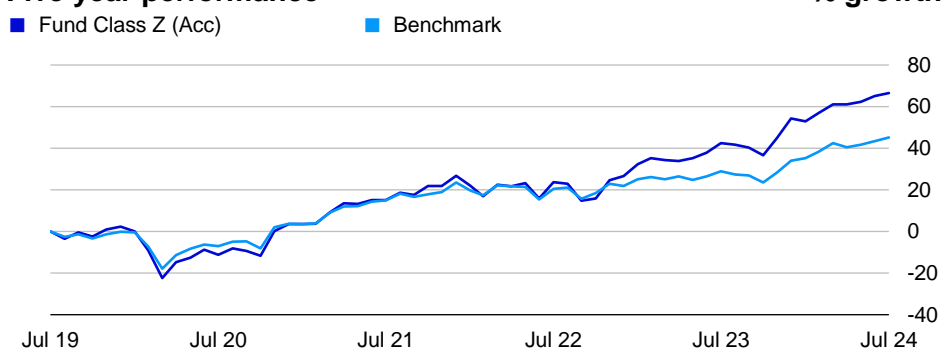
The allocation of stock is based on Country of Risk

■ Fund ■ Index

Investment risks

- The value of investments and any income will fluctuate (this may partly be the result of exchange rate fluctuations) and investors may not get back the full amount invested.
- The Fund may use derivatives (complex instruments) in an attempt to reduce the overall risk of its investments, reduce the costs of investing and/or generate additional capital or income, although this may not be achieved. The use of such complex instruments may result in greater fluctuations of the value of the Fund. The Manager, however, will ensure that the use of derivatives within the Fund does not materially alter the overall risk profile of the Fund.
- As one of the key objectives of the Fund is to provide income, the ongoing charge is taken from capital rather than income. This can erode capital and reduce the potential for capital growth.

Five year performance



Performance (%)

	1 year	3 years	5 years	5 years ACR*
Fund	16.85	44.75	66.53	10.74
Benchmark	12.61	26.29	45.16	7.74

*ACR - Annual Compound Return

Standardised rolling 12-month performance (%)

	31.07.2019 31.07.2020	31.07.2020 31.07.2021	31.07.2021 31.07.2022	31.07.2022 31.07.2023	31.07.2023 31.07.2024
Fund	-11.19	29.54	7.54	15.19	16.85
Benchmark	-7.12	23.75	4.83	6.98	12.61

Past performance is not a guide to future returns

Important information

Views and opinions are based on current market conditions and are subject to change.

This is marketing material and not financial advice. It is not intended as a recommendation to buy or sell any particular asset class, security or strategy. Regulatory requirements that require impartiality of investment/investment strategy recommendations are therefore not applicable nor are any prohibitions to trade before publication. If investors are unsure if this product is suitable for them, they should seek advice from a financial adviser.

For the most up to date information on our funds, please refer to the relevant fund and share class-specific Key Investor Information Documents, the Supplementary Information Document, the financial reports and the Prospectus, which are available using the contact details shown.

Market capitalisation breakdown (%)

50bn+	59.93
25bn - 49.99bn	16.70
10bn - 24.99bn	6.28
5bn - 9.99bn	6.48
2bn - 4.99bn	9.43
1bn - 1.99bn	0.00
500m - 999m	0.00
250m - 499m	0.00
100m - 249m	0.00
50m - 99m	0.00
0 - 49m	0.00
Cash	1.18
Not available	0.00
Total	100.00

Performance figures are based on the Z Accumulation share class. Performance figures for all share classes can be found in the relevant Key Investor Information Document. Fund performance figures are shown in sterling, inclusive of reinvested income and net of the ongoing charge and portfolio transaction costs to 31 July 2024 unless otherwise stated. Sector average performance is calculated on an equivalent basis. Source: Fund – Invesco, Benchmark - Lipper.

Benchmark

Investment Association Global Equity Income Sector^A

This is a Comparator Benchmark. Given its geographic focus the Fund's performance can be compared against the Benchmark. However, the Fund is actively managed and is not constrained by any benchmark.

^A Many funds sold in the UK are grouped into sectors by the Investment Association (the trade body that represents UK investment managers), to facilitate comparison between funds with broadly similar characteristics.

Contact information

Telephone 0800 085 8677
Facsimile 020 3180 7647
Email: enquiry@invesco.com
www.invesco.com/uk
Telephone calls may be recorded.

Issued by Invesco Fund Managers Limited.
Perpetual Park, Perpetual Park Drive, Henley-on-Thames,
Oxfordshire RG9 1HH, UK
Authorised and regulated by the Financial Conduct Authority.

Who is this fund for?

The fund might be right for you if you:

Are a private or professional investor looking for income and growth over the long term.
Are able to make an informed investment decision based on this document and the Key Investor Information Document (KIID).

Are willing to accept that your capital is at risk and you may not get back the amount invested.

The fund will not be right for you if you:

Require capital protection or have no appetite for risk.

Cost and charges of the Fund

For a full breakdown of the charges that apply to each share class of the fund, please refer to our ICVC Costs & Charges document www.invesco.com/uk/icvc-charges.

Glossary

ACR/ Annual Compound Return: Compound returns represent the cumulative effect that gains and losses have on invested capital over time. Annual Compound Return is the annual rate of return that would be required for an investment to grow from its starting balance to its ending balance.

Asset mix: Breakdown of all assets types held within an investment fund or portfolio.

Benchmark: A standard against which an investment fund or portfolio is measured to give an indication of relative performance.

Country of risk: Used to classify stocks, identifies the main country of operations/ exposure of a firm.

Distribution frequency: How often dividends and/or interest generated by an investment product are disbursed to investors.

Historic yield: Historic Yield reflects distributions declared over the past twelve months as a percentage of the mid-market price of the fund, as at the date shown. Investors may be subject to tax on their distributions

Holdings: The contents of an investment portfolio or fund, including any products like equities, bonds or ETFs.

ICVC: Investment Company with Variable Capital. A type of collective investment portfolio that invests in different equities, bonds and other securities.

Index: A collection of stocks chosen to represent the performance of a particular market or sector, e.g. FTSE 100 or S&P 500.

Market capitalization: How much a company is worth as determined by the stock market. Calculated as the total market value of all shares.

Portfolio characteristics: The contents of an investment portfolio or fund, including any products like equities, bonds or ETFs (Exchange Traded Funds).