

This is a financial promotion and is not investment advice.

PREPARED FOR RETAIL CLIENTS

BNY Mellon Brazil Equity Fund

Sterling W (Acc.)

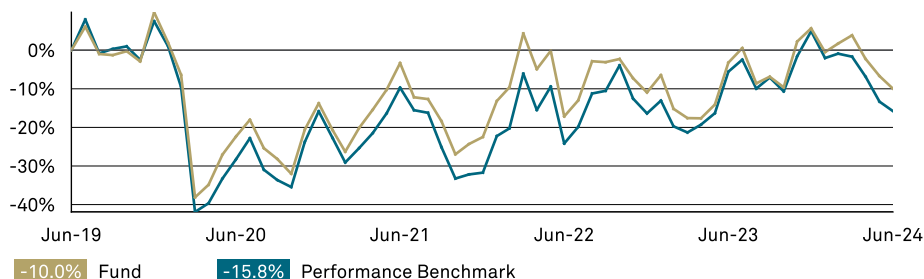
INVESTMENT OBJECTIVE

To achieve long-term capital growth through investment primarily (meaning at least three-quarters of the Fund's total assets) in a portfolio of equity and equity-related securities of companies having their registered office in Brazil or carrying out a preponderant part of their activities in Brazil.

PERFORMANCE DISCLOSURE

Past performance is not a guide to future performance. The value of investments can fall. Investors may not get back the amount invested. Income from investments may vary and is not guaranteed.

5 YEAR CUMULATIVE PERFORMANCE (%)



PERFORMANCE SUMMARY (%)

| | 1M | 3M | YTD | 1YR | Annualised | | | |
|--------------|-------|--------|--------|-------|------------|-------|-------|-----------------|
| | | | | | 2YR | 3YR | 5YR | Since Inception |
| GBP W (Acc.) | -3.51 | -13.32 | -14.79 | -6.97 | 4.24 | -2.34 | -2.08 | 2.30 |

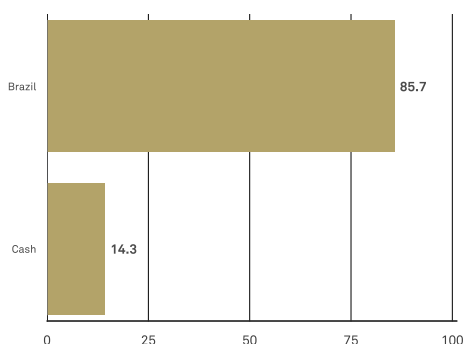
RETURN BY YEAR (%)

| From | Jun 2019 | Jun 2020 | Jun 2021 | Jun 2022 | Jun 2023 |
|-------------|----------|----------|----------|----------|----------|
| To | Jun 2020 | Jun 2021 | Jun 2022 | Jun 2023 | Jun 2024 |
| Fund Return | -22.37 | 24.53 | -14.31 | 16.83 | -6.97 |

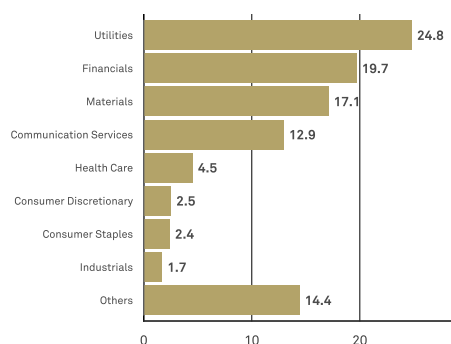
| | 2014 | 2015 | 2016 | 2017 | 2018 | 2019 | 2020 | 2021 | 2022 | 2023 |
|-----------------------|-------|--------|-------|-------|-------|-------|--------|--------|-------|-------|
| Fund | -7.17 | -32.89 | 91.14 | 9.25 | 14.30 | 22.96 | -21.48 | -10.11 | 14.87 | 18.66 |
| Performance Benchmark | -6.57 | -36.57 | 97.09 | 12.41 | 4.71 | 25.66 | -21.71 | -18.89 | 22.47 | 25.49 |

Source: Lipper as at 30 June 2024. Fund performance Sterling W (Acc.) calculated as total return, based on net asset value, including charges, but excluding initial charge, income reinvested gross of tax, expressed in share class currency. The impact of the initial charge, which may be up to 5%, can be material on the performance of your investment. Performance figures including the initial charge are available upon request.

GEOGRAPHICAL ALLOCATION (%)



INDUSTRIAL ALLOCATION (%)



TOP 10 HOLDINGS (%)

| Company | Fund (%) |
|----------------------------|----------|
| VALE SA BRL NPV | 7.4 |
| SANTOS BRASIL PAR BRL NPV | 6.4 |
| BANCO BRADESCO USD NPV ADR | 6.3 |
| ITAUSA SA BRL NPV PFD | 5.7 |
| SUZANO SA BRL NPV | 5.3 |
| MARFRIG GLOBAL FO BRL NPV | 5.3 |
| BRF SA BRL NPV | 4.6 |
| EMBRAER SA-SP USD NPV ADR | 4.5 |
| VIBRA ENERGIA SA BRL NPV | 4.2 |
| B3 SA-BRASIL BOLS BRL NPV | 4.1 |

Source: BNY Mellon Investment Management EMEA Limited

INVESTMENT MANAGER



ARX Investimentos Ltda:
Specialists in Brazilian
multistrategy, equity long
short, equity long only and
fixed income investment

strategies. The firm's philosophy is based on delivering quality risk-adjusted returns with an emphasis on capital preservation. The investment process combines fundamental bottom-up analysis with a detailed macro top-down overview whilst applying rigid risk controls with a preference for liquidity.

PERFORMANCE BENCHMARK

The Fund will measure its performance against MSCI Brazil 10/40 NR Index (the "Benchmark"). The Fund is actively managed, which means the Investment Manager has absolute discretion to invest outside the Benchmark subject to the investment objective and policies disclosed in the Prospectus. However, as the Benchmark covers a significant proportion of the investable universe, the majority of the Fund's holdings will be constituents of the Benchmark but the weightings in the portfolio are not influenced by those of the Benchmark. The investment strategy does not restrict the extent to which the Investment Manager may deviate from the Benchmark.

GENERAL INFORMATION

| | |
|-----------------------|-------------------------------|
| Fund size (millions) | \$ 25.65 |
| Performance Benchmark | MSCI Brazil 10/40 NR |
| Lipper sector | Lipper Global - Equity Brazil |
| Fund type | ICVC |
| Fund domicile | Ireland |
| Fund manager | Rogério Poppe |
| Base currency | USD |

STERLING W (ACC.) SHARE CLASS DETAILS

| | |
|-------------------------|--------------|
| Inception date | 04 Dec 2012 |
| Min. initial investment | £ 15,000,000 |
| Annual mgmt charge | 0.75% |
| Max. initial charge | 5.00% |
| ISIN | IE00B90P3080 |
| Ongoing charge* | 1.06% |

*It should be noted that the ongoing charge figure shown includes ongoing charges in respect of other open-ended investment funds but excludes ongoing charges from closed-ended funds held. The ongoing charges from closed-ended funds held were 0.00% as at 31 December 2023.

Costs incurred when purchasing, holding, converting or selling any investment, will impact returns. Costs may increase or decrease as a result of currency and exchange rate fluctuations.

For more details please read the KIID document.

KEY DATES

| | |
|-------------------------|-------------|
| Fund launch | 31 Aug 2007 |
| Close of financial year | 31 Dec |

HISTORIC YIELD (AS AT 31 MAY 2024)


| | |
|-------------------|-------|
| Share class | Yield |
| Sterling W (Acc.) | 2.93% |

Historic yield figures are calculated on the basis of dividing the total dividends paid by the fund over the last 12 months by the fund's current price. Historic yields are shown on a net basis, do not include the impact of any initial charge and investors may be subject to tax on distributions. Gross of taxes. Please note, dividend income from the fund's US investments will be subject to 30% withholding tax.

KEY RISKS ASSOCIATED WITH THIS FUND

- There is no guarantee that the Fund will achieve its objectives.
- This Fund invests in international markets which means it is exposed to changes in currency rates which could affect the value of the Fund.
- Where the Fund invests significantly in a single market, this may have a material impact on the value of the Fund.
- Derivatives are highly sensitive to changes in the value of the asset from which their value is derived. A small movement in the value of the underlying asset can cause a large movement in the value of the derivative. This can increase the sizes of losses and gains, causing the value of your investment to fluctuate. When using derivatives, the Fund can lose significantly more than the amount it has invested in derivatives.
- Emerging Markets have additional risks due to less-developed market practices.
- Investments in the securities of small to medium-sized companies (by market capitalisation) may be riskier and less liquid (i.e. harder to sell) than large companies. This means that their share prices may have greater fluctuations.
- The insolvency of any institutions providing services such as custody of assets or acting as a counterparty to derivatives or other contractual arrangements, may expose the Fund to financial loss.
- If this share class is denominated in a different currency from the base currency of the Fund. Changes in the exchange rate between the share class currency and the base currency may affect the value of your investment.
- For hedged share classes the hedging strategy is used to reduce the impact of exchange rate movements between the share class currency and the base currency. It may not completely achieve this due to factors such as interest rate differentials.
- A complete description of risk factors is set out in the Prospectus in the section entitled "Risk Factors".

RISK AND REWARD PROFILE - STERLING W (ACC.)




We have calculated the risk and reward category using a method of calculation derived from EU rules. It is based on the rate at which the value of the Fund has moved up and down in the past (i.e. volatility) and is not a guide to the future risk and reward category of the Fund. The category shown is not a target or guarantee and may shift over time. Even the lowest category 1 does not mean a risk-free investment. Funds in category 7 have in the past shown very high volatility. With a fund of category 7, you have a very high risk of losing money but your chance for gains is also very high.

Before subscribing, investors should read the most recent Prospectus and KIID for each fund in which they want to invest. Go to www.bnymellonim.com

The Prospectus and KIID are available in English and in an official language of the jurisdictions in which the Fund is registered for public sale.

If you are unsure which type of investment is right for you, please contact a financial adviser.

 +44 20 7163 4442

 www.bnymellonim.com

IMPORTANT INFORMATION

Portfolio holdings are subject to change, for information only and are not investment recommendations. Calls may be recorded. For more information visit our Privacy Policy www.bnymellonim.com. BNY Mellon is the corporate brand of The Bank of New York Mellon Corporation and its subsidiaries. The Fund is a sub-fund of BNY Mellon Global Funds, plc, an open-ended investment company with variable capital (ICVC), with segregated liability between sub-funds. Incorporated with limited liability under the laws of Ireland and authorised by the Central Bank of Ireland as a UCITS Fund. The Management Company is BNY Mellon Fund Management (Luxembourg) S.A. (BNY MFML), regulated by the Commission de Surveillance du Secteur Financier (CSSF). Registered address: 2-4 Rue Eugène Ruppert L-2453 Luxembourg. Information on investor rights including the complaints handling policy and investor redress mechanisms is available at www.bnymellonim.com. The Manager may terminate the arrangements made for the marketing of one or more sub-funds of BNYMGF in one or more EU Member States and shareholders will receive prior notification in this event. Issued in the UK by BNY Mellon Investment Management EMEA Limited, BNY Mellon Centre, 160 Queen Victoria Street, London EC4V 4LA. Registered in England No. 1118580. Authorised and regulated by the Financial Conduct Authority. MIS0021-310724